



## CMH series Feeding Machine

CMH1610-F-C

CMH1610-FT/FET-C

CMH1810-F-C

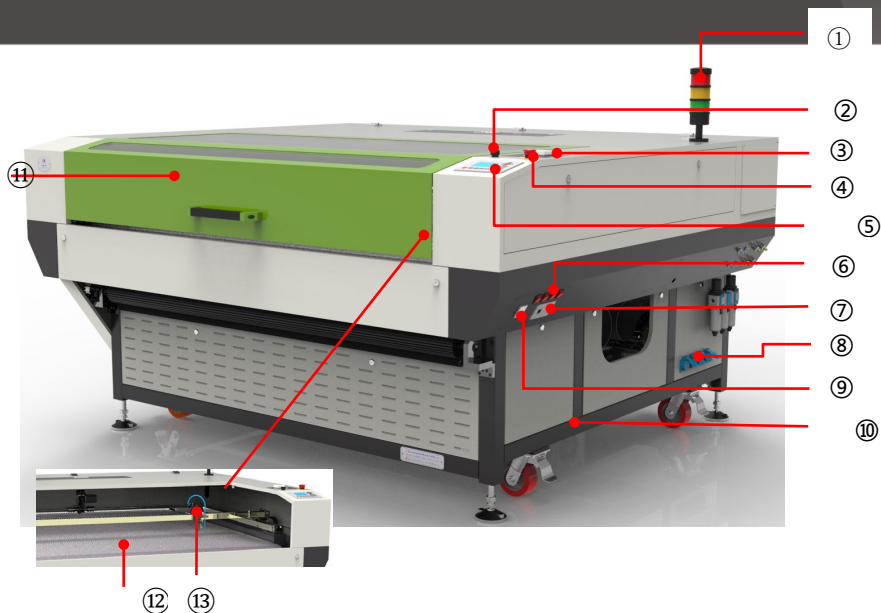
CMH1810-FT/FET-C

F: feeding machine=machine with conveyor

T: double heads

E: electric

FRONT SIDE




①	3-color alarm(optional)	⑧	Socket for accessories
②	Laser power on/off	⑨	Main power
③	Ampere meter	⑩	Machine frame
④	E-stop	⑪	Front cover
⑤	Control panel	⑫	Conveyor
⑥	Accessory switch	⑬	Transmission system
⑦	USB & Ethernet port		

## REAR SIDE



①	Laser tube cover	⑤	Chiller(just for reference)
②	Backside pressing bar(optional)	⑥	Water/gas inlet/outlet & signal cable of chiller
③	‘人’ type conveyor(optional)	⑦	Filter(optional)
④	Power supply cabinet		


## Main options



## Specification:

- 1. Conveyor

‘人’ type conveyor

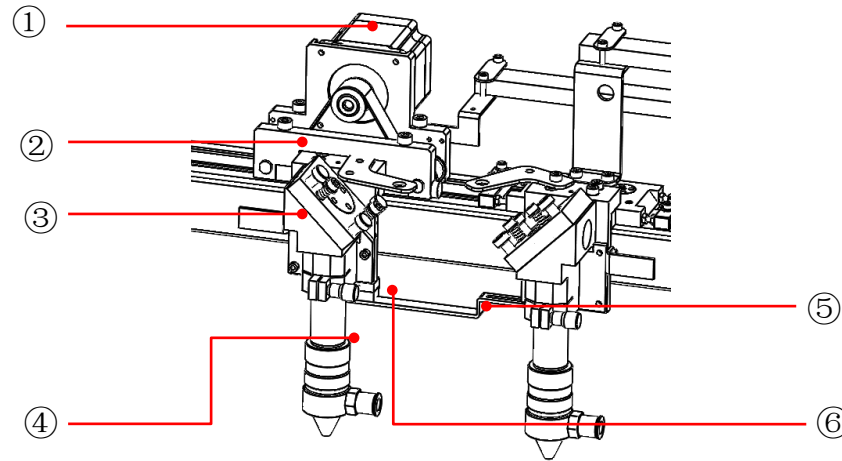


E-type conveyor  
(Silmaq's choice)



## Specification

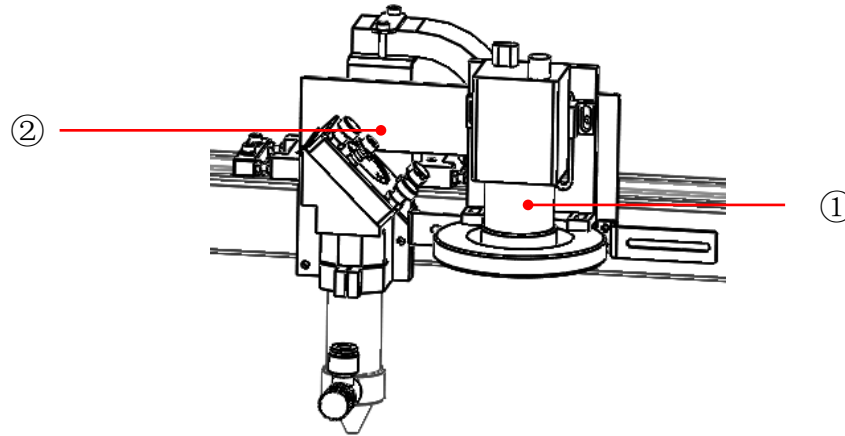
- 2. Electric double heads



①	Motor of the electric cutting head	④	Lens holder
②	Slide block	⑤	Sensor baffle of electric cutting head
③	Sensor	⑥	Square sensor

## Specification

- 3. Small camera visual system



①

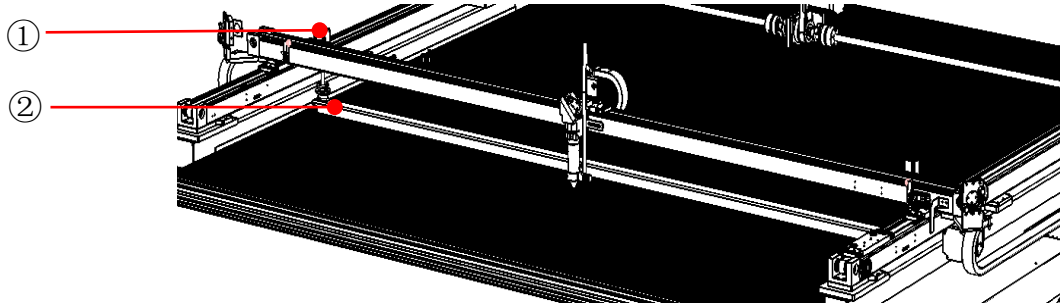
Camera component

②

Camera stand

## Specification:

- 4. Synchronous pressing & feeding system(front)



①

Air cylinder

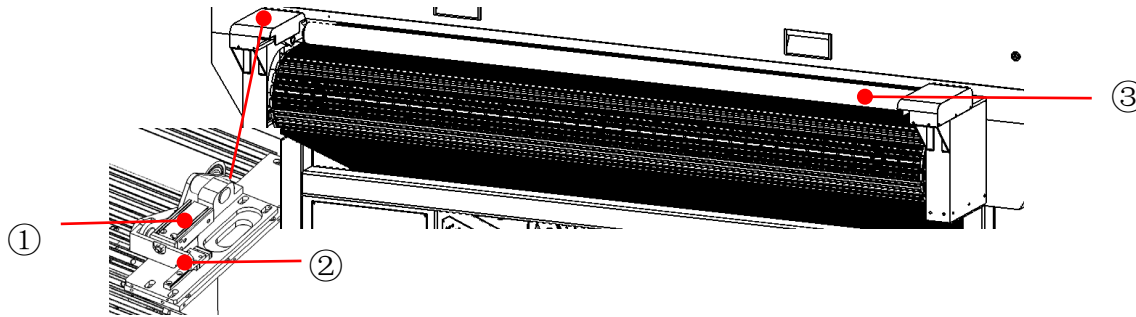
②

Pressing bar



## Specification:

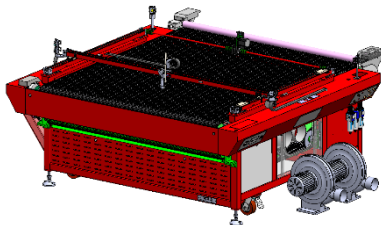


- 5. Synchronous pressing & feeding system(back)



①	Air cylinder	②	Linear guide rail
③	Pressing bar		

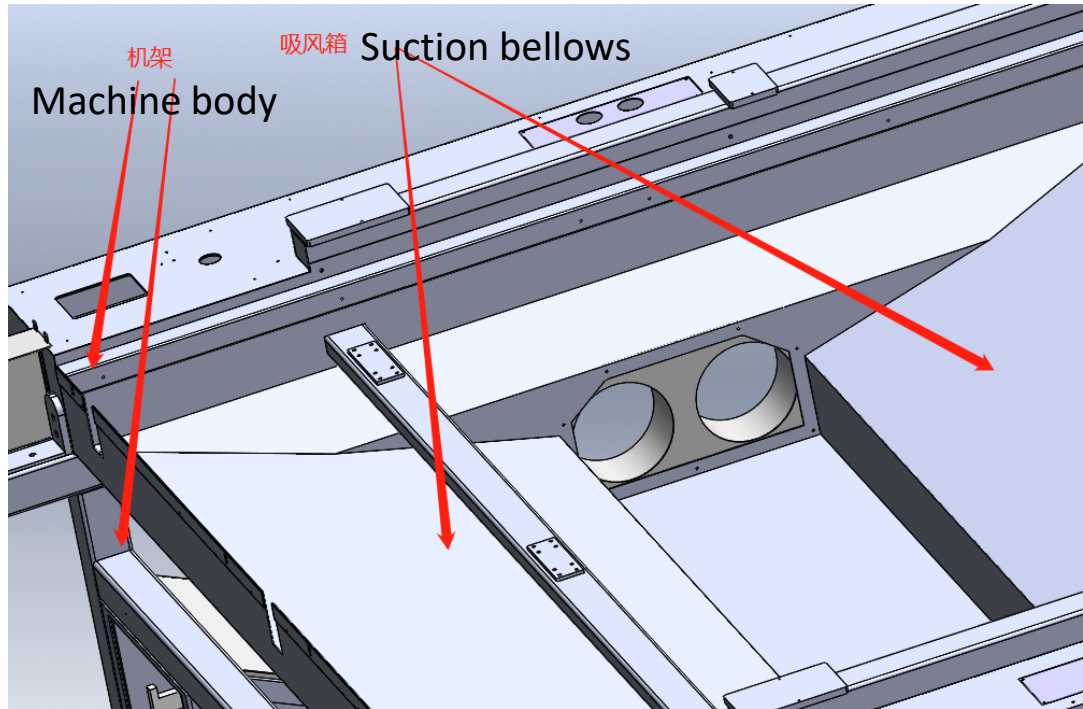
## Comparison between CMH&CMA series feeding machine

- 1. One single machine frame is compatible to two kinds of conveyor ('人' type and E-type)



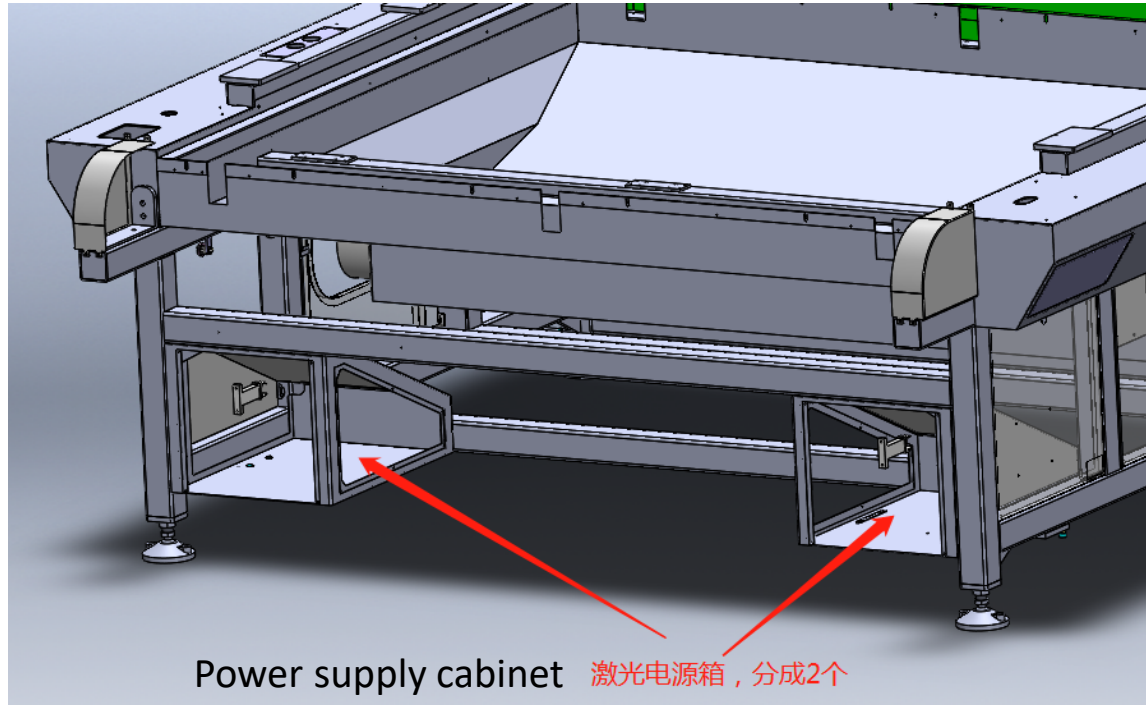
## Comparison between CMH&CMA series feeding machine

- 2. Section bellows are welded with the machine body together:



## Comparison between CMH&CMA series feeding machine

- 3. Power supply cabinet is divided into two



## WORKING PARAMETER



### Working parameter **CMH1610C-F-A**

Working size	1600x1000
Laser power	80W-180W
Transmission system	inner rail+belt
Speed	0-300mm/s
Loading system	Loading manually, feeding automatically
Reposition accuracy	±0.1mm
Format	PLT、AI、DXF、DST、DSB、BMP、JPG、GIF、PNG, and so on
Working environment	Temp. 5-40°C: Humidity: 5%~80%, Non-condensation
Total power	2.35kw (without accessory)
Power supply	220V/50Hz
GW (main body)	840kg
Overall size	2210*2120*1200mm

## WORKING PARAMETER



### Working parameter **CMH1610C-FT-A**

Working size	1600x1000
Laser power	80W-180W
Transmission system	inner rail+belt
Speed	0-300mm/s
Loading system	Loading manually, feeding automatically
Reposition accuracy	±0.1mm
Format	PLT、AI、DXF、DST、DSB、BMP、JPG、GIF、PNG, and so on
Working environment	Temp. 5-40°C: Humidity: 5%~80%, Non-condensation
Total power	2.35kw (without accessory)
Power supply	220V/50Hz
GW (main body)	850kg
Overall size	2210*2120*1200mm

## WORKING PARAMETER



### Working parameter

### CMH1810C-F-A

Working size	1800x1000
Laser power	80W-180W
Transmission system	inner rail+belt
Speed	0-300mm/s
Loading system	Loading manually, feeding automatically
Reposition accuracy	±0.1mm
Format	PLT、AI、DXF、DST、DSB、BMP、JPG、GIF、PNG, and so on
Working environment	Temp. 5-40°C: Humidity: 5%~80%, Non-condensation
Total power	2.35kw (without accessory)
Power supply	220V/50Hz
GW (main body)	940kg
Overall size	2410*2120*1200mm



## WORKING PARAMETER



### Working parameter

### CMH1810C-FT-A

Working size	1800x1000
Laser power	80W-180W
Transmission system	inner rail+belt
Speed	0-300mm/s
Loading system	Loading manually, feeding automatically
Reposition accuracy	±0.1mm
Format	PLT、AI、DXF、DST、DSB、BMP、JPG、GIF、PNG, and so on
Working environment	Temp. 5-40°C: Humidity: 5%~80%, Non-condensation
Total power	2.35kw (without accessory)
Power supply	220V/50Hz
GW (main body)	950kg
Overall size	2410*2120*1200mm



## CONFIGURATION

	No.	Item	Spec.	Description	Note
<b>Main body</b>	1	Laser tube	●	80~180W	Chinese
	2	Mirror	●	Φ25mm×3mm	Imported
	3	Lens	●	Φ20mm, f=50mm	Imported
	4	Cover sensor	○		Han' s YM
	5	Worktable	●	E-type	Han' s YM
			○	人 type	Han' s YM
	6	Guide rail	●	Inner-rail	Han' s YM
	7	Mainboard	●	5#	Han' s YM
8	Software	●	Smart Carve	Han' s YM	
<b>Accessory</b>	9	Socket	●		Han' s YM
	10	Chiller	○	CW-5202	Chinese
	11	Blower	○	750W	Chinese
	12	Air pump	○	135W	Chinese
	13	Material supporter	○		Han' s YM

●: Standard ○: Optional