

PARTS BOOK

KM-957 Series

롤러 구동 포스트 베드형 1본침 본봉 침송 재봉기
Post Bed, Wheel Feed With Driven Roller Foot,
1-Needle, Needle Feed Lock Stitch Machine

KM-967 Series

롤러 구동 포스트 베드형 1본침 본봉 재봉기
Post Bed, Wheel Feed With Driven Roller Foot,
2-Needle, Straight Lock Stitch Machine



INFORMATION

A. Parts Book 구성 Structure of Part Book

① **A** Machine Body Mechanism
두부 및 외장 관계

④ ⑤ ⑥ ⑦ ⑧ ⑨

No.	Parts No.	Note	Name of Parts	품명	Q'ty		Assembly No.
					BS	BF	
A-52	425005-3001		Bobbin Winder Lever	실감기 레버	1	1	
A-53	4350125-3001		Bobbin Winder Adjusting Plate	실감기 조절판	1	1	
A-54	SC-6130-1230		Screw(1.6" n=40)	볼트(1.6" n=40)	1	1	
A-55	02-611W-2302		Washer	와셔	1	1	
A-56	435025-3001		Bobbin Winder Lever Shaft	실감기 레버 축	1	1	
A-57	435048-3001		Bobbin Winder Adjusting Cam	실감기 조절 캠	1	1	
A-58	025025C-6113		Screw(M4xR6.7)	볼트(4)	1	1	
A-59	04-600C-3710		W-Ring(#5)	윤영(호칭명 5)	2	2	
A-60	435075-3001		Bobbin Winder Action Plate	실감기 작동판	1	1	
A-61	41-60AA-1201		Bobbin Winder Action Body	실감기 작동체	1	1	
A-62	40-60W-1600		Washer	와셔	2	2	
A-63	435025-3001		Bobbin Winder Spring	실감기 인장 스프링	1	1	
A-64	435025-3001		Bobbin Stopper	보빈 스톱퍼	1	1	
A-65	435025-3001		Screw	볼트	5	5	
A-66	435025-3001		Bobbin Stand	보빈 스탠드	1	1	
A-67	435025-3001		Bobbin Winder Mm	실감기 메스	1	1	
A-68	SC-6119-2302		Screw(1.6" n=40)	고형메스 양측 볼트(1.6"	2	2	
A-69	435025-3001		Themed Tension Adjusting Ash y	실감기 실감기 조절장치(조)	15set	15set	
A-70	435025-3001		Themed Tension Adjusting Shaft	실감기 실감기 조절 축	1	1	
A-71	435025-3001		Themed Guide Plate	실감기 판	1	1	
A-72	40-20AA-1230		Themed Tension Disk	실감기 원시	2	2	
A-73	40-30G-125A		Themed Tension Spring	실감기 조절 스프링	1	1	
A-74	40-60W-1230		Themed Tension Spring Stopper	실감기 조절 스프링 스톱퍼	1	1	
A-75	40-60AA-1230		Spring Cover	스프링 커버	1	1	
A-76	40-20AA-1250		Themed Tension Nut	실감기 조절 캠 너트	1	1	
A-77	SN-6121-7400		Nut(15/64" n=20)	실감기 조절 축 너트	1	1	
A-78	035048-3001		Safety Plate Ash y	안전판(조)	15set	15set	
A-79	035048-3001		Safety Plate	안전판	1	1	
A-80	035048-3001		Safety Plate Bracket	안전판 브라켓	1	1	
A-81	035048-3001		Safety Plate Holder	안전판 홀더	1	1	
A-82	035025-3001		Safety Plate Flange Screw	안전판 볼트(1.6"	1	1	
A-83	SN-6101-7400		Nut(1/4" n=20)	너트	3	3	
A-84	40-60W-1600		Washer	와셔	1	1	
A-85	035025-3001		Safety Plate Spring	안전판 스프링	1	1	
A-86	035025-3001		Safety Plate Spring Hook	안전판 스프링 걸이	1	1	
A-87	SN-6111-7400		Nut(1/4" n=20)	너트	1	1	
A-88	GP-0225-00		Ball Cover	볼트커버	1	1	
A-89	SC-6067-1230		Screw(11/64" n=40)	볼트(11/64"	7	7	
A-90	GP-0225-00		X-Driving Motor Cover	X 구동 모터 커버	1	1	
A-91	GP-0225-00		Side Cover	옆뚜껑	1	1	
A-92	GP-0225-00		Side Cover Gasket	옆뚜껑 가스켓	1	1	

- ① 관계 별 고유 코드
Unique code by mechanism
- ② 관계 별 고유 명칭
Unique name by mechanism
- ③ 관계도
Explode view
- ④ Ref. No. : 파트별 고유 식별 번호
Unique identification number by part
- ⑤ Parts No. : 고유 제품 코드
Unique Product code

- ⑥ Note. : 공지사항 표기 및 메모
Refers to notice and memo
- ⑦ 품명 : 파트의 고유 품명
Name of Part : Unique name of parts
- ⑧ Q'ty : 파트의 수량
The number of parts
- ⑨ Assembly no. : 조(組) 파트의 식별 번호
Unique identification number by set part

Ex)

구분 Category	Code	비고 Category
구 부품 Old part	01-030C-1230	
신 부품 New part	AS-000000-00	조(組)파트 Set parts
	GP-000000-00	기구적 파트 Instrumental parts
	EP-000000-00	전기적 파트 Electrical parts

WARNING

1. 조에 속한 파트는 개별 조립 시 제품의 파손 또는 재봉 불량 발생될 수 있어 해당 파트에 대한 주문 시에는 조 품목으로만 구입이 가능합니다.
2. 본 책자는 Part Book으로 제작되었으므로 매뉴얼로 사용 불가합니다.
3. 사전 예고 없이 사양이 변경 될 수도 있습니다.

1. The parts classified as ass'y items may cause damage to the machine or bad sewing when they are separately assembled. Hence, when they are ordered, they can be purchased as ass'y items only.
2. This is a parts book. It cannot be used as a manual.
3. Parts are Subject to change in Design Without Prior Notice.

MODEL

KM-957

.....

Post Bed, Wheel Feed With Driven Roller Foot,
1-Needle, Needle Feed Lock Stitch Machine
롤러 구동 포스트 베드형 1본침 본봉 침송 재봉기

KM-957-7

.....

Post Bed, Wheel Feed With Driven Roller Foot,
1-Needle, Needle Feed Lock Stitch Machine With Automatic Thread Trimmer
롤러 구동 포스트 베드형 1본침 본봉 침송 자동사절 재봉기

KM-957SR

.....

Small Saddle, Post Bed, Wheel Feed With Driven Roller Foot,
1-Needle, Needle Feed Lock Stitch Machine
롤러 구동 소형 새틀 포스트 베드형 1본침 본봉 침송 재봉기

KM-967

.....

Post Bed, Wheel Feed With Driven Roller Foot,
2-Needle, Straight Lock Stitch Machine
롤러 구동 포스트 베드형 2본침 본봉 재봉기

KM-967-7

.....

Post Bed, Wheel Feed With Driven Roller Foot,
2-Needle, Straight Lock Stitch Machine With Automatic Thread Trimmer
롤러 구동 포스트 베드형 2본침 본봉 자동사절 재봉기

CONTENTS

목 차

A	<i>Machine Body & Thread Adjusting Mechanism</i> 두부 외장관계 및 실 조절 장치 관계	6
B	<i>Upper Shaft & Needle Bar & Thread Take-Up Mechanism</i> 상축, 바늘대, 실채기 관계	8
C	<i>Feed Mechanism</i> 피이드 관계	9
D	<i>Middle Shaft & Lower Shaft Mechanism</i> 중간축, 하축 관계.....	10
E	<i>Presser Bar Mechanism</i> 누름대 관계	12
F	<i>Post & Hook Mechanism</i> 포스트 및 훅 관계(KM-967).....	16
G	<i>Saddle & Hook Mechanism</i> 새들 및 훅 관계(KM-957).....	20
H	<i>Thread Trimmer Mechanism</i> 사절 관계.....	24
I	<i>Needle bar Rocking Mechanism</i> 바늘대 요동 관계.....	26
J	<i>Synchronizer</i> 외장형 싱크로나이저 관계.....	28
K	<i>Needle Bar Up / Down Button</i> 바늘대 상·하 버튼 관계	28
L	<i>Program Unit Box & Presser Foot Lifting Solenoid Mechanism</i> 프로그램 유닛 박스 및 자동무릎올림 솔레노이드 관계	28
M	<i>Accessories</i> 액세서리 관계	30
N	<i>Gauge Parts</i> 게이지 관계	32
O	<i>Small Saddle Mechanism</i> 소형 새들 관계 (KM-957SR).....	34
P	<i>Roller Edge Guide Mechanism (Option)</i> 롤러 엣지 가이드 관계 (옵션)	38
	* INDEX	40

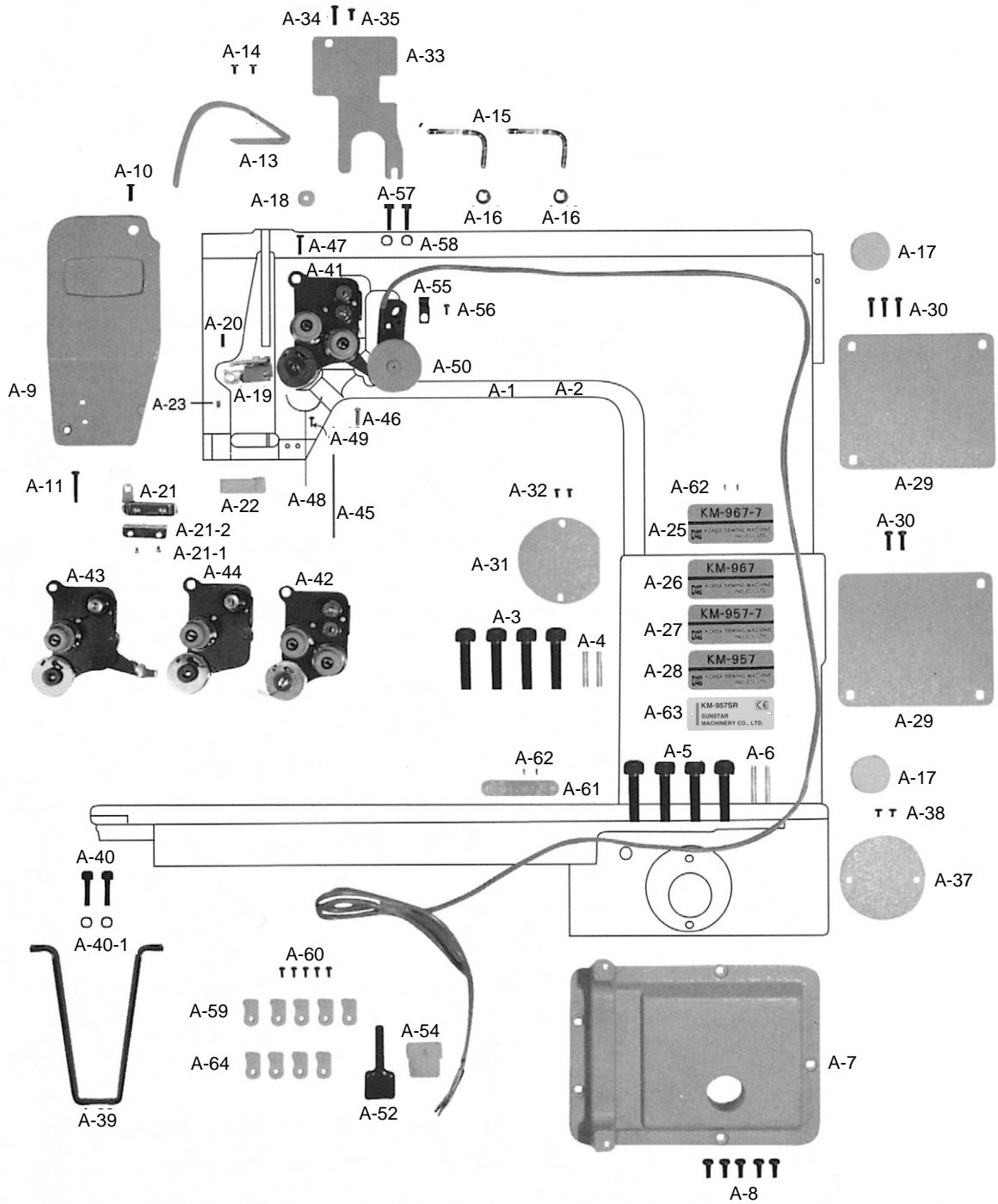
NOTE : Parts are Subject to change in Design Without Prior Notice.

1. 조에 속한 파트는 개별 조립 시 제품의 파손 또는 재봉 불량 발생될 수 있어 해당 파트에 대한 주문 시에는 조 품목으로만 구입이 가능합니다.
 2. 본 책자는 Parts Book으로 제작되었으므로 매뉴얼로 사용 불가합니다.
1. The parts classified as ass'y items may cause damage to the machine or bad sewing when they are separately assembled. Hence, when they are ordered, they can be purchased as ass'y items only.
 2. This is a parts book. It cannot be used as a manual.

A

Machine Body & Thread Adjusting Mechanism

두부 외장관계 및 실조절 장치 관계





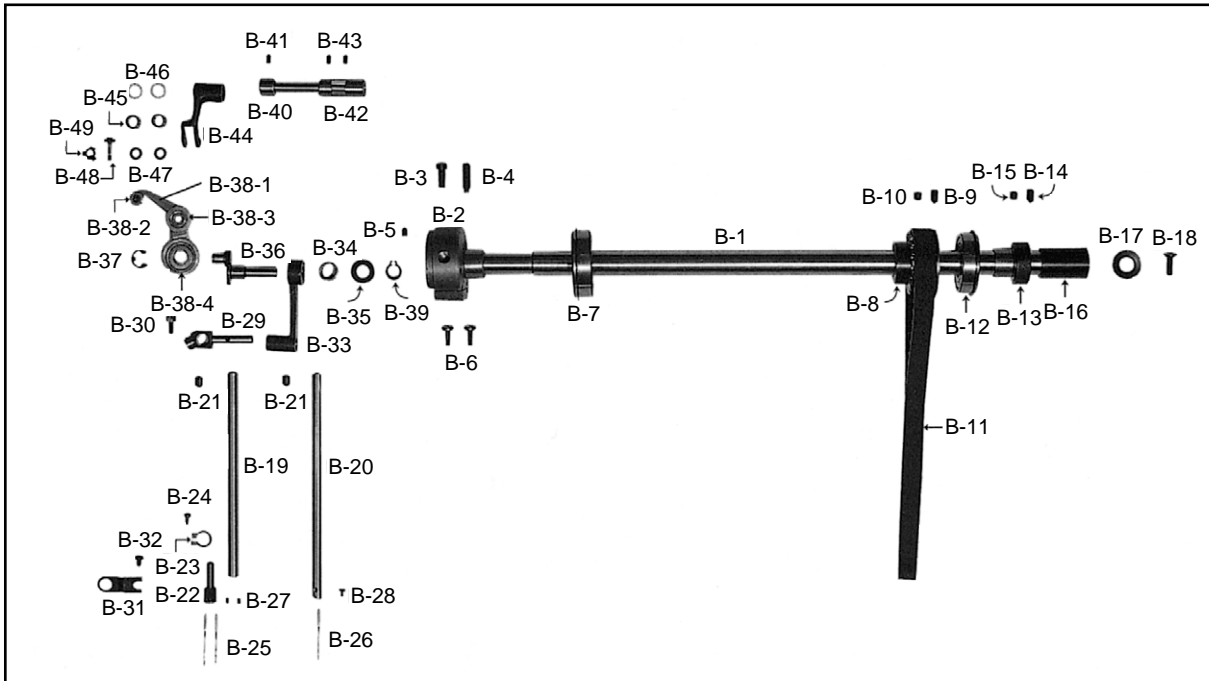
Ref. No.	Parts No.	Note	Name of Parts	품 명	Q' ty		Applied Period
					A	B	
A-1	01-001A-9577	A, B	Arm, Arm Base, Bed-Trimming	Arm, Arm받침, Bed(組)-사절(用)	1	1	
A-2	01-001A-9570	Al, B1	Arm, Arm Base, Bed-Non Trimming	Arm, Arm받침, Bed(組)-비사절(用)	1	1	
A-3	01-005S-9570		Screw (M10×1.5)	암받침 결합볼트	4	4	
A-4	06-032P-7400		Pin (φ7×34.4)	암베드 결합핀	2	2	
A-5	01-005S-9570		Screw (M10×1.5)	암받침 결합볼트	4	4	
A-6	06-032P-7400		Pin (φ7×34.4)	암베드 결합핀	2	2	
A-7	01-004A-9570		Bed Support	Bed 받침	1	1	
A-8	SC-0307-4122		Screw (3/16" n=32)	흡블이 납작 작은나사(3/16" n=32)	5	5	
A-9	01-010A-9570		Face Plate	면판	1	1	
A-10	SC-A174-4122		Screw (11/64" n=40)	흡블이 납작 작은나사(11/64" n=40)	1	1	
A-11	15-053S-5607		Screw (11/64" n=40)	흡블이 둥근납작 작은나사(11/64" n=40)	1	1	
A-13	GP-013234-00		Thread Take-up Lever Cover	실채기 커버	1	1	
A-14	SC-0502-2302		Screw (9/64" n=40)	흡블이 넙비 작은나사(9/64" n=40)	2	2	
A-15	01-015A-7400		Thread Retainer	세구멍 실걸이	2	1	
A-16	SN-0121-7400		Nut (15/64" n=28)	육각 너트 (15/64" n=28)	2	1	
A-17	01-018M-9570		Rubber Cap (φ25.4)	암 고무마개(大)	2	2	
A-18	01-007R-8130		Rubber Cap (φ10.5)	고무마개(Hole)	1	1	
A-19	01-023A-9570		Arm Thread Guide Plate	암 실안내(上)	1	1	
A-20	SC-A174-4122		Screw (11/64" n=40)	흡블이 납작 작은나사(11/64" n=40)	1	1	
A-21	01-022A-7500		Arm Thread Guide Plate(L)	암 실안내(下)	1	1	
A-21-1	01-024A-7500		Felt For Upper Thread Supply	윗실 급유 헬트 잡이	1	1	
A-21-2	SC-0536-7500		Screw (3/32" n=56)	흡블이 둥근납작 작은나사(3/32" n=56)	2	2	
A-22	44-024M-7500		Felt (8×32)	윗실 급유 헬트	1	1	
A-23	SC-0519-2302		Screw (9/64" n=40)	흡블이 둥근접시 작은나사(9/64" n=40)	1	1	
A-25	GP-009202-00	A	Model Mark (KM-967-7)	모델마크 (KM-967-7)	1	·	
A-26	GP-009213-00	A1	Model Mark (KM-967)	모델마크 (KM-967)	1	·	
A-27	GP-009214-00	B	Model Mark (KM-957-7)	모델마크 (KM-957-7)	·	1	
A-28	GP-009217-00	B1	Model Mark (KM-957)	모델마크 (KM-957)	·	1	
A-29	01-032A-9570		Rear Cover	뒷뚜껑	2	2	
A-30	SC-0523-1230		Screw (3/16" n=28)	흡블이 납작 작은나사(3/16" n=28)	5	5	
A-31	01-034A-9570		Bearing Cover	베어링 커버	1	1	
A-32	SC-A170-4122		Screw (9/64" n=40)	흡블이 넙비 작은나사(9/64" n=40)	2	2	
A-33	01-036A-9570		Presser Bar Lifter Plate Cover	누름대 올리기 운동판 커버	1	1	
A-34	SC-0523-1230		Screw (3/16" n=28)	흡블이 납작 작은나사(3/16" n=28)	1	1	
A-35	SC-0548-7400		Screw (3/16" n=32)	흡블이 넙비 작은나사(3/16" n=32)	1	1	
A-37	01-039R-9570		Bed Hde Cover	베드 구멍마개	1	1	
A-38	SC-A170-4122		Screw (9/64" n=40)	흡블이 넙비 작은나사(9/64" n=40)	2	2	
A-39	01-041A-9570		Bed Leg	베드 다리	1	1	
A-40	SC-0108-2350		Screw (M6×1.0)	육각구멍블이 보울트(M6×1.0)	2	2	
A-40-1	01-020W-2350		Washer (φ6×t1.5)	와셔	2	2	
A-41	40-001A-9677		Thread Tension Contrl Ass'y	실 조절 장치(組)	1	·	
A-42	40-002A-9670	A	Thread Tension Contrl Ass'y	실 조절 장치(組)	1	·	
A-43	40-003A-9577	A1	Thread Tension Contrl Ass'y	실 조절 장치(組)	·	1	
A-44	40-004A-9570	B	Thread Tension Contrl Ass'y	실 조절 장치(組)	·	1	
A-45	40-109P-9570	B1	Tension Releasing Shaft	실 늦추기 축 (C)	1	1	
A-46	15-053S-5607		Screw (11/64" n=40)	마늘대 후레임 안내판 잠나사B	1	1	
A-47	SC-0179-3710		Screw (11/64" n=40)	흡블이 둥근납작 작은나사(11/64" n=40)	1	1	
A-48	01-019C-7400		Stopper for Thread Take-up Spring	실조절 장치 스토퍼	1	1	
A-49	SC-0531-4125		Screw (9/64" n=40)	흡블이 둥근납작 작은나사(9/64" n=40)	1	1	
A-50	40-006A-9577		Tension Release Solenoid Ass'y (4)	실 늦추기 솔레노이드(組)	1	1	
A-52	17-437C-7907	A, B	Tube for A-50	사각 튜브(小)	1	1	
A-54	08-010B-3701	A, B	Plug for A-50	플러그 1490P1(백색)	1	1	
A-55	01-009R-2350	A, B	Cable Holder	케이블 잡이	1	1	
A-56	SC-0531-4125	A, B	Screw (9/64" n=40)	흡블이 둥근납작 작은나사(9/64" n=40)	1	1	
A-57	SC-0162-4113	A, B	Screw (M5×0.8)	육각구멍블이 보울트(M5×0.8)	2	2	
A-58	07-011W-1230	A, B	Washer (φ6×t1.5)	가마잡이 와셔	2	2	
A-59	10-065A-9577	A, B	Cable Holder(3N)	케이블 홀더(3N)	3	3	
A-60	SC-0365-4118	A, B	Screw (9/64" n=40)	흡블이 넙비 작은나사(9/64" n=40)	7	7	
A-61	01-035P-1370	A, B	Machine Number Plate	번호판	1	1	
A-62	01-035P-7400		Pin	번호판 핀	4	4	
A-63	GP-020585-00		Model Mark (KM-957SR)	모델마크(KM-957SR)	·	1	
A-64	01-011L-2350	A, B	Cable Holder(5N)	케이블 홀더(5N)	4	4	

NOTE:

A : KM-967-7
A1 : KM-967
B : KM-957-7
B1 : KM-957
□=Common Part

B

Upper Shaft & Needle Bar & Thread Take-Up Mechanism 상축, 바늘대, 실채기 관계



Ref. No.	Parts No.	Note	Name of Parts	품명	Q'ty	Applied Period
B-1	02-101A-9570		Upper Shaft	상축	1	
B-2	GP-025331-00		Link Cam	링크캠 (C)	1	
B-3	SC-0123-1230		Screw (9/32" n=28)	흡볼이 납작 작은나사(9/32" n=28)	1	
B-4	SC-0112-2302		Screw (9/32" n=28)	흡볼이 멈춤나사(9/32" n=28)	1	
B-5	SC-0317-4517		Screw (15/64" n=28)	육각구멍볼이 멈춤나사(15/64" n=28)	1	
B-6	SC-0307-4122		Screw (3/16" n=32)	흡볼이 납작 작은나사(3/16" n=32)	2	
B-7	BR-000096-00		Upper Shaft Front Bearing	상축 전 베어링(NTN 6304LUNR)	1	
B-8	02-009A-9570		Timing Belt Pulley(Upper)	타이밍 벨트 풀리 (上)-(組)	1(組)	
B-9	SC-A117-4417		Screw (1/4" n=40)	육각 구멍볼이 멈춤나사(1/4" n=40)	1	
B-10	SC-A308-4517		Screw (1/4" n=40)	육각 구멍볼이 멈춤나사(1/4" n=40)	1	
B-11	02-012A-9570		Timing Bdt(Upper)	타이밍 벨트(上)	1	
B-12	07-011A-5607		Upper Shaft Rear Bearing	하축 후 베어링 (6004NR)	1	
B-13	02-115A-9570		Bushing for B-12	상축 후 베어링 부싱	1	
B-14	SC-A117-4417		Screw (1/4" n=40)	육각 구멍볼이 멈춤나사(1/4" n=40)	1	
B-15	SC-A308-4517		Screw (1/4" n=40)	육각 구멍볼이 멈춤나사(1/4" n=40)	1	
B-16	02-118A-9570		Upper Shaft Guide Bushing	상축 안내 부싱 (C)	1	
B-17	02-019R-9570		Cover for B-16	상축 안내 부싱 마개	1	
B-18	02-020S-9570		Screw (M6×L0)	상축 안내 부싱 마개나사	1	
B-19	04-101A-9670	A, A1	Needle Bar	바늘대	1	
B-20	04-101A-9570	B, B1	Needle Bar	바늘대	1	
B-21	04-103R-9570		Rubber Cap(φ66)	바늘대 마개	1	
B-22	04-004A-9670	A, A1	Needle Clamp(Standard:2.4mm)	바늘 잡이 (표준:2.4mm)	1	
B-23	04-105A-9670	A, A1	Needle Clamp Holder	바늘 잡이 홀더	1	
B-24	SC-A156-4118	A, A1	Screw (9/64" n=40)	흡볼이 동근납작 작은나사(9/64" n=40)	1	
B-25		A, A1	Needle Bar	바늘	2	
B-26		B, B1	Needle Bar	바늘	1	
B-27	SC-A350-4515	A, A1	Screw (1/8" n=40)	흡볼이 멈춤나사(1/8" n=40)	2	
B-28	SC-0549-2125	B, B1	Screw (1/8" n=40)	흡볼이 동근납작 작은나사(1/8" n=40)	1	
B-29	04-110A-9570		Needle Bar Clamp	바늘대 잡이	1	
B-30	SC-0180-4111		Screw (11/64" n=40)	육각 볼트(11/64" n=40)	1	
B-31	04-012A-9670	A, A1	Stopper for Needle Bar Frame	바늘대 후레임 고정판	1	
B-32	SC-0523-1230	A, A1	Screw (11/64" n=40)	흡볼이 납작 작은나사(11/64" n=40)	1	
B-33	04-114A-9570		Needle Bar Crank	바늘대 크랭크	1	
B-34	04-015A-9570		Needle Bearing for B-33	바늘대 크랭크 니들 베어링(HK100)	1	
B-35	04-016W-9570		Washer (φ8.2×t1.0)	바늘대 크랭크 외서	1	
B-36	04-117A-9570		Stud for Needle Bar Crank	바늘대 크랭크 축	1	
B-37	40-002C-2350		E-Ring(φ8)	실늘추기 안내 부싱 E링(φ8)	1	
B-38-1	GP-008028-00		Thread Take-up Lever	실채기	1	
B-38-2	08-012A-9570		Eyelet for B-38-1	실채기 아이릿(37045)	1	
B-38-3	08-002A-9570		Bearing(Small) for B-38-1	실채기 베어링(小)(NTN624)	1	
B-38-4	01A142S-811H		Bearing(Big) for B-38-1	기어 구동축 베어링(NTN608Z)	1	
B-39	04-018C-9570		Grip Ring For B-38-1	그립 멈춤링(ISTW-φ8)	1	
B-40	08-105A-9570		Hinge Pin For B-38-1	실채기 힌지핀 (C)	1	
B-41	SC-0352-4515		Screw (3/16" n=28)	흡볼이 멈춤나사(3/16" n=28)	1	
B-42	08-107A-9570		Bushing for B-40	실채기 힌지핀 부싱	1	
B-43	SC-0352-4515		Screw (3/16" n=28)	흡볼이 멈춤나사(3/16" n=28)	1	
B-44	GP-012888-00		Take up Lever Crank	실채기 크랭크	1	
B-45	BR-000156-00		Needle Cage for B-44	니들 케이지(7×10×8)	2	
B-46	08-011R-9570		Needle Cage Cover	실채기 크랭크 니들 케이지 마개	2	
B-47	10-020W-2700		Washer(φ4.5×t0.8)	스토퍼 휩외서	2	
B-48	08-013S-9570		Stud for B-44	실채기 크랭크 단나사	1	
B-49	08-014W-9570		Stopping Washer for B-48	실채기 크랭크 단나사 외서	1	

NOTE:

A : KM-967-7

A1 : KM-967

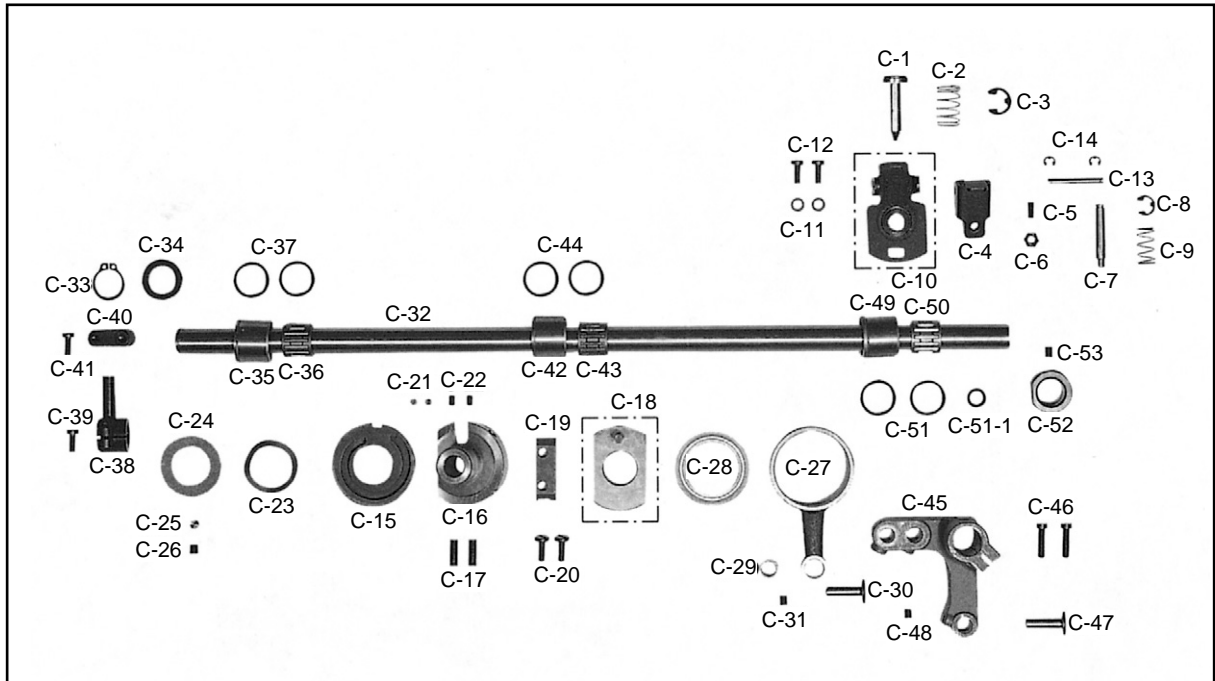
B : KM-957-7

B1 : KM-957

□ = Common Part



Feed Mechanism 피이드 관계



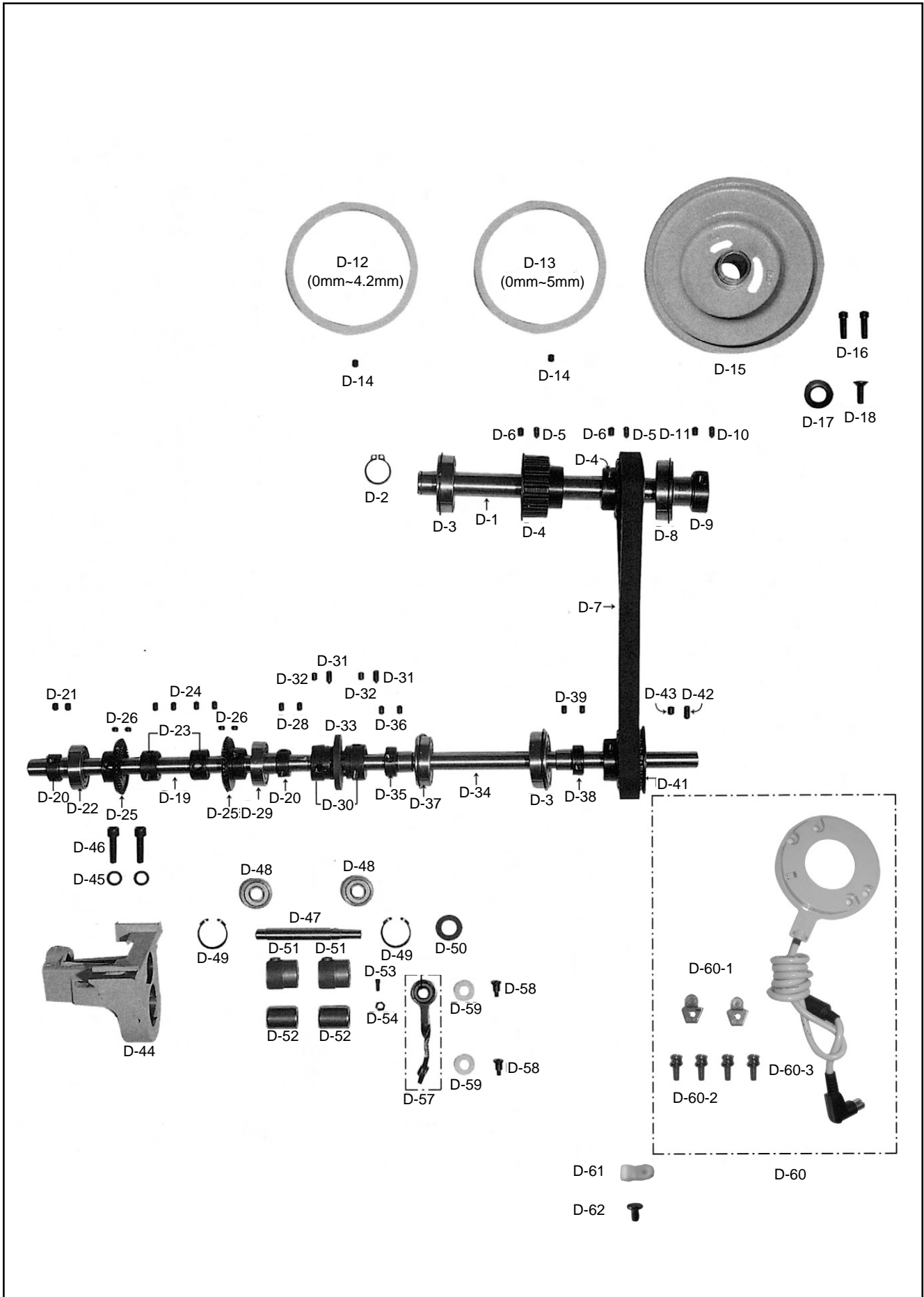
Ref. No.	Parts No.	Note	Name of Parts	품명	Q'ty	Applied Period
C-1	06-001A-9570		Feed Length Control Button	따수 조절 버튼	1	
C-2	06-002G-9570		Spring for C-1	따수 조절 버튼 스프링	1	
C-3	40-002C-2350		E-Ring(φ8)	E링 (φ8)	1	
C-4	06-004A-9570		Presser Plate for C-7	편식 조절 핀 누름판	1	
C-5	06-005S-9570		Screw(3/16" n=28)	편식 조절 핀 머춘나사	1	
C-6	SN-0119-4000		Nut(3/16" n=28)	육각너트(3/16" n=28)	1	
C-7	06-007P-9570		Pin(φ8×35)	편식 조절 핀	1	
C-8	06-020C-7400		E-Ring(φ6)	E링 (φ6)	1	
C-9	06-009G-9570		Spring for C-7	편식 조절 핀 스프링	1	
C-10	06-010A-9570		Feed Eccentric Control Asm.	편식 조절 핀 몸체(조)	1	
C-11	10-020W-2700		Washer(φ4.5×t0.8)	스토퍼 쥘외서	2	
C-12	SC-A174-4122		Screw(11/64" n=40)	호불이 납작작안나사(11/64" n=40)	2	
C-13	06-013P-9570		Pin(φ5×30.6)	편식 조절핀 몸체 연결핀	1	
C-14	05-014C-1230		E-Ring(φ4)	인상판 E링 (φ4)	2	
C-15	06-015A-9570		Feed Cam	피이드 캠	1	
C-16	06-116A-9570		Feed Cam Body	피이드 캠 몸체 (C)	1	
C-17	SC-000367-00		Screw (M6×1.0)	호불이 머춘나사(M6×1.0)	2	
C-18	06-018A-9570		Feed Cam Moving Body Ass'y	피이드 캠 운동 몸체(조)	1	
C-19	06-019A-9570		Moving Body Guide	피이드 캠 운동 몸체 안내판	1	
C-20	SC-0307-4122		Screw(3/16" n=32)	호불이 납작작안나사(3/16" n=32)	2	
C-21	06-021C-9570		Screw Presser	운동 몸체 안내판 누름봉	2	
C-22	SC-0542-1230		Screw(11/64" n=40)	호불이 머춘나사(11/64" n=40)	1	
C-23	06-023W-9570		Washer(φ24×t0.3)	피이드 캠 몸체 외서(WW23)	1	
C-24	06-024A-9570		Collar for C-16	피이드 캠 몸체 카라	1	
C-25	06-025C-9570		Feed Cam Body Presser	피이드 캠 몸체 누름봉	1	
C-26	SC-0110-1230		Screw(15/64" n=28)	호불이 머춘나사(15/64" n=28)	1	
C-27	GP-042659-00		Feed Cam Connecting Rod	피이드 캠 연결로드 (C)	1	Feb. 27. 09
C-27	06-127A-9570		Feed Cam Connecting Rod	피이드 캠 연결로드 (C)	1	
C-28	06-028A-9570		Bearing for C-27	피이드 캠 연결로드 베어링(φ8067)	1	
C-29	07S007S-306H		Needle Cage for C-27	니이들 케이지 (8×11×10)	1	
C-30	06-030A-9570		Stud for C-27	피이드 캠 연결로드 축	1	
C-31	SC-0317-4517		Screw(15/64" n=28)	육각구멍불이 머춘나사(15/64" n=28)	1	
C-32	06-132A-9570		Feed Rock Shaft	수평밀대 (C)	1	
C-33	06-033C-9570		Stop Ring for C-32	C링(STW15)	1	
C-34	06-034W-9570		Washer(φ15.5×t1.5)	수평밀대 전부싱 와셔	2	
C-35	06-135A-9570		Bushing (F) for C-32	수평밀대 전부싱	1	
C-36	06-036A-9570		Needle Cage for C-35	니이들 케이지 (15×19×17)	1	
C-37	02S020S-306H		Cover for C-36	니이들 케이지 마개	2	
C-38	06-138A-9570		Crank (F) for C-32	수평밀대 크랭크(前)	1	
C-39	06-119S-1230		Screw(3/16" n=28)	호불이 납작작안나사(3/16" n=28)	1	
C-40	GP-028242-00		Feed Rock Shaft Joint Clamp	수평밀대 연결로드 고정 몸체(C)	1	
C-41	SC-A174-4122		Screw(11/64" n=40)	호불이 납작작안나사(11/64" n=40)	1	
C-42	06-142A-9570		Bushing (M) for C-32	수평밀대 중부싱 (C)	1	
C-43	02S020S-306H		Needle Cage for C-42	니이들 케이지 (15×19×17)	1	
C-44	06-037R-9570		Cover for C-43	니이들 케이지 마개	2	
C-45	06-145A-9570		Crank (R) for C-32	수평밀대 크랭크(後) (C)	1	
C-46	SC-0305-5607		Screw(3/16" n=32)	바늘대 후레임 안내판 쥘외서B	2	
C-47	06-030A-9570		Stud for C-45	피이드 캠 연결 로드 축	1	
C-48	SC-0317-4517		Screw(15/64" n=28)	육각구멍불이 머춘나사(15/64" n=28)	1	
C-49	06-149A-9570		Bushing (R) for C-32	수평밀대 후부싱	1	
C-50	02S020S-306H		Needle Cage for C-49	니이들 케이지 (15×19×17)	1	
C-51	06-037R-9570		Cover for C-50	니이들 케이지 마개	2	
C-51-1	06-034W-9570		Washer(φ15.5×t1.5)	수평밀대 전부싱 와셔	1	
C-52	CL-000082-00		Collar for C-32	수평밀대 카라 (C)	1	
C-53	SC-0317-4517		Screw(15/64" n=28)	육각구멍불이 머춘나사(15/64" n=28)	1	

NOTE:

- A : KM-967-7
- A1 : KM-967
- B : KM-957-7
- B1 : KM-957
- = Common Part

D

Middle Shaft & Lower Shaft Mechanism 중간축, 하축 관계



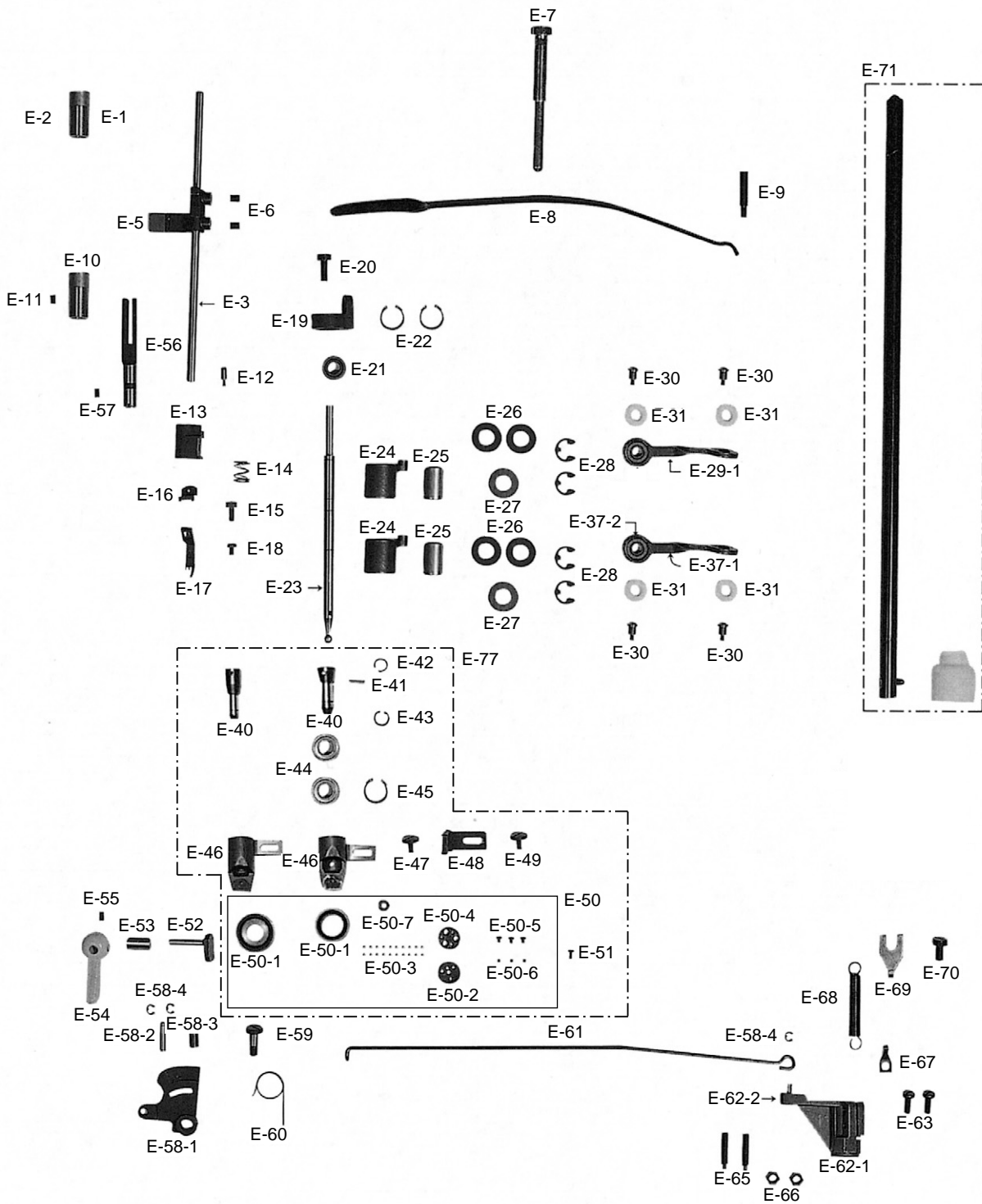


Ref. No.	Parts No.	Note	Name of Parts	품명	Q' ty		Applied Period
					A	B	
D-1	13-101A-9570		Middle Shaft	중간축 (C)	1	1	
D-2	13-002C-9570		Stop Ring for D-1	중간축 C형 멈춤링 (STW17)	1	1	
D-3	07-008A-7400		Middle Shaft Front Bearing	베어링 (6203)	2	2	
D-4	02-009A-9570		Timing Belt Pulley (Middle) Ass'y	타이밍 벨트 풀리 "中" (組)	2	2	
D-5	SC-A117-4417		Screw (1/4" n=40)	육각 구멍볼이 멈춤나사(1/4" n=40)	2	2	
D-6	SC-A308-4517		Screw (1/4" n=40)	육각 구멍볼이 멈춤나사(1/4" n=40)	2	2	
D-7	02-012A-9570		Timing Belt (Lower)	타이밍 벨트	1	1	
D-8	07-011A-5607		Middle Shaft Rear Bearing	상축 후 베어링(NTN6004ZZNR)	1	1	
D-9	02-115A-9570		Bushing for D-8	상축 후 베어링 붓싱	1	1	
D-10	SC-A117-4417		Screw (1/4" n=40)	육각 구멍볼이 멈춤나사(1/4" n=40)	1	1	
D-11	SC-A308-4517		Screw (1/4" n=40)	육각 구멍볼이 멈춤나사(1/4" n=40)	1	1	
D-12	13-117A-967B	A, A1	Stitch Length Condrd Ring	매패 표시링 A 42	1	·	
D-13	RI-00063-00	B, B1	Stitch Length Condrd Ring	매패 표시링 B 5.0	·	1	
D-14	SC-0104-5607		Screw (1/4" n=40)	홈볼이 멈춤나사(1/4" n=40)	1	1	
D-15	13-017A-9570		Pulley	풀리	1	1	
D-16	SC-0150-4122		Screw (15/64" n=28)	홈볼이 납작 작은나사(15/64" n=28)	2	2	
D-17	02-019R-9570		Pulley Cover	상축 안내 붓싱 마개	1	1	
D-18	02-020S-9570		Screw (M6×L0)	상축 안내 붓싱 마개 나사	1	1	
D-19	07-101A-9570		Lower Shaft "A"	하축 A	1	1	
D-20	07-102A-9570		Bearing (F) Bushing for D-19	하축 A 전 베어링 붓싱	2	2	
D-21	SC-0317-4517		Screw (15/64" n=28)	육각 구멍볼이 멈춤나사(15/64" n=28)	2	2	
D-22	01-155A-7600		Frnt Bearing for D-19	하축 A 전 베어링(NTN6002ZZ)	1	1	
D-23	07-005A-9570		Lower Shaft Collar	하축 카라	2	1	
D-24	SC-0317-4517		Screw (15/64" n=28)	육각 구멍볼이 멈춤나사(15/64" n=28)	4	2	
D-25	07-007A-9570		Lower Shaft Gear	하축 기어(37184)	2	1	
D-26	07-009S-9570		Screw (M6×0.75)	기어 고정 나사(B-5MM 607061-5)	4	2	
D-28	SC-0317-4517		Screw (15/64" n=28)	육각 구멍볼이 멈춤나사(15/64" n=28)	2	2	
D-29	01-155A-7600		Frnt Bearing for D-19	하축 A 전 베어링(NTN6002ZZ)	1	1	
D-30	07-012A-9570		Lower Shaft Claw Clutch Ass'y	하축 볼톱 클러치(組)	2	2	
D-31	SC-A117-4417		Screw (1/4" n=40)	육각 구멍볼이 멈춤나사(1/4" n=40)	2	2	
D-32	SC-A308-4517		Screw (1/4" n=40)	육각 구멍볼이 멈춤나사(1/4" n=40)	2	2	
D-33	07-015A-9570		Clutch Connecting Disc	클러치 연결판	1	1	
D-34	07-116A-9570		Lower Shaft "B"	하축 B (C)	1	1	
D-35	07-117A-9570		Bearing (F) Bushing for D-34	하축 B 전 베어링 붓싱 (C)	1	1	
D-36	SC-0317-4517		Screw (15/64" n=28)	육각 구멍볼이 멈춤나사(15/64" n=28)	2	2	
D-37	07-019A-9570		Frnt Bearing for D-34	하축 B 베어링 (NTN6202ZZNR)	1	1	
D-38	07-221A-9570		Bearing (R) Bushing for D-34	하축 B 후 베어링 붓싱 (C)	1	1	
D-39	SC-0317-4517		Screw (15/64" n=28)	육각 구멍볼이 멈춤나사(15/64" n=28)	2	2	
D-41	07-025A-9570		Timing Belt Pulley (Lower) Ass'y	타이밍 벨트 풀리 "下" (組)	1	1	
D-42	SC-A117-4417		Screw (1/4" n=40)	육각 구멍볼이 멈춤나사(1/4" n=40)	1	1	
D-43	SC-A308-4517		Screw (1/4" n=40)	육각 구멍볼이 멈춤나사(1/4" n=40)	1	1	
D-44	07-028A-967B		Gear Driving Base	기어 구동 베이스	1	·	
D-45	01-020W-2350		Washer (φ 6×t1.5)	포크 쥘나사 와셔	6	·	
D-46	SC-0108-4113	A, A1	Screw (M6×L0)	육각 구멍볼이 볼트(M6×L0)	2	·	
D-47	GP-024432-00	A, A1	Gear Driving Shaft	기어 구동 축	1	·	
D-48	01A142S-811H	A, A1	Bearing for D-47	기어 구동 축 베어링(NTN608Z)	2	·	
D-49	07-033C-9570	A, A1	Stop Ring for D-48	C형 멈춤링(RTW22)	2	·	
D-50	05-027W-9570	A, A1	Washer (φ 6×t0.15)	로울러 축 상붓싱 와셔 B	2	·	
D-51	07-135A-9570	A, A1	Frnt Bushing for D-51	기어 구동 축 전붓싱	2	·	
D-52	05-025A-9570	A, A1	Clutch Bearing for D-51	로울러 축 상붓싱 클러치	2	·	
D-53	05-012S-9570	A, A1	Screw (M4×0.7)	누름래 스톱퍼 핀 나사	1	·	
D-54	11-017S-7500	A, A1A,	Nut for D-53	기어 구동 축 전붓싱 핀나사 너트	1	·	
D-57	07-041A-9570	A, A1	Connection Rod for D-55	기어 구동 축 전붓싱 연결로드	1	·	
D-58	SC-A477-4128	A, A1	Pivot Screw (M4×0.7)	상붓싱 연결로드 단나사	2	·	
D-59	44-001R-9570	A, A1	Fdt	로울러 축 연결로드 헬트	2	·	
D-60	SSKM-000001		Synchronizer Ass'y	싱크로나이저(조)	1	1	
D-60-1	11-020A-2500		Magnetic Holder	마그네틱 홀더	2		
D-60-2	11-022W-2500		Washer For D-60-1	마그네틱 홀더 쥘와셔	(4)		
D-60-3	11-021S-2500		Screw For D-60-1	마그네틱 홀더 쥘나사	(4)		
D-61	10-065A-9577		Cable Holder(3N)	케이블잡이(3N)	1	1	
D-62	SC-0365-4118		Screw (9/64" n=40)	케이블잡이 고정나사(9/64" n=40)	1	1	

NOTE:

A : KM-967-7
A1 : KM-967
B : KM-957-7
B1 : KM-957
□=Common Part

Presser Bar Mechanism 누름대 관계

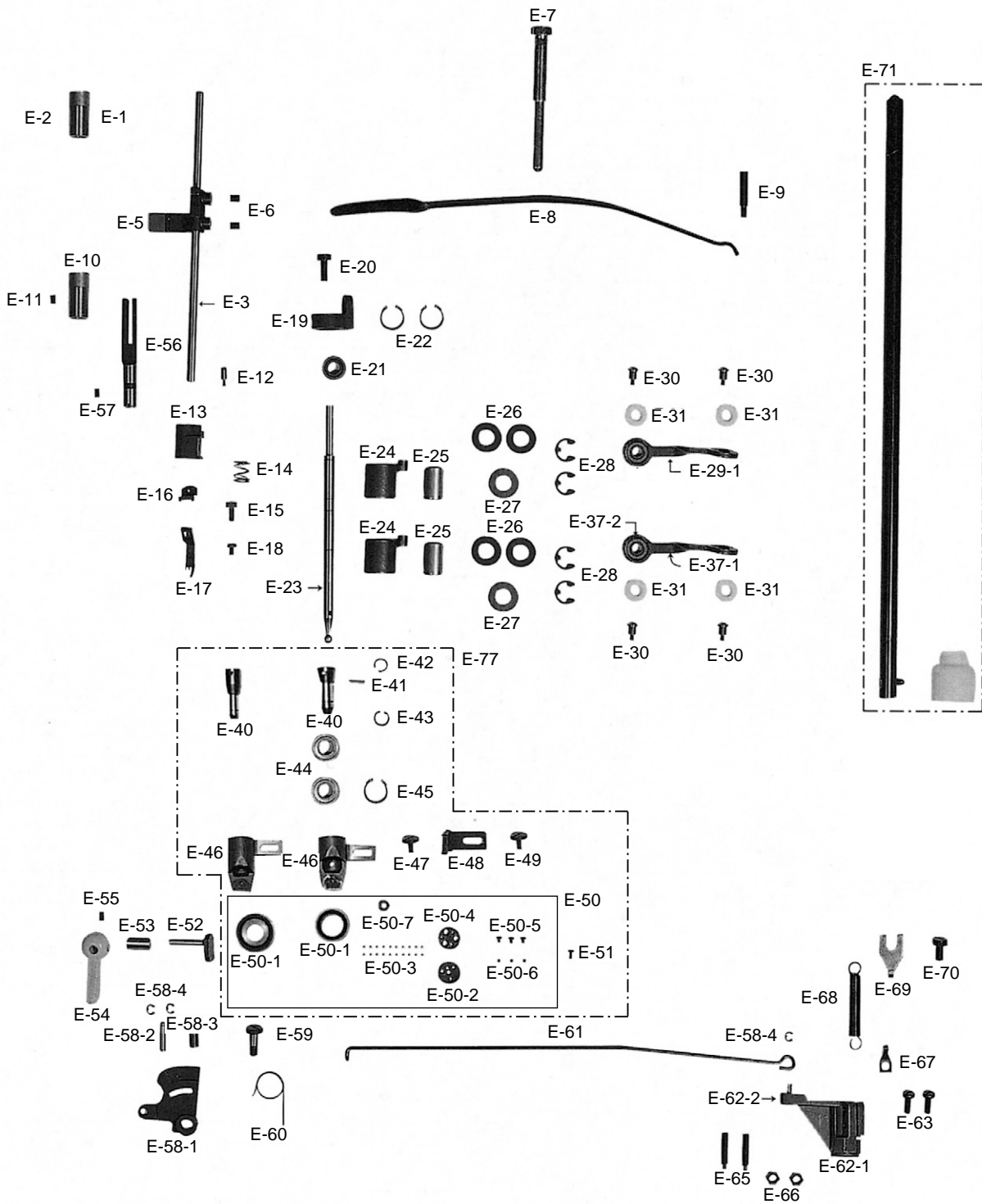


Ref. No.	Parts No.	Note	Name of Parts	품 명	Q' ty		Applied Period
					A	B	
E-1	05-101A-9570		Presser Bar Upper Bushing	누름대 상붓싱	1		
E-2	SC-0352-4515		Screw (3/16" n=28)	홈볼이 멈춤나사(3/16" n=28)	1		
E-3	05-103A-9570		Presser Bar	누름대 (C)	1		
E-5	05-105A-9570		Presser Bar Bracket	누름대 브라켓 (C)	1		
E-6	SC-0317-4517		Screw (15/64" n=28)	육각 구멍볼이 멈춤나사(15/64" n=28)	2		
E-7	05-007S-9570		Screw (1/2" n=28)	압력조절나사(1/2" n=28)	1		
E-8	05-008S-9570		Pressure Adjust plate spring	압력조절 판 스프링	1		
E-9	05-009S-9570		Pivot Screw (M6×1.0)	압력조절 판 스프링 지지 나사	1		
E-10	05-110A-9570		Presser Bar Lower Bushing	누름대 하붓싱	1		
E-11	SC-0352-4515		Screw (3/16" n=28)	홈볼이 멈춤나사(3/16" n=28)	1		
E-12	05-012S-9570		Screw (M4×0.7)	누름대 스토퍼 핀 나사	1		
E-13	05-013A-9570		Body for Rdler Ass'y	로올러 (組) 고정몸체 (C)	1		
E-14	05-014G-9570		Spring for E-16	니어들 가드 브라켓 고정스프링	1		
E-15	SC-0180-4111		Screw (11/64" n=40)	육각 볼트(11/64" n=40)	1		
E-16	05-016A-9570		Needle Guard Bracket	니어들 가드 브라켓	1		
E-17	05-017A-9670	A. A1	Needle Guard (Standard : 2.4mm)	니어들 가드(표준: 2.4mm)	1		
E-18	SC-0365-4118	A. A1	Screw (9/64" n=40)	홈볼이 냄비 작은나사(9/64" n=40)	1		
E-19	05-119A-9570		Rdler Shaft Hinge Body	로올러축 힌지 몸체 (C)	1		
E-20	SC-0183-4122		Screw (15/64" n=28)	홈볼이 납작 작은나사(15/64" n=28)	1		
E-21	05-021A-9570		Bearing for E-23	로올러축 힌지 베어링 (GE 8D0)	1		
E-22	05-022C-9570		Stop Ring for E-23	로올러축 힌지 베어링 멈춤C링(IRTW16)	1		
E-23	05-023A-9570		Rdler Shaft	로올러축	1		
E-24	05-024A-9570		Upper Bushing for E-23	로올러축 상붓싱	2		
E-25	05-025A-9570		Clutch Bearing for E-24	로올러축 상붓싱 클리치	2		
E-26	05-026W-9570		Washer (φ 9.7×t1.0)	로올러축 상붓싱 와셔A	4		
E-27	05-027W-9570		Washer (φ 9.7×t0.1)	로올러축 상붓싱 와셔B	2		
E-28	40-002C-2350		E-Ring (φ 8)	실늑추기 안내 붓싱 E링(φ 8)	4		
E-29-1	07-041A-9570		Connecting Rod for E-24	기어 구동축 전붓싱 연결로드	2	1	E-29
E-30	SC-A477-4128		Pivot Screw (M4×0.7)	상붓싱 연결로드 단나사	4		
E-31	44-001R-9570		Felt	로올러축 연결로드 헬트	2		
E-37-1	05-029A-9570		Connecting Rod for E-32	로올러축 상붓싱 연결 로드	0	1	E-37
E-40	05-038A-9570		Holder For E-23 (φ 36)	로올러축 홀더(φ 36)	1		
E-40	05-039A-9570		Holder For E-23 (φ 26)	로올러축 홀더(φ 26)	1		
E-41	05-039P-9570		Fixed Pin for E-23	로올러축 고정핀	1		
E-42	05-040C-9570		Snap Ring for E-23	로올러축 스냅링(INA-BR8)	1		
E-43	05-041C-9570		Snap Ring for E-40	로올러축 홀더 스냅링(INA-WR8)	1		
E-44	05-042A-9570		Bearing for E-40	로올러축 홀더 베어링	2		
E-45	05-022C-9570		Stop Ring for E-44	로올러축 힌지 베어링 멈춤 C링	1		
E-46	05-044A-9570		Rdler Foot Ass'y Bracket (φ 36)	로올러 노루발 (組) 브라켓 (φ 36)	1		
E-46	GP-010181-01		Rdler Foot Ass'y Bracket (φ 26)	로올러 노루발 (組) 브라켓 (φ 26)	1		
E-47	05-045S-9570		Screw (M4×0.7)	브라켓 쥘나사	1		
E-48	GP-010476-00		Guide for E-46	로올러 노루발 (組) 브라켓 안내	1		
E-49	05-045S-9570		Screw (M4×0.7)	브라켓 쥘나사	1		

NOTE:

A : KM-967-7
A1 : KM-967
B : KM-957-7
B1 : KM-957
□=Common Part

Presser Bar Mechanism 누름대 관계

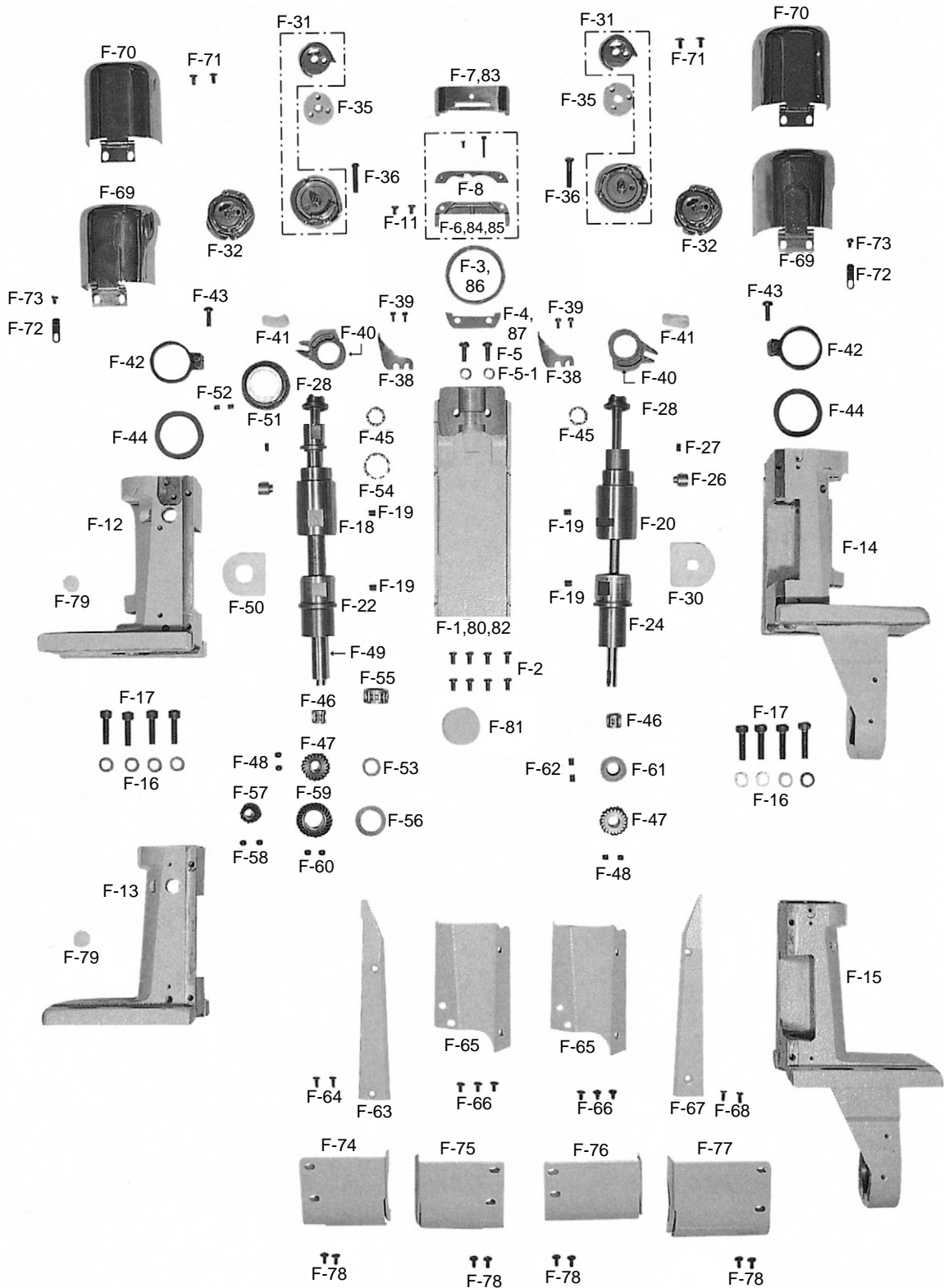


Ref. No.	Parts No.	Note	Name of Parts	품 명	Q' ty	Applied Period
F-1	09-001A-9670	A, AI	Post	포스트 (24mm)	1	
F-2	SC-0543-2302	A, AI	Screw (11/64" n=40)	홈볼이 납작 작은나사(11/64" n=40)	8	
F-3	09-003A-9670	A, AI	Wheed Feed	휠 톱니	1	
F-4	09-004A-9670	A, AI	Wheed Feed Positioning Plate	휠 톱니 고정판	1	
F-5	SC-A174-4122	A, AI	Screw (11/64" n=40)	홈볼이 납작 작은나사(11/64" n=40)	2	
F-5-1	10-020W-2700	A, AI	Spring Washer For F-5	스토퍼 쥘와셔	2	
F-6	GP-010485-01	A	Needle Plate(24mm)-Trimming	바늘판(표준:24mm)-사절	1	
F-7	09-006A-9670	AI	Needle Plate(24mm)-Non Trimming	바늘판(표준:24mm)-비사절	1	
F-8	GP-010487-01	A	Auxiliary Needle Plate (Standard : 24mm)	보조 바늘판(표준:24mm)	1	
F-11	SC-0302-4114	A, AI	Screw (11/64" n=40)	겹시머리 보울트(11/64" n=40)	2	
F-12	GP-011997-00	A	Saddle (L)-Trimming	혹 받침(左) -사절	1	
F-13	GP-011999-00	AI	Saddle (L)-Non Trimming	혹 받침(左) -비사절	1	
F-14	GP-012000-01	A	Saddle (R)-Trimming	혹 받침(右) -사절	1	
F-15	GP-012001-00	AI	Saddle (R)-Non Trimming	혹 받침(右) -비사절	1	
F-16	02-020W-2350	A, AI	Washer (φ 6×1.5)	포크 쥘나사 와셔	16	
F-17	SC-0108-4113	A, AI	Screw (M6×1.0)	육각 구멍볼이 볼트 (M6×1.0)	8	
F-18	GP-013215-04	A, AI	Bushing (U) for F-49	톱니 구동축 상붓싱	1	
F-19	SC-0317-4517	A, AI	Screw (15/64" n=28)	육각 구멍볼이 멈춤나사(15/64" n=28)	4	
F-20	GP-013214-02	A, AI	Bushing (U) for F-29	혹 축 상붓싱	1	
F-22	GP-013229-00	A, AI	Bushing (L) for F-49	톱니 구동축 하붓싱	1	
F-24	GP-025255-00	A, AI	Bushing (L) for F-29	혹 축 하붓싱 (C)	1	
F-26	09-065A-9570	A, AI	Adjusting Pin for F-20	혹 축 상붓싱 조정핀	2	
F-27	SC-0164-2700	A, AI	Screw (M5×0.8)	육각 구멍볼이 멈춤나사(M5×0.8)	2	
F-28	GP-015081-01	A, AI	Hook Shaft (Eccentric Cam)	혹 축 (편심캠) (일체형) (C)	2	
F-30	44-009R-9570	A, AI	Felt	혹 축 헬트	2	
F-31	09-031A-8577	A	Hook-Trimming	가마 HPF-490A(5) TR/CP	2	
F-32	09-070A-9570	AI	Hook-Non Trimming	가마 HPF-490A(5)	2	
F-35	07-160A-7500	A, AI	Bobbin	보빈(표준) (C)	2	
F-36	SC-0161-8677	A, AI	Screw (M5×0.8)	겹시머리 볼트 (M5×0.8)	2	
F-38	09-140A-8670	A, AI	Opener for F-34	보빈 케이스 오프너	2	
F-39	SC-A131-4522	A, AI	Screw (1/8" n=44)	홈볼이 납작 작은나사(1/8" n=44)	4	
F-40	09-142A-8677	A, AI	Opener Hdder	오프너 홀더(사절) (C)	2	
F-41	44-030M-8670	A, AI	Opener Hdder Felt	오프너 잡이 헬트	2	
F-42	09-079A-9570	A, AI	Opener Stopper	오프너 위치 스토퍼 (C)	2	
F-43	SC-A174-4122	A, AI	Screw (11/64" n=40)	홈볼이 납작 작은나사(11/64" n=40)	2	
F-44	09-181W-9570	A, AI	Washer (φ 26.2×t0.8)	상붓싱 와셔	2	
F-45	09-082A-9570	A, AI	Hook Shaft Bearing	혹 축 베어링(KI15)	2	
F-46	07-007S-306H	A, AI	Needle Cage for F-29	니이들 케이지(8×11×10)	4	
F-47	09-084A-9570	A, AI	Hook Shaft Gear	혹 축 기어 37183	2	
F-48	07-009S-9570	A, AI	Screw (M6×0.75)	기어 고정 나사(B-5MM 607061-5)	4	
F-49	GP-013216-01	A, AI	Wheed Feed Driving Shaft	톱니 구동축 (C)	1	
F-50	44-010R-9670	A, AI	Felt for F-49	톱니 구동축 헬트	1	
F-51	09-087A-9670	A, AI	Wheed Feed Driving Gear	휠 톱니 구동 기어	1	
F-52	07-009S-9570	A, AI	Screw (M6×0.75)	기어 고정 나사(B-5MM 607061-5)	2	
F-53	09-189W-9670	A, AI	Washer for F-47	혹 축 기어와셔	5	
F-54	09-090A-9670	A, AI	Bearing for F-49	톱니 구동축 베어링(KI20)	1	
F-55	09-091A-9670	A, AI	Needle Cage for F-49	니이들 케이지(14×18×10)	1	
F-56	09-092W-9670	A, AI	Washer for F-59	톱니 구동 기어(B) 와셔	5	
F-57	09-093A-9670	A, AI	Wheed Feed Driving Gear(A)	톱니 구동 기어(A) 37549	1	

NOTE:

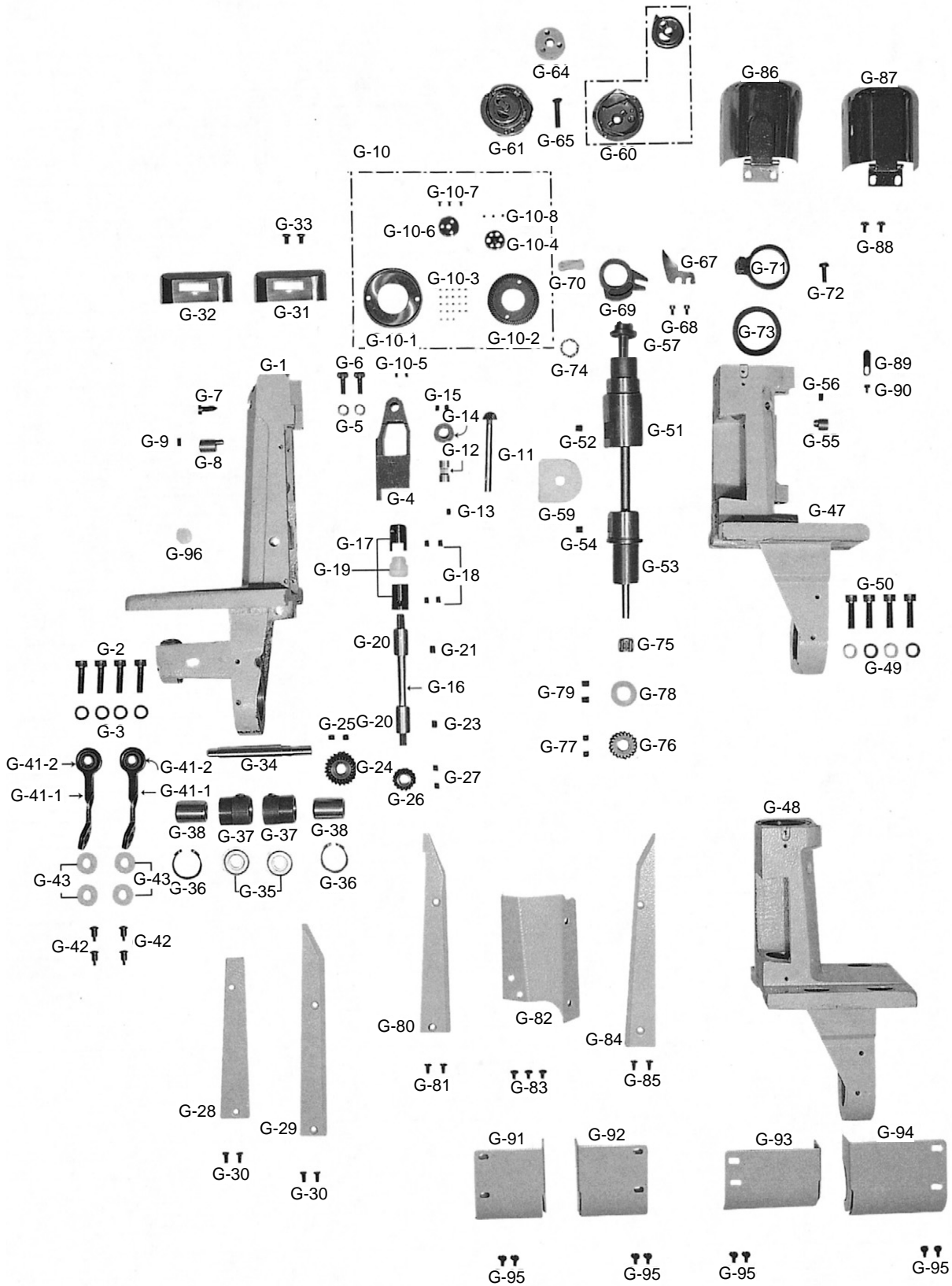
A : KM-967-7
A1 : KM-967
B : KM-957-7
B1 : KM-957
☐=Common Part

Post & Hook Mechanism 포스트 및 훅 관계(KM-967)





Saddle & Hook Mechanism 새틀 및 훅 관계(KM-957)



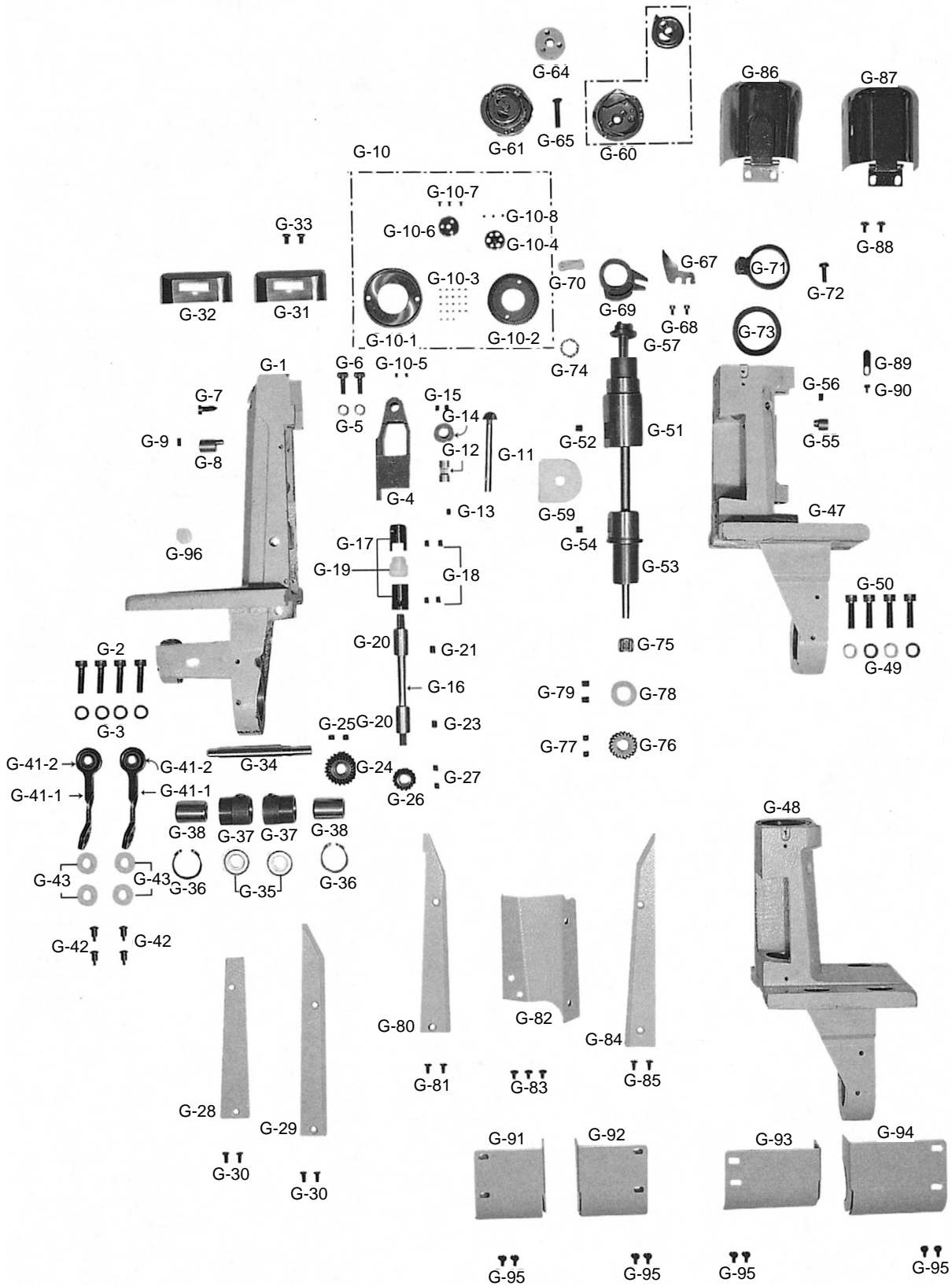
Ref. No.	Parts No.	Note	Name of Parts	품 명	Q' ty	Applied Period
G-1	09-011A-9570	B, BI	Body for Wheel Feed Driving	톱니 구동 몸체	1	
G-2	SC-0108-4113	B, BI	Screw (M6×L0)	육각 구멍볼이 볼트 (M6×L0)	8	
G-3	01-020W-2350	B, BI	Washer (φ 6×t1.5)	포크 쥘나사 와셔	12	
G-4	09-014A-9570	B, BI	Wheed Feed Holder	톱니 홀더	1	
G-5	07-011W-1230	B, BI	Washer (φ 5.3×t1)	가마잡이 와셔	2	
G-6	09-016S-9570	B, BI	Screw for G-4	톱니 홀더 고정 볼트	2	
G-7	09-017S-9570	B, BI	Pivot Screw (M6×L0)	톱니 홀더 핀 나사	1	
G-8	09-018P-9570	B, BI	Adjusting Pin for G-4	톱니 홀더 조정핀	1	
G-9	SC-0105-4517	B, BI	Screw (M4×0.7)	육각 구멍볼이 멈춤나사 (M4×0.7)	1	
G-10-1	09-201A-9570	B, BI	Wheed Feed	톱니 37217	1	G-10 05-0002- 9570
G-10-2	09-202A-9570	B, BI	Wheed Feed Moving Gear	톱니 운동 기어 37219	1	
G-10-3	05-483A-9570	B, BI	Ball for G-10-1	로울러 운동볼 37152	23	
G-10-4	09-022A-9570	B, BI	Guide for G-10-3	톱니 운동볼 안내 37221	1	
G-10-5	SC-0105-4517	B, BI	Screw (1/8" n=40)	육각구멍볼이 멈춤나사(1/8" n=40)	2	
G-10-6	05-484A-9570	B, BI	Positioning Plate for G-10-3	로울러 운동볼 고정판 37151	1	
G-10-7	05-485S-9570	B, BI	Screw (M2.5×0.45)	로울러 운동볼 고정나사 37153	3	
G-10-8	05-486S-9570	B, BI	Screw (M2.5×0.25)	로울러 운동볼 고정나사 37154	3	
G-11	09-027A-9570	B, BI	Feed Gear	피이드 기어 37220	1	
G-12	09-128A-9570	B, BI	Feed Gear Bushing	피이드 기어 붓싱 (C)	1	
G-13	SC-0105-4517	B, BI	Screw (M4×0.7)	육각 구멍볼이 멈춤나사 (M4×0.7)	1	
G-14	09-130A-9570	B, BI	Collar for G-11	피이드 기어 카라 (C)	1	
G-15	SC-0105-4517	B, BI	Screw (M4×0.7)	육각 구멍볼이 멈춤나사 (M4×0.7)	2	
G-16	09-132A-9570	B, BI	Feed Gear Shaft	피이드 기어 축 (C)	1	
G-17	09-033A-9570	B, BI	Feed Gear Shaft Claw Clutch	피이드 기어 축 물림 클러치 (C)	2	
G-18	SC-0164-4517	B, BI	Screw (M5×0.8)	육각 구멍볼이 멈춤나사 (M5×0.8)	4	
G-19	09-035A-9570	B, BI	Claw Clutch Stud	물림 클러치 연결축 (C)	1	
G-20	09-136A-9570	B, BI	Bushing (U) for G-16	피이드 기어 축 상붓싱	2	
G-21	SC-0317-4517	B, BI	Screw (15/64" n=28)	육각 구멍볼이 멈춤나사(15/64" n=28)	1	
G-23	SC-0317-4517	B, BI	Screw (15/64" n=28)	육각 구멍볼이 멈춤나사(15/64" n=28)	1	
G-24	09-040A-9570	B, BI	Wheed Feed Driving Gear (A)	톱니 구동 기어 (A) 37235	1	
G-25	07-009S-9570	B, BI	Screw (M6×0.75)	기어 고정 나사 (B-5MM 607061-5)	2	
G-26	09-042A-9570	B, BI	Wheed Feed Driving Gear (B)	톱니 구동 기어 (B) 37234	1	
G-27	07-009S-9570	B, BI	Screw (M6×0.75)	기어 고정 나사 (B-5MM 607061-5)	2	
G-28	09-044A-9570	B, BI	Cover (F) for G-1	톱니 구동 몸체 커버 (前)	1	
G-29	09-045A-9570	B, BI	Cover (F) for G-1	톱니 구동 몸체 커버 (後)	1	
G-30	SC-0517-4119	B, BI	Screw (1/8" n=44)	홈볼이 접시 작은나사(1/8" n=44)	4	
G-31	GP-013033-00	B	Needle Plate - Trimming	바늘판 - 사질	1	
G-32	09-047A-9570	BI	Needle Plate - Non Trimming	바늘판 - 비사질	1	
G-33	SC-0302-4114	B, BI	Screw (11/64" n=40)	접시머리 보울트(11/64" n=40)	2	
G-34	07-031A-9570	B, BI	Gear Driving Shaft	기어 구동 축	1	
G-35	01A142S-811H	B, BI	Bearing for G-34	기어 구동 축 베어링 (NTN608Z)	2	
G-36	07-033C-9570	B, BI	Stop Ring for G-35	C형 멈춤링 (RTW22)	2	
G-37	07-135A-9570	B, BI	Front Bushing for G-34	기어 구동 축 전붓싱 (C)	2	
G-38	05-025A-9570	B, BI	Clutch Bearing for G-37	로울러 축 상붓싱 클러치	2	
G-41-1	07-041A-9570	B, BI	Connecting Rod for G-37	기어 구동 축 전붓싱 연결로드	2	G-41
G-41-2	05-030A-9570	B, BI	Bearing for G-41-1	상붓싱 연결로드 베어링 (GE6E)	4	
G-42	SC-A477-4128	B, BI	Pivot Screw (M4×0.7)	상붓싱 연결로드 단나사	4	
G-43	44-001R-9570	B, BI	Felt	로울러 축 연결로드 헬트	4	

NOTE:

A : KM-967-7
A1 : KM-967
B : KM-957-7
B1 : KM-957
☐=Common Part



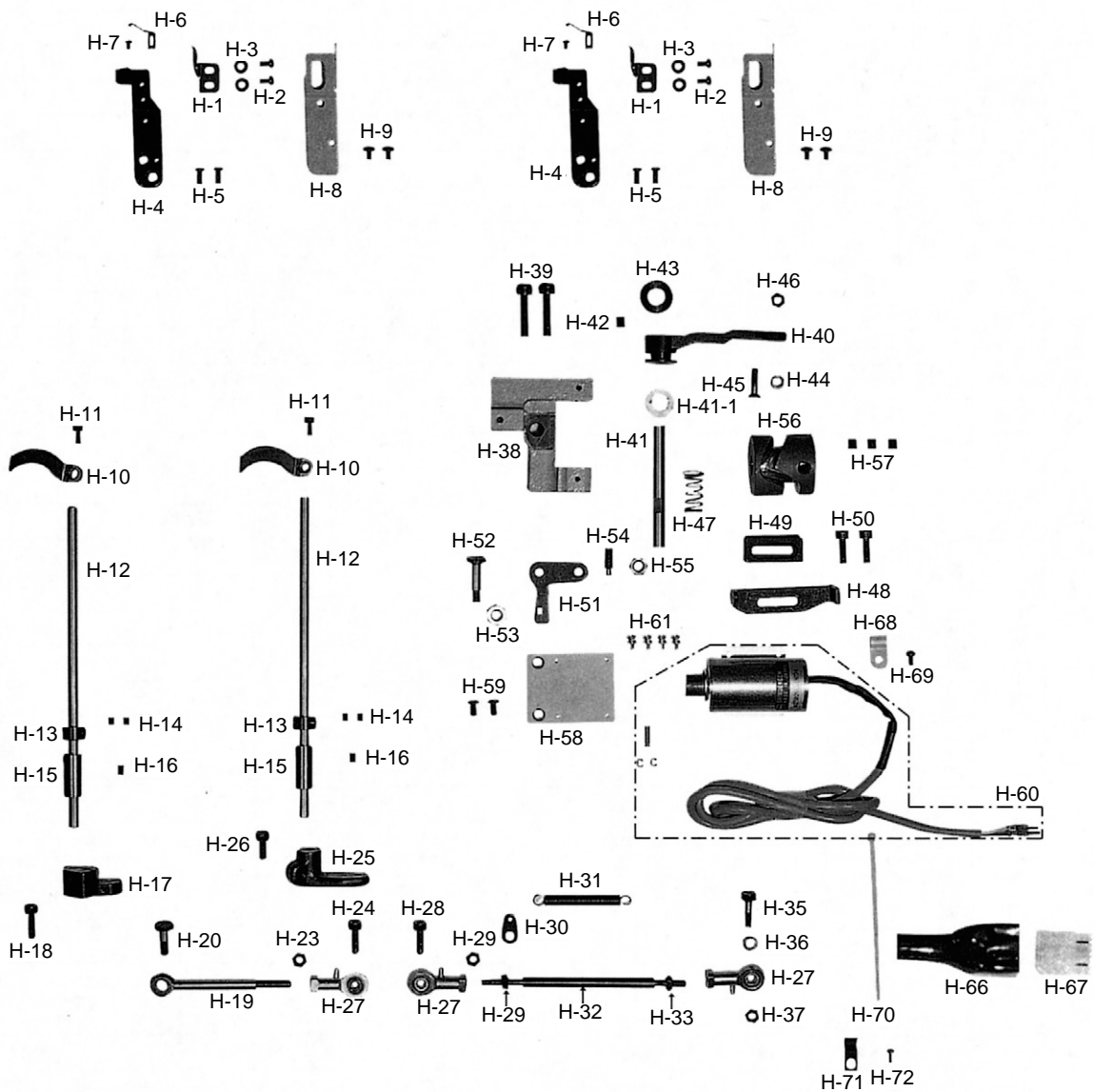
Saddle & Hook Mechanism 새틀 및 훅 관계(KM-957)



Ref. No.	Parts No.	Note	Name of Parts	품 명	Q' ty	Applied Period
G-47	GP-013221-00	B	Saddle (R)-Trimming	혹 받침 (右) - 사절	1	
G-48	09-054A-9570	B1	Saddle (R)-Non Trimming	혹 받침 (右) - 비사절	1	
G-49	01-020W-2350	B, B1	Washer (φ 6×t1.5)	포크 쥘나사 와셔	16	
G-50	SC-0108-4113	B, B1	Screw (M6×L0)	육각구멍볼이 볼트 (M6×L0)	4	
G-51	GP-013214-02	B, B1	Bushing (U) for G-58	혹 축 상붓싱	1	
G-52	SC-0317-4517	B, B1	Screw (15/64" n=28)	육각구멍볼이 멈춤나사 (15/64" n=28)	1	
G-53	GP-025255-00	B, B1	Bushing (L) for G-58	혹 축 하붓싱	1	
G-54	SC-0317-4517	B, B1	Screw (15/64" n=28)	육각구멍볼이 멈춤나사 (15/64" n=28)	1	
G-55	09-065A-9570	B, B1	Adjusting Pin For G-51	혹 축 상붓싱 조정핀	1	
G-56	SC-0164-4517	B, B1	Screw (M5×0.8)	육각구멍볼이 멈춤나사 (M5×0.8)	1	
G-57	GP-013217-03	B, B1	Hook Shaft (Eccentric Cam)	혹 축(편심캠) (일체형)	1	
G-59	44-009R-9570	B, B1	Felt	혹 축 펠트	1	
G-60	09-031A-8577	B	Hook-Trimming	가마 HPF-490A(5) TR/CP	1	
G-61	09-070A-9570	B1	Hook-Non Trimming	가마 HPF-490A(5) TR/CP	1	
G-64	07-160A-7500	B, B1	Bobbin	보빈(포준)	1	
G-65	SC-0161-8677	B, B1	Screw (M5×0.8)	접시머리 볼트(M5×0.8)	1	
G-67	09-140A-8677	B, B1	Opener for G-63	보빈 케이스 오프너	1	
G-68	SC-A131-4522	B, B1	Screw (1/8" n=44)	흡블이 납작 작은나사(1/8" n=44)	2	
G-69	09-142A-8677	B, B1	Opener Hdder	오프너 홀더(사절)	1	
G-70	44-030M-8670	B, B1	Opener Hdder Felt	오프너 잡이 펠트	1	
G-71	09-079A-9570	B, B1	Opener Stopper	오프너 위치 스토퍼	1	
G-72	SC-A174-4122	B, B1	Screw (11/64" n=40)	흡블이 납작 작은나사(11/64" n=40)	1	
G-73	09-181W-9570	B, B1	Washer (φ 26.2×t0.8)	상붓싱 와셔	1	
G-74	09-082A-9570	B, B1	Hook Shaft Bearing	혹 축 베어링 (K115)	1	
G-75	07S007S-306H	B, B1	Needle Cage for G-58	니이들 케이지(8×11×10)	2	
G-76	GP-031774-00	B, B1	Hook Shaft Gear	혹 축 기어 37183	1	
G-77	07-009S-9570	B, B1	Screw (M6×0.75)	기어 고정나사 (B-5MM 607061-5)	2	
G-78	09-097A-9570	B, B1	Collar for G-53	혹 축 하붓싱 카라	1	
G-79	SC-0317-4517	B, B1	Screw (M6×L0)	육각구멍볼이 멈춤나사(M6×L0)	2	
G-80	09-099A-9570	B, B1	Saddle Cover(A)	혹 받침 커버(A)	1	
G-81	SC-0517-4119	B, B1	Screw (1/8" n=44)	흡블이 접시 작은나사(15/64" n=28)	2	
G-82	09-146C-8577	B	Saddle Cover(B)	혹 받침 커버(B)	1	
G-83	SC-A170-4124	B	Screw (9/64" n=40)	흡블이 바인딩 작은나사(9/64" n=40)	3	
G-84	GP-031773-00	B1	Saddle Cover(D)	혹 받침 커버(D)	1	
G-85	SC-0517-4119	B1	Screw (1/8" n=44)	흡블이 접시 작은나사(1/8" n=44)	2	
G-86	GP-010087-00	B	Hook Cover-Trimming	혹 커버(組) - 사절	1	
G-87	GP-010086-00	B1	Hook Cover-Non Trimming	혹 커버(組) - 비사절	1	
G-88	SC-A170-4124	B, B1	Screw (9/64" n=40)	흡블이 바인딩 작은나사(9/64" n=40)	2	
G-89	09-049S-8670	B, B1	Hook Cover Stopper	혹 커버 스토퍼	1	
G-90	SC-0549-2125	B, B1	Screw (1/8" n=44)	흡블이 동근납작 작은나사(1/8" n=44)	1	
G-91	09-114A-9570	B, B1	Gear Cover "C" (Left, Upper)	기어 커버 "C" (左上)	1	
G-92	09-115A-9570	B, B1	Gear Cover "D" (Left, Lower)	기어 커버 "D" (左下)	1	
G-93	09-117A-9570	B, B1	Gear Cover "F" (Right, Lower)	기어 커버 "F" (右下)	1	
G-94	09-116A-9570	B, B1	Gear Cover "E" (Right, Upper)	기어 커버 "E" (右上)	1	
G-95	SC-0365-4118	B, B1	Screw (9/64" n=40)	흡블이 냄비 작은나사(9/64" n=40)	8	
G-96	44-021R-7400	B, B1	Rubber Cap(φ 10.5)	베드 기름 마개	2	

NOTE:

A : KM-967-7
 A1 : KM-967
 B : KM-957-7
 B1 : KM-957
=Common Part





Ref. No.	Parts No.	Note	Name of Parts	품 명	Q' ty		Applied Period
					A	B	
H-1	GP-025627-01	A, B	Fixed Mes	고정메스 3728	2	1	
H-2	SC-0502-2302	A, B	Screw (9/64" n=40)	흡블이 둥근납작 작은나사(9/64" n=40)	4	2	
H-3	10-03W-8677	A, B	Washer (φ 3.7×t0.5)	고정메스 쥘나사 와셔	4	2	
H-4	10-004A-8677	A, B	Holder for Fixed Mes	고정메스 홀더	2	1	
H-5	SC-0189-380A	A, B	Screw (11/64" n=40)	흡블이 접시 작은나사(11/64" n=40)	4	2	
H-6	10-006A-8677	A, B	Thread Catcher	밀실잡이	2	1	
H-7	SC-A121-4122	A, B	Screw (3/32" n=56)	흡블이 납작 작은나사(3/32" n=56)	2	1	
H-8	10-108A-8677	A, B	Fixed Mes Cover	고정메스 커버 (C)	2	1	
H-9	SC-A170-4124	A, B	Screw (9/64" n=40)	흡블이 바인딩 작은나사(9/64" n=40)	4	2	
H-10	10-111A-8677	A, B	Moving Knife	동메스 3720	2	1	
H-11	SC-0211-4113	A, B	Screw (M4×0.7)	육각 구멍블이 볼트 (M4×0.7)	2	1	
H-12	10-113A-9577	A, B	Moving Knife Shaft	동메스 축 (C)	2	1	
H-13	10-114A-8677	A, B	Collar for Moving Knife Shaft	동메스 축 카라 (C)	2	1	
H-14	SC-0164-4517	A, B	Screw (M5×0.8)	육각 구멍블이 멈춤나사 (M5×0.8)	4	2	
H-15	10-116A-9577	A, B	Moving Knife Shaft Bushing	동메스 축 붓싱	2	1	
H-16	SC-0352-4515	A, B	Screw (3/16" n=28)	흡블이 멈춤나사 (3/16" n=28)	2	1	
H-17	10-118A-9677	A	Moving Knife Shaft Crank(L)	동메스 축 크랭크 (左) (C)	1	·	
H-18	SC-0162-4113	A	Screw (M5×0.8)	육각 구멍블이 볼트 (M5×0.8)	1	·	
H-19	10-120A-8677	A	Moving Knife Shaft Connecting Rod	동메스 축 연결로드 (L=77.5)	1	·	
H-20	10-021S-9677	A	Pivot Screw (M5×0.8)	동메스 축 연결로드 쥘나사	1	·	
H-23	10-033C-7507	A	Nut for H-22	볼 조인트 쥘너트(右)	1	·	
H-24	09-016S-9570	A	Screw (M5×0.8)	딤니 홀더 고정볼트 (M5×0.8)	1	·	
H-25	10-125A-9577	A, B	Moving Knife Shaft Crank(R)	동메스 축 크랭크 (右) (C)	1	1	
H-26	SC-0162-4113	A, B	Screw (M5×0.8)	육각구멍블이 볼트 (M5×0.8)	1	1	
H-27	10-220A-8577	A, B	Joint for Moving Knife Shaft Crank	로드 앤드(右)	3	2	
H-28	09-016S-9570	A, B	Screw (M5×0.8)	딤니 홀더 고정볼트 (M5×0.8)	1	1	
H-29	10-033C-7507	A, B	Nut for H-27	볼 조인트 쥘너트(左)	1	1	
H-30	10-030A-9577	A, B	Spring Hook For Thread Trimmer	사철 리턴 스프링 걸이	1	1	
H-31	10-031G-9577	A, B	Thread Trimming Return Spring	사철 리턴 스프링	1	1	
H-32	10-032A-9577	A, B	Joint Connection Stud	조인트 연결통	1	1	
H-33	10-033C-7507	A, B	Nut for H-32	볼 조인트 쥘너트(右)	1	1	
H-35	10-034S-7507	A, B	Pivot Screw (3/16" n=32)	요동 링크 연결조인트 단나사	1	1	
H-36	07-011W-1230	A, B	Washer (φ 3.6×t0.9)	가마잡이 와셔	1	1	
H-37	10-033C-7507	A, B	Nut (3/16" n=32)	볼 조인트 쥘너트(右)	1	1	
H-38	10-038A-9577	A, B	Thread Trimming Driving Base	사철구동 베이스	1	1	
H-39	10-039S-9577	A, B	Screw(M6×1.0)	사철구동 베이스 쥘나사	2	2	
H-40	10-040A-9577	A, B	Thread Trimming Rock Link	사철 요동 링크	1	1	
H-41	10-141A-9577	A, B	Thread Trimming Rocker Shaft	사철 요동 링크 축	1	1	
H-41-1	10-044R-5607	A, B	Cushion Rubber	쿠션 고무(B)	1	1	
H-42	SC-0317-4517	A, B	Screw (15/64" n=28)	육각 구멍블이 멈춤나사(15/64" n=28)	1	1	
H-43	10-043R-9577	A, B	Rubber Cap (φ 10)	쿠션 고무	1	1	
H-44	10-166A-7507	A, B	Thread Trimming Cam Rdler	사철캠 로올러 (C)	1	1	
H-45	10-067S-7507	A, B	Pivot Screw (3/16" n=32)	사철캠 로올러 단나사	1	1	
H-46	10-033C-7507	A, B	Nut (3/16" n=32)	볼 조인트 쥘너트(右)	1	1	
H-47	41-288G-7500	A, B	Return Spring for H-40	스토퍼 핀 복귀 스프링	1	1	
H-48	10-048A-9577	A, B	Thread Trimming Rock Link Stopper	사철 요동 링크 스토퍼	1	1	
H-49	10-049A-9577	A, B	Stopper Adjusting Body	스토퍼 조정 몸체 (K5807)	1	1	
H-50	SC-0162-4113	A, B	Screw (M5×0.8)	육각구멍블이 볼트 (M5×0.8)	2	2	
H-51	10-051A-9577	A, B	Clutch Lever	클러치 레버	1	1	
H-52	10-052S-9577	A, B	Pivot Screw (15/64" n=28)	클러치 레버 단나사	1	1	
H-53	SN-0121-4000	A, B	Nut (15/64" n=28)	육각너트 (15/64" n=28)	1	1	
H-54	10-054S-9577	A, B	Screw (15/64" n=28)	클러치 레버 핀 나사	1	1	
H-55	SN-0121-4000	A, B	Nut (15/64" n=28)	육각너트 (15/64" n=28)	1	1	
H-56	GP-015950-01	A, B	Thread Trimming Cam	사철캠	1	1	
H-57	SC-A308-4517	A, B	Screw (1/4" n=40)	육각 구멍블이 멈춤나사(1/4" n=40)	3	3	
H-58	10-058A-9577	A, B	Bracket for H-60	사철 솔레노이드 브라켓	1	1	
H-59	SC-0119-4119	A, B	Screw (11/64" n=40)	흡블이 접시 작은나사(11/64" n=40)	2	2	
H-60	10-044A-9677	A, B	Thread Trimming Sdenoid	사철 솔레노이드(組)	1	1	
H-61	10-061S-9577	A, B	Screw (M3×0.5)	사철 솔레노이드(조) 쥘나사	4	4	
H-66	11-019M-2350	A, B	Tube for H-60	솔레노이드 튜브	1	1	
H-67	01-018M-2350	A, B	Plug for H-60	솔레노이드 플러그	1	1	
H-68	10-065A-9577	A, B	Cable Holder (3N)	케이블 홀더(3N)	1	1	
H-69	SC-0365-4118	A, B	Screw (9/64" n=40)	흡블이 냄비 작은나사(9/64" n=40)	1	1	
H-70	02-003A-2700	A, B	Nylon Clip	니일론 클립	3	3	
H-71	01-009R-2700		Cable Holder (6N)	케이블 잡이(6N)	4	4	
H-72	SC-0365-4118		Screw (9/64" n=40)	흡블이 냄비 작은나사	4	4	

NOTE:

A : KM-967-7

A1 : KM-967

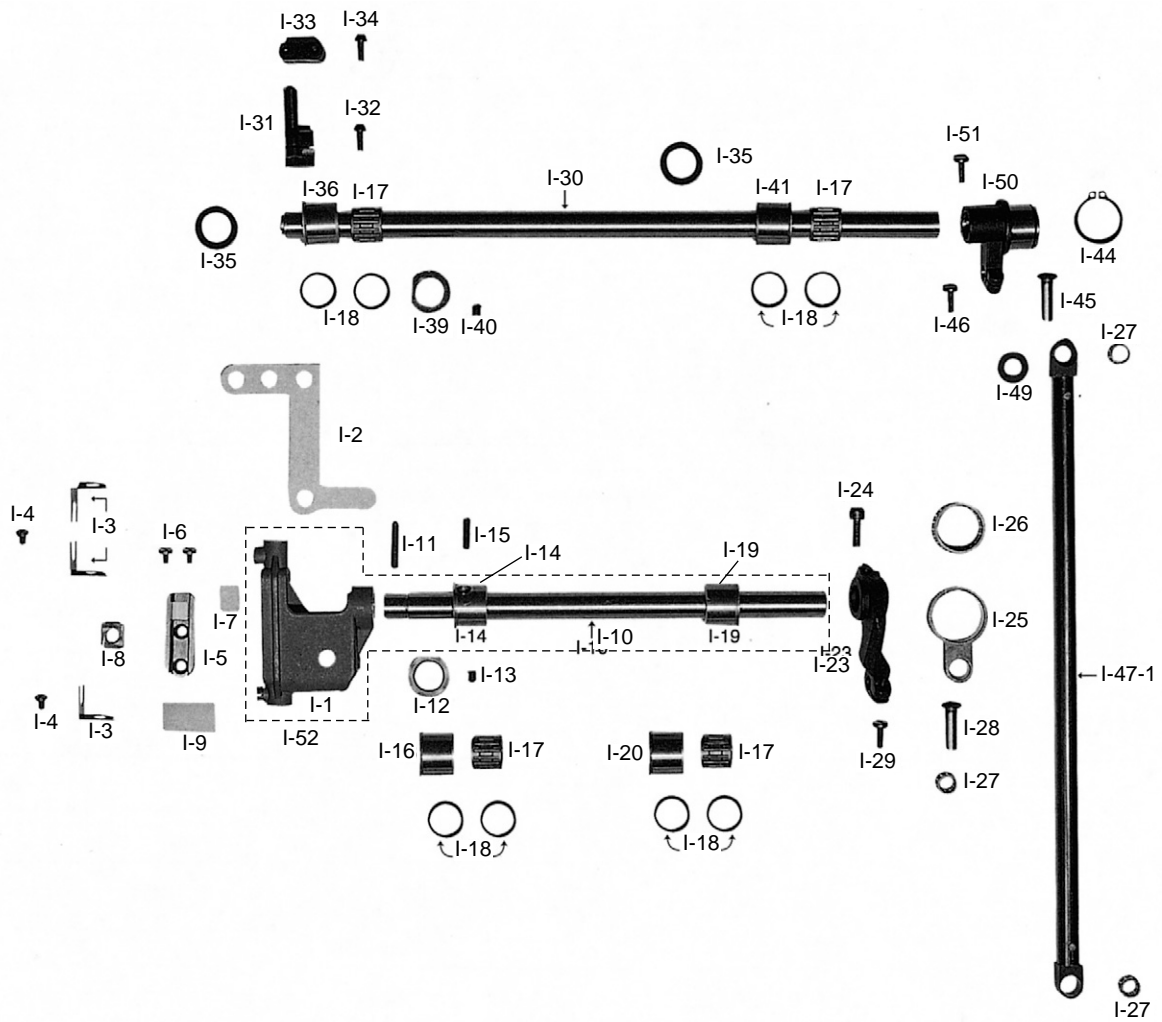
B : KM-957-7

B1 : KM-957

☐=Common Part

Needle bar Rocking Mechanism

바늘대 요동 관계



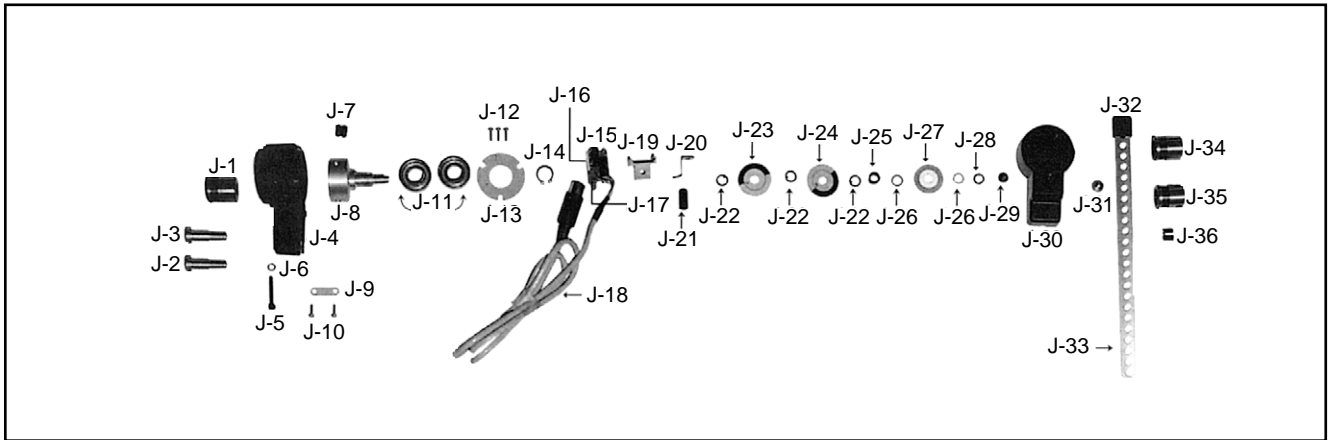
Ref. No.	Parts No.	Note	Name of Parts	품 명	Q' ty	Applied Period
I-1	GP-025672-01		Needle Bar Frame	바늘대 후레임	1	Apr. 01. 09
I-2	44-005R-9570		Felt	바늘대 후레임 felt	1	
I-3	44-006G-9570		Holder for I-2	바늘대 후레임 felt잡이	3	
I-4	SC-0543-2302		Screw (11/64" n=40)	흡블이 납작 작은나사(11/64" n=40)	2	
I-5	15-102A-9570		Plate for Needle Bar Guide Block	바늘대 안내 블럭 판 (C)	1	
I-6	15-003S-9570		Screw (1/8" n=40)	바늘대 안내 블럭판 쥘나사	2	
I-7	44-003R-9570		Felt	바늘대 안내 블럭판 felt	1	
I-8	15-104A-9570		Needle Bar Guide Block	바늘대 안내 블럭 (C)	1	
I-9	44-004R-9570		Oil Supply Sponge for I-8	바늘대 블럭 급유 스폰지	1	
I-10	15-105A-9570		Needle Bar Rock Shaft	바늘대 요동축 (C)	1	
I-11	04-009P-7400		Lock Pin For I-10	바늘대 후레임 고정핀	1	
I-12	CL-000082-00		Collar For I-10	수평 밀대 카라	1	
I-13	SC-0110-4115		Screw (15/64" n=28)	흡블이 멈춤나사(15/64" n=28)	1	
I-14	15-109A-9670	A, A1	Front Bushing For I-10	요동축 전붓싱 (C)	1	
I-15	SC-0101-4517	A, A1	Screw (15/64" n=28)	육각 구멍블이 멈춤나사(15/64" n=28)	1	
I-16	06-135A-9570	B, B1	Front Bushing For I-10	수평 밀대 전붓싱 (C)	1	
I-17	02S020S-306H	B, B1	Needle Cage For I-16	니이들 케이지 (15×19×17)	4	
I-18	06-037R-9570	B, B1	Cover For I-17	니이들 케이지 마개	8	
I-19	15-114A-9670	A, A1	Rear Bushing For I-10	요동축 후붓싱 (C)	1	
I-20	06-142A-9670	B, B1	Rear Bushing For I-10	수평 밀대 중붓싱	1	
I-23	15-118A-9570	B, B1	Link For Needle Bar Lock Shaft	바늘대 요동 링크 (C)	1	
I-24	SC-0109-4113	B, B1	Screw (M6)	육각 구멍블이 볼트 (M6)	1	
I-25	15-020A-9570	B, B1	Rdler Rock Shaft Connecting Link	로올러 구동축 연결링크	1	
I-26	15-021A-9570	B, B1	Needle Cage (L) For I-25	연결링크 니이들 케이지(24×28×10)	1	
I-27	07S007S-306H	B, B1	Needle Cage (R) For I-25	니이들 케이지 (8×11×10)	3	
I-28	06-030A-9570	B, B1	Needle Bar Lock Link Stud	피드캠 연결로드 축	1	
I-29	SC-0307-4122	B, B1	Screw (3/16" n=32)	흡블이 납작 작은나사(3/16" n=32)	1	
I-30	GP-013032-00		Rdler Driving Shaft	로올러 구동축 (C)	1	
I-31	06-138A-9570		Crank (F) For I-30	수평 밀대 크랭크(전) (C)	1	
I-32	06-119S-1230		Screw (3/16" n=28)	흡블이 납작 작은나사(3/16" n=28)	1	
I-33	GP-028241-00		Joint clamp For I-30	수평 밀대 연결로드 고정몸체	1	
I-34	SC-A174-4122		Screw (11/64" n=40)	흡블이 납작 작은나사(11/64" n=40)	1	
I-35	06-034W-9570		Washer (φ 15.5×t1.5)	수평 밀대 전붓싱 와셔	2	
I-36	06-135A-9570		Front Bushing For I-30	수평 밀대 전붓싱 (C)	1	
I-39	CL-000082-00		Collar For I-30	수평 밀대 카라	1	
I-40	SC-0317-2700		Screw (15/64" n=28)	흡블이 멈춤나사(15/64" n=28)	1	
I-41	06-142A-9570		Rear Bushing For I-30	수평 밀대 중붓싱	1	
I-44	16-015C-9570		Stop Ring For I-25	C형 멈춤형(STW24)	1	
I-45	06-030A-9570		Stud For I-54	피드캠 연결로드 축	1	
I-46	SC-0307-4122		Screw (3/16" n=32)	흡블이 납작 작은나사(3/16" n=32)	1	
I-47	16-018A-9570		Rdler Driving Bar Ass'y	로올러 구동봉(조)	1	
I-49	16-020W-9570		Washer (φ 8.2×t1.0)	로올러 크랭크 축 와셔	1	
I-50	16-121A-9570		Rdler Driving Shaft Crank (R)	로올러 구동축 크랭크(後) (C)	1	
I-51	SC-0307-4122		Screw (3/16" n=32)	흡블이 납작 작은나사(3/16" n=32)	1	
I-52	GP-025672-00		Needle Bar Frame Ass'y	바늘대 후레임(조)	1set	

NOTE:

A : KM-967-7
A1 : KM-967
B : KM-957-7
B1 : KM-957
□=Common Part


J

Synchronizer 외장형 싱크로나이저 관계



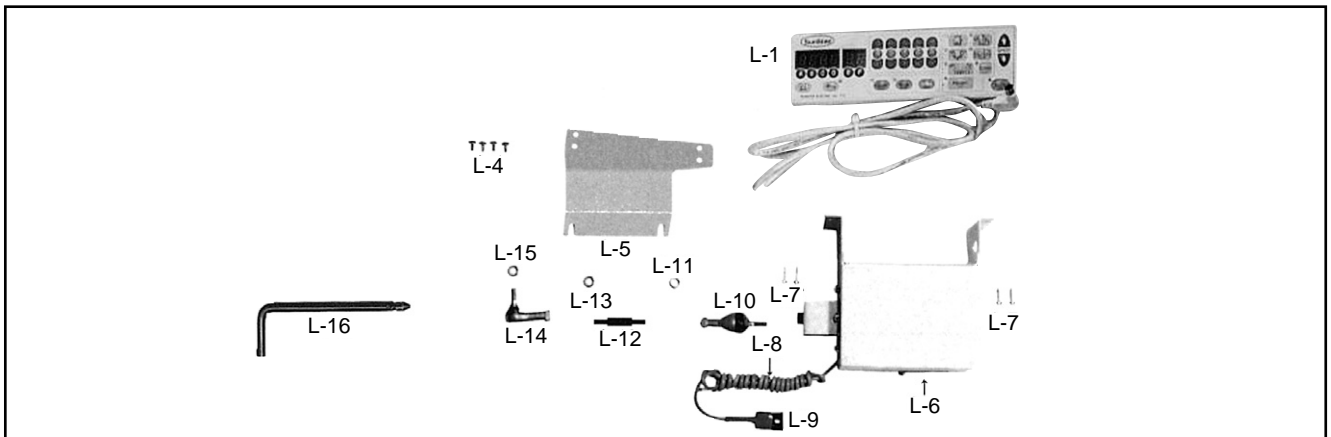
K

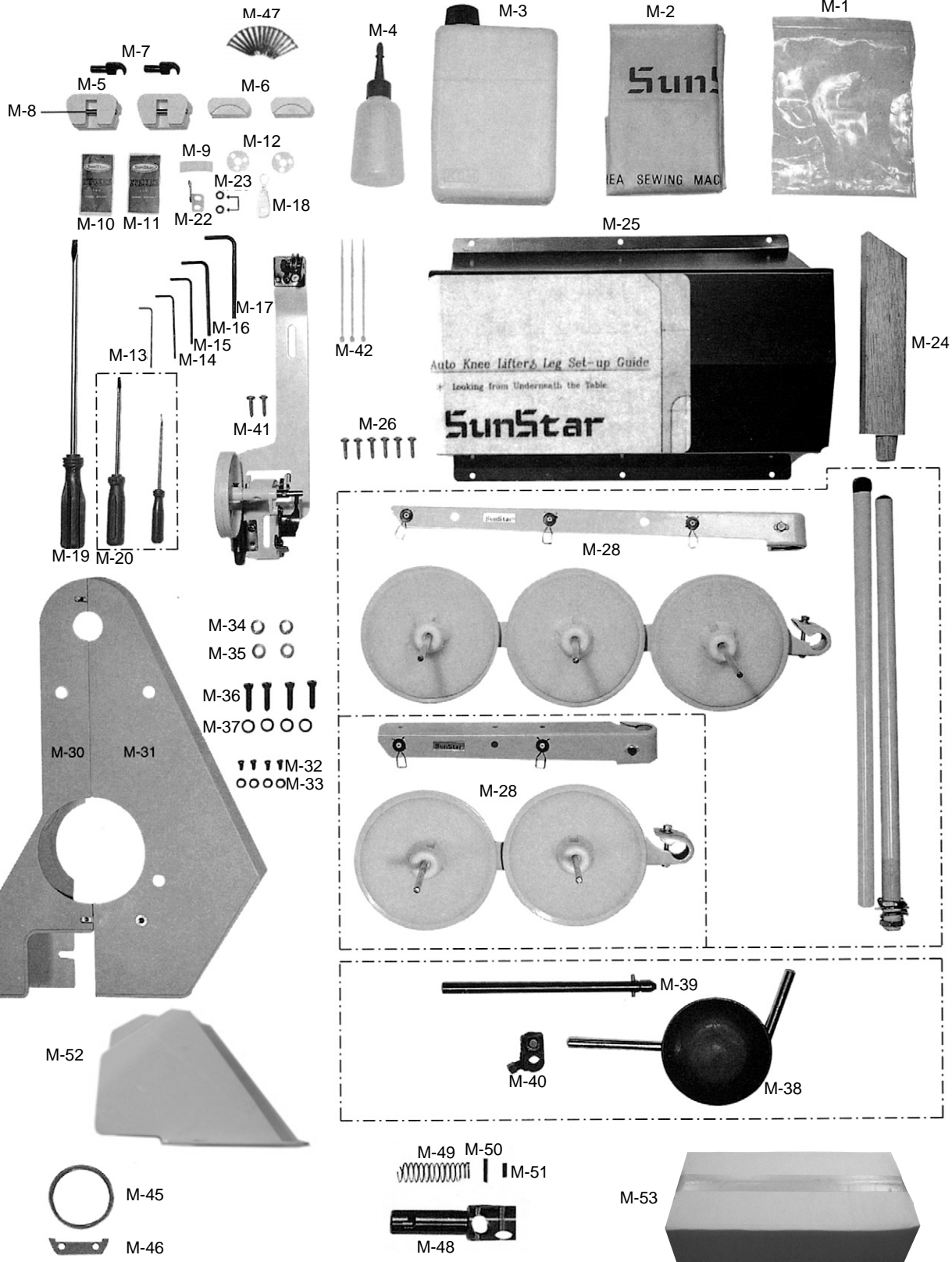
Needle Bar Up / Down Button 바늘대 상·하 버튼 관계



L

Program Unit Box & Presser Foot Lifting Solenoid Mechanism 프로그램 유닛 박스 및 자동무릎올림 솔레노이드 관계





Ref. No.	Parts No.	Note	Name of Parts	품 명	Q' ty	Applied Period
M-1	91-001C-1230		Accessory Bag	액세서리 봉투	1	
M-2	91-001C-8270		Head Cover	미싱 커버(大)	1	
M-3	GP-022450-00		Oil	오일 캔(특종용)	1	
M-4	91-011C-1230		Oil Tank	오일 주유통	1	
M-5	01-048A-9570		Head Hinge Rubber	힌지고무	2	
M-6	01-047R-9570		Bed Support Rubber	베드받침 고무	2	
M-7	01-150A-9570		Head Hinge	힌지쇠 (C)	2	
M-8	01-049A-9570		Head Hinge Hlder Bar	힌지쇠 걸이봉	2	
M-9	44-024M-7500		Felt(8×24)	위실 급유 felt	1	
M-10		A, AI	Needle	바늘(#DP17×16)	5	
M-11		B, BI	Needle	바늘(#DP5×14)	5	
M-12	07-160A-7500		Bobbin	보빈(표준)	4	
M-13	91-001C-2700		L Wrench (2mm)	L 렌치 (2mm)	1	
M-14	91-004C-2700		L Wrench (2.5mm)	L 렌치 (2.5mm)	1	
M-15	91-003C-2700		L Wrench (3mm)	L 렌치 (3mm)	1	
M-16	91-001C-3800	A, B	L Wrench (4mm)	L 렌치 (4mm)	1	
M-17	91-002C-2700	A, B	L Wrench (5mm)	L 렌치 (5mm)	1	
M-18	91-007C-7400		Needle Thread Inserting Guide	실끼기	1	
M-19	91-002C-1230		Driver (Large)	드라이버 (大)	1	
M-20	91-003C-1230		Driver (Middle, Small)	드라이버 (中, 小)	1	
M-22	GP-025627-01	A, B	Fixed Mes	고정메스 3728	1	
M-23	10-003W-8677	A, B	Washer (φ 3.7×t0.5)	고정메스 쥘나사 와셔	4	
M-24	90-003A-8670		Head Rest	두부지지봉	1	
M-25	44-013A-9570		Oil Pan	기름받이	1	
M-26	91-002S-3400		Nail for M-25	목나사	8	
M-28	91-008A-7400	A, AI	Thread Stand Assembly	3분 사립봉	1	
M-29	91-007A-2302	B, BI	Thread Stand Assembly	실패꽃이 (組)	1	
M-30	60-001A-9570		Belt Cover (L)	벨트커버 (左)	1	
M-31	GP-016820-00		Belt Cover (R)	벨트커버 (右)	1	
M-32	SC-0543-4525		Screw (11/64" n=40)	흡블이 둥근남작 작은나사(11/64" n=40)	4	
M-33	10-020W-2700		Washer (φ 4.5×t0.8)	스토퍼 쥘와셔	4	
M-34	60-005A-9570		Belt Cover Support Bushing (L)	벨트커버 지지붓싱 (大)	2	
M-35	60-006A-9570		Belt Cover Support Bushing (S)	벨트커버 지지붓싱 (小)	2	
M-36	06-096S-207P		Screw	벨트커버 쥘나사	4	
M-37	09-034W-7400		Washer (φ 7.0×t1.6)	혹 받침 와셔	4	
M-38	43-101A-1600		Knee Lifting Pad Assembly	무릎올림(組)	1	
M-39	43-024A-9570		Knee Lifter Bar Support Shaft	무릎올림봉 받침축(組)	1	
M-40	43-110C-3400		Crank For M-39	무릎 받침 연결 크랭크	1	
M-41	41-101A-2700		Bobbin Winder Assembly	실감기 (組)	1	
M-42	02-003A-2700	A, B	Nylon Clip	나일론 클립	5	
M-45	09-003A-9670	A, AI	Whed Feed	휠 톱니	1	
M-46	09-004A-9670	A, AI	Whed Feed Positioning Plate	휠 톱니 고정판	1	
M-47			Nail	못	16	
M-48	43-022A-9570		Support for Knee Lifter Bar	무릎올림봉 받침	1	
M-49	43-023G-9570		Spring	무릎올림봉 받침 스프링	1	
M-50	05-022C-3400		Pin (φ 3×20)	누름대 올리기 스토퍼 (φ 3×20)	1	
M-51	43-025S-9570		Screw (M4×0.7)	무릎올림봉 받침축 고정나사 A	2	
M-52	GP-016819-00		Belt Cover "C"	벨트 커버 "C" (C)	1	
M-53	99-003M-9570		Inner Box	인너박스	1	

NOTE:

A : KM-967-7
A1 : KM-967
B : KM-957-7
B1 : KM-957
□=Common Part










Gauge Parts







게이지 관계

A 사절 (Thread Trimming Type) : KM967-7

*:Standard

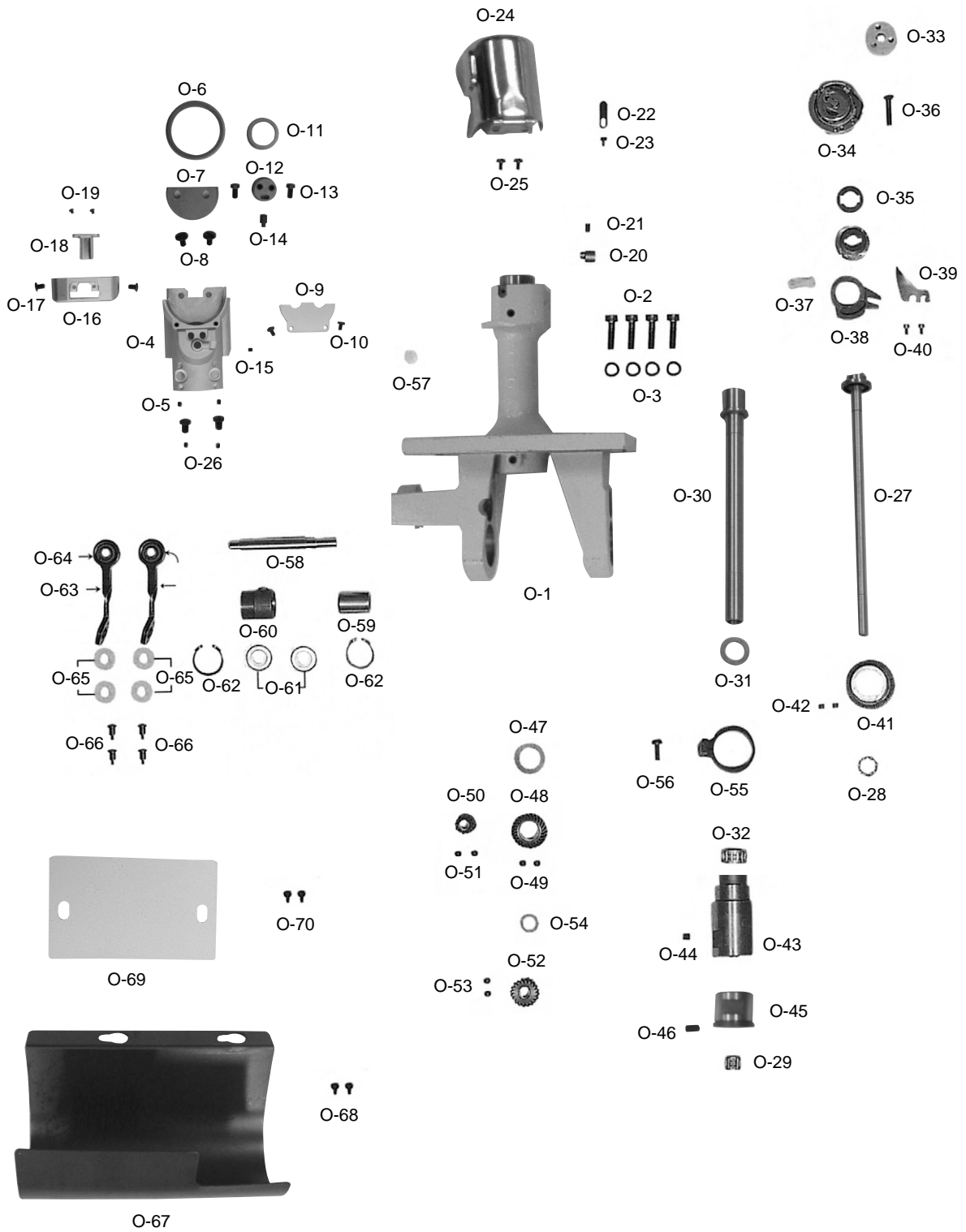
Gauge Parts		Gauge Size		1.6mm		2.0mm		2.4mm (Standard)		3.2mm	
		Roller Size		φ 26	φ 36	φ 26	φ 36	φ 26 (Standard)	φ 36	φ 26	φ 36
바늘잡이 (Needle Clamp) 	바늘구멍 사선 (Diagonal Needle Hole)	GP-002957-00				04-014A-9670		-	-		
	바늘 구멍 평행 (Parallel Needle Hole)	-	-	-	-	* 04-004A-9670		04-034A-9670			
니들 가드 (Needle Guard) 	바늘구멍 사선 (Diagonal Needle Hole)	05-047A-9670		05-037A-9670		05-027A-9670		-	-		
	바늘 구멍 평행 (Parallel Needle Hole)	-	-	-	-	* 05-017A-9670		05-057A-9670			
바늘판 (Needle Plate) 	바늘구멍 사선 (Diagonal Needle Hole)	-	09-036A-9677	-	09-026A-9677	-	09-016A-9677	-	-		
	바늘 구멍 평행 (Parallel Needle Hole)	-	-	-	-	-	* GP-010486-00	-	09-046A-9677		
보조 바늘판 (Auxiliary Needle Plate) 	바늘구멍 사선 (Diagonal Needle Hole)	-	09-037A-9677	-	09-057A-9677	-	09-017A-9677	-	-		
	바늘 구멍 평행 (Parallel Needle Hole)	-	-	-	-	-	* GP-010487-00	-	09-047A-9677		
포스트 (Post) 		09-011A-9670		09-021A-9670		* 09-001A-9670		09-031A-9670			
휠 톱니 (Wheel Feed Dog) 								* φ 26 : 09-002A-9670 φ 36 : 09-003A-9670			
휠톱니 고정판 (Wheel Feed Positioning Plate) 								* φ 26 : 09-005A-9670 φ 36 : 09-004A-9670			

B 사절 (Non Thread Trimming Type) : KM967
***:Standard**

Gauge Parts		Gauge Size		1.6mm		2.0mm		2.4mm		3.2mm	
		Roller Size		φ 26	φ 36	φ 26	φ 36	φ 26 (Standard)	φ 36	φ 26	φ 36
바늘잡이 (Needle Clamp) 	바늘구멍 사선 (Diagonal Needle Hole)	GP-002957-00				04-014A-9670		-	-		
	바늘 구멍 평행 (Parallel Needle Hole)	-	-	-	-	* 04-004A-9670		04-034A-9670			
니들 가드 (Needle Guard) 	바늘구멍 사선 (Diagonal Needle Hole)	05-047A-9670		05-037A-9670		05-027A-9670		-	-		
	바늘 구멍 평행 (Parallel Needle Hole)	-	-	-	-	* 05-017A-9670		05-057A-9670			
바늘판 (Needle Plate) 	바늘구멍 사선 (Diagonal Needle Hole)	09-010A-9670	09-012A-9670	09-013A-9670	09-014A-9670	09-015A-9670	09-018A-9670	-	-		
	바늘 구멍 평행 (Parallel Needle Hole)	-	-	-	-	* 09-016A-9670	09-006A-9670	09-019A-9670	09-020A-9670		
포스트 (Post) 		09-011A-9670		09-021A-9670		* 09-001A-9670		09-031A-9670			
휠 톱니 (Wheel Feed Dog) 		Roller Size ———— φ 26 : * 09-002A-9670 φ 36 : 09-003A-9670									
휠톱니 고정판 (Wheel Feed Positioning Plate) 		Roller Size ———— φ 26 : * 09-005A-9670 φ 36 : 09-004A-9670									



Small Saddle Mechanism 소형 새들 관계 (KM-957SR)



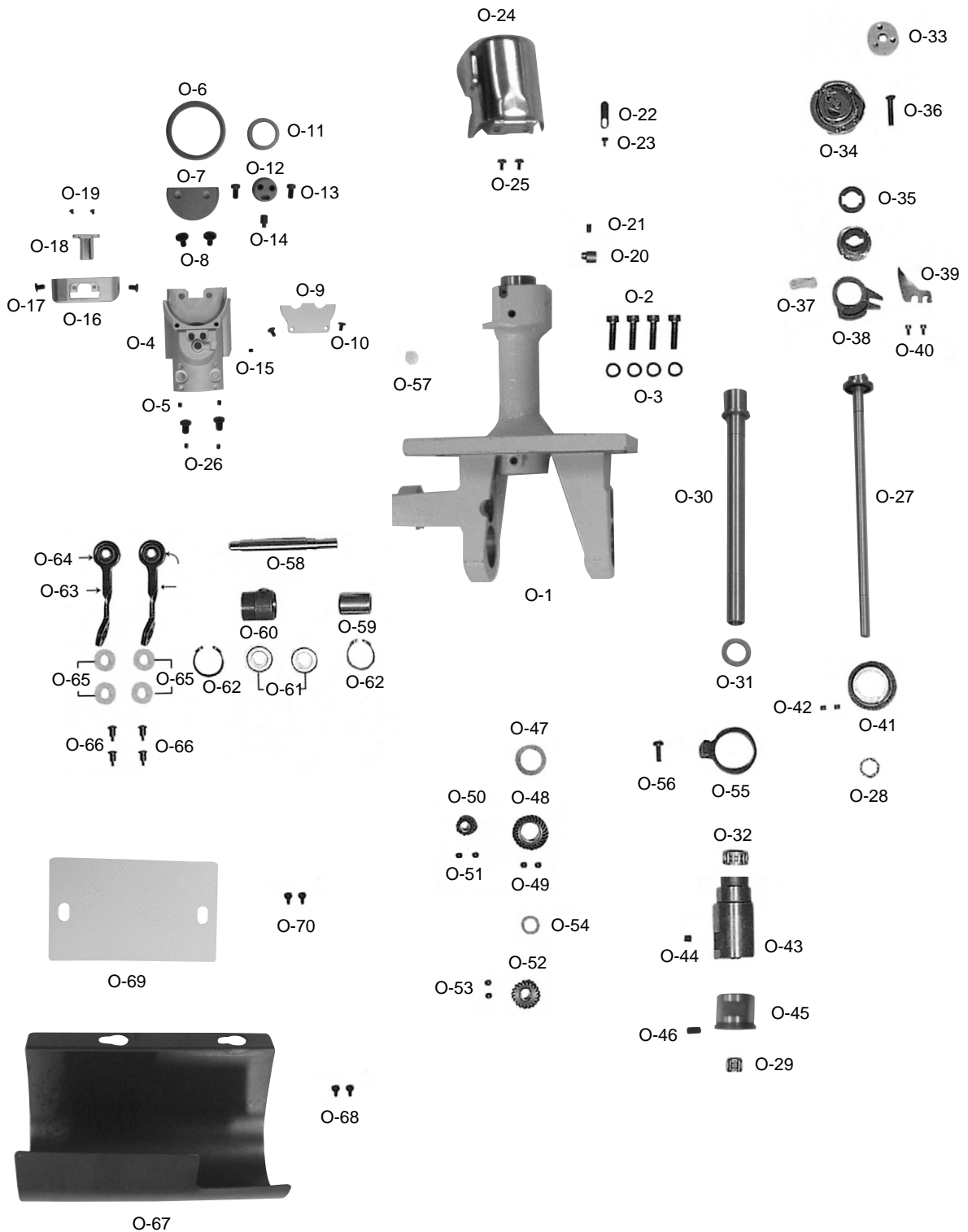
Ref. No.	Parts No.	Note	Name of Parts	품 명	Q' ty	Applied Period
O-1	GP-018933-01		Saddle	새들	1	
O-2	SC-0108-2350		Screw (M6×P1.0 L15)	새들 고정 나사	4	
O-3	06-051W-7400		Washer	와셔	4	
O-4	GP-018917-00		Gear Base	기어 베이스	1	
O-5	SC-000588-00		Screw (M5×P0.8 L7)	기어 베이스 고정나사	2	
O-6	GP-018928-00		Wheed Feed	휠 톱니	1	
O-7	GP-018927-00		Wheed Feed Positioning Plate	휠 톱니 고정판	1	
O-8	SC-000585-00		Screw (M4×P0.7, L7)	휠 톱니 고정나사	2	
O-9	GP-018921-01		Gear Base Cover	기어 베이스 커버	1	
O-10	SC-000107-00		Screw (M3×P0.5 L4)	기어 베이스 커버 고정나사	2	
O-11	GP-018929-00		Middle Gear	중간 기어	1	
O-12	GP-018930-00		Middle Gear Shaft	중간 기어 축	1	
O-13	SC-000586-00		Screw (M4×P0.7, L7.5)	중간 기어 고정나사	2	
O-14	PN-000328-00		Pin for Adjusting Height of Feed Wheel	휠 톱니 높이조절핀	1	
O-15	08050SC-4517		Screw (M3×P0.5 L4)	휠 톱니 높이조절핀 고정나사	1	
O-16	GP-018916-00		Needle Plate Base	침판 베이스	1	
O-17	SC-000590-00		Screw (M4×P0.7, L7.5)	침판 베이스 고정나사	2	
O-18	GP-018931-00		Needle Plate	침판	1	
O-19	SC-000584-00		Screw (3/32" n=56)	침판 고정나사	2	
O-20	09-065A-9570		Adjusting Pin	혹 축 상부싱 조정핀	1	
O-21	SC-0164-2700		Screw (M5×P0.8)	조정핀 고정나사	1	
O-22	09-049S-8670		Hook Cover Stopper	혹 커버 스톱퍼	1	
O-23	SC-0549-2125		Screw (1/8" n=44)	혹 커버 스톱퍼 고정나사	1	
O-24	AS-005072-00		Hook Cover Ass'y	혹 커버 조	1	
O-25	SC-A170-4124		Screw (9/64" n=40)	혹 커버 고정나사	2	
O-26	08050SC-4517		Screw (M3×P0.5 L6)	기어 베이스 조절나사	4	
O-27	GP-020646-00		Hook Shaft	혹 축(일체형) (C)	1	
O-28	09-082A-9570		Hook Shaft Bearing (KII5)	혹 축 베어링	1	
O-29	06-029A-9570		Needle cage (8×11×10)	혹 축 니들 케이지	2	
O-30	GP-018923-02		Wheed Feed Shaft	휠 톱니 축 (C)	1	
O-31	WS-000182-00		Hook Shaft Washer	혹 축 와셔	1	
O-32	09-091A-9670		Needle cage (14×18×10)	휠 톱니 축 니들 케이지	2	
O-33	07-160A-7500		Bobbin	보빈(표준)	1	
O-34	09-070A-9570		Hook	가마 HPF-490A(5) TR/CP	1	
O-35	09-139W-8677		Washer for (φ6.3×t0.6)	혹 받침 와셔	1	
O-36	SC-0161-8677		Screw (M5×P0.8)	혹 고정나사	1	
O-37	44-030M-8670		Opener Hdder Felt	오프너 잡이 헬트	1	
O-38	GP-023561-00		Opener Hdder	오프너 잡이	1	
O-39	09-140A-8670		Opener	보빈 케이스 오프너	1	
O-40	SC-A131-4522		Screw (1/8" n=44)	오프너 고정나사	2	
O-41	09-087A-9670		Wheed Feed Driving Gear	휠 톱니 구동 기어	1	
O-42	07-009S-9570		Screw (M6×P0.75)	구동 기어 고정나사	2	
O-43	GP-018925-00		Hook Shaft Upper Bushing	혹 축 상부싱	1	
O-44	SC-000139-00		Screw (M6×P1.0 L8)	혹 축 상부싱 고정나사	1	

NOTE:

A : KM-967-7
A1 : KM-967
B : KM-957-7
B1 : KM-957
☐=Common Part

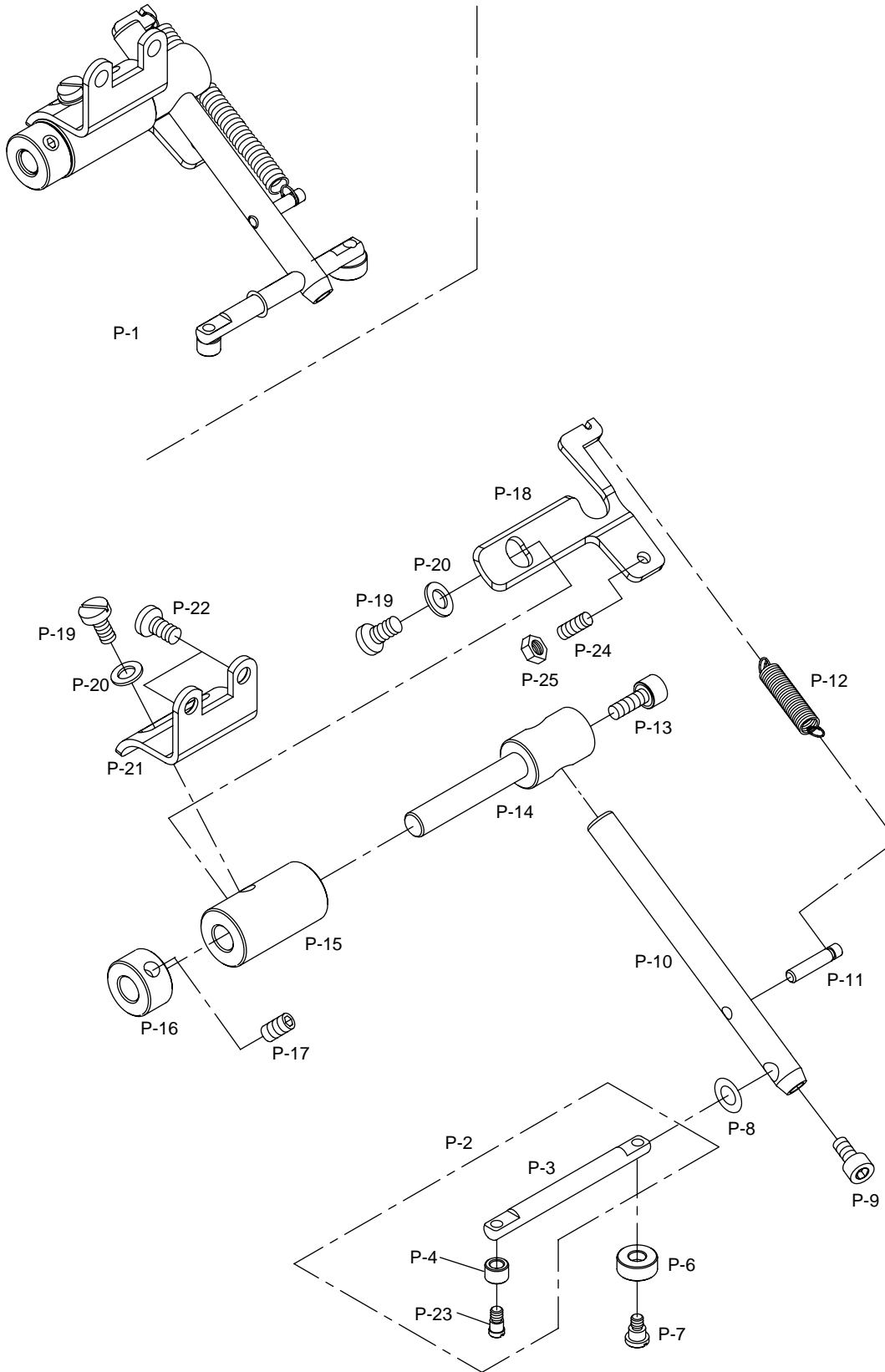


Small Saddle Mechanism 소형 새들 관계 (KM-957SR)



Roller Edge Guide Mechanism (Option)

롤러 엣지 가이드 관계 (옵션)



INDEX

Parts No.	Name of Parts	Page	Ref.No.
02-009A-9570	Timing Bdt Pulley(Upper)	8	B-8
02-012A-9570	Timing Belt(Upper)	8	B-11
02-019R-9570	Cover for B-16	8	B-17
02-020S-9570	Screw (M6×1.0)	8	B-18
02-101A-9570	Upper Shaft	8	B-1
02-115A-9570	Bushing for B-12	8	B-13
02-118A-9570	Upper Shaft Guide Bushing	8	B-16
02S020S-306H	Cover for C-36	9	C-37
02S020S-306H	Needle Cage for C-42	9	C-43
02S020S-306H	Needle Cage for C-49	9	C-50
04-004A-9670	Needle Clamp(Standard 2.4mm)	8	B-22
04-012A-9670	Stopper for Needle Bar Frame	8	B-31
04-015A-9570	Needle Bearing for B-33	8	B-34
04-016W-9570	Washer (Ø 8.2×t1.0)	8	B-35
04-018C-9570	Grip Ring For B-38-1	8	B-39
04-101A-9570	Needle Bar	8	B-20
04-101A-9670	Needle Bar	8	B-19
04-103R-9570	Rubber Cap(Ø 6.6)	8	B-21
04-105A-9670	Needle Clamp Holder	8	B-23
04-110A-9570	Needle Bar Clamp	8	B-29
04-114A-9570	Needle Bar Crank	8	B-33
04-117A-9570	Stud for Needle Bar Crank	8	B-36
05-014C-1230	E-Ring(Ø 4)	9	C-14
06-001A-9570	Feed Length Control Button	9	C-1
06-002G-9570	Spring for C-1	9	C-2
06-004A-9570	Presser Plate for C-7	9	C-4
06-005S-9570	Screw(3/16" n=28)	9	C-5
06-007P-9570	Pin(Ø 8×35)	9	C-7
06-009G-9570	Spring for C-7	9	C-9
06-010A-9570	Feed Eccentric Control Asm.	9	C-10
06-013P-9570	Pin(Ø 5×30.6)	9	C-13
06-015A-9570	Feed Cam	9	C-15
06-018A-9570	Feed Cam Moving Body Ass'y	9	C-18
06-019A-9570	Moving Body Guide	9	C-19
06-020C-7400	E-Ring(Ø 6)	9	C-8
06-021C-9570	Screw Presser	9	C-21
06-023W-9570	Washer (Ø 24×t0.3)	9	C-23
06-024A-9570	Collar for C-16	9	C-24
06-025C-9570	Feed Cam Body Presser	9	C-25
06-028A-9570	Bearing for C-27	9	C-28
06-030A-9570	Stud for C-27	9	C-30
06-030A-9570	Stud for C-45	9	C-47
06-033C-9570	Stop Ring for C-32	9	C-33
06-034W-9570	Washer (Ø 15.5×t1.5)	9	C-34
06-034W-9570	Washer (Ø 15.5×t1.5)	9	C-51-1
06-036A-9570	Needle Cage for C-35	9	C-36
06-037R-9570	Cover for C-43	9	C-44
06-037R-9570	Cover for C-50	9	C-51
06-116A-9570	Feed Cam Body	9	C-16
06-119S-1230	Screw(3/16" n=28)	9	C-39
06-127A-9570	Feed Cam Connecting Rod	9	C-27
06-132A-9570	Feed Rock Shaft	9	C-32
06-135A-9570	Bushing (F) for C-32	9	C-35
06-138A-9570	Crank (F) for C-32	9	C-38
06-142A-9570	Bushing (M) for C-32	9	C-42
06-145A-9570	Crank (R) for C-32	9	C-45
06-149A-9570	Bushing (R) for C-32	9	C-49
07-011A-5607	Upper Shaft Rear Bearing	8	B-12
07S007S-306H	Needle Cage for C-27	9	C-29
08-002A-9570	Bearing(Small) for B-38-1	8	B-38-3
08-011R-9570	Needle Cage Cover	8	B-46

Parts No.	Name of Parts	Page	Ref.No.
08-012A-9570	Eyelet for B-38-1	8	B-38-2
08-013S-9570	Stud for B-44	8	B-48
08-014W-9570	Stopping Washer for B-48	8	B-49
08-105A-9570	Hinge Pin For B-38-1	8	B-40
08-107A-9570	Bushing for B-40	8	B-42
01-001A-9570	Arm, Arm Base, Bed-Non Trimming	7	A-2
01-001A-9577	Arm, Arm Base, Bed-Trimming	7	A-1
01-004A-9570	Bed Support	7	A-7
01-005S-9570	Screw (M10×1.5)	7	A-3
01-005S-9570	Screw (M10×1.5)	7	A-5
01-007R-8130	Rubber Cap (Ø 10.5)	7	A-18
01-009R-2350	Cable Holder	7	A-55
01-009R-2700	Cable Holder (6N)	25	H-71
01-010A-9570	Face Plate	7	A-9
01-011L-2350	Cable Holder(5N)	7	A-64
01-015A-7400	Thread Retainer	7	A-15
01-018M-2350	Plug for H-60	25	H-67
01-018M-9570	Rubber Cap (Ø 25.4)	7	A-17
01-019C-7400	Stopper for Thread Take-up Spring	7	A-48
01-020W-2350	Washer (Ø 6×t1.5)	7	A-40-1
01-020W-2350	Washer (Ø 6×t1.5)	11	D-45
01-020W-2350	Washer (Ø 6×t1.5)	21	G-3
01-020W-2350	Washer (Ø 6×t1.5)	23	G-49
01-022A-7500	Arm Thread Guide Plate(L)	7	A-21
01-023A-9570	Arm Thread Guide Plate	7	A-19
01-024A-7500	Felt For Upper Thread Supply	7	A-21-1
01-032A-9570	Rear Cover	7	A-29
01-034A-9570	Bearing Cover	7	A-31
01-035P-1370	Machine Number Plate	7	A-61
01-035P-7400	Pin	7	A-62
01-036A-9570	Presser Bar Lifter Plate Cover	7	A-33
01-039R-9570	Bed Hole Cover	7	A-37
01-041A-9570	Bed Leg	7	A-39
01-047R-9570	Bed Support Rubber	31	M-6
01-048A-9570	Head Hinge Rubber	31	M-5
01-049A-9570	Head Hinge Holder Bar	31	M-8
01-150A-9570	Head Hinge	31	M-7
01-155A-7600	Front Bearing for D-19	11	D-22
01-155A-7600	Front Bearing for D-19	11	D-29
01A122S-811H	Screw (M6×P1.0)	37	O-68
01A122S-811H	Screw (M6×P1.0)	37	O-70
01A142S-811H	Bearing(Big) for B-38-1	8	B-38-4
01A142S-811H	Bearing for D-47	11	D-48
01A142S-811H	Bearing for G-34	21	G-35
02-003A-2700	Nylon Clip	25	H-70
02-003A-2700	Nylon Clip	31	M-42
02-009A-9570	Timing Bdt Pulley (Middle) Ass'y	11	D-4
02-012A-9570	Timing Belt (Lower)	11	D-7
02-016R-1230	Cushion Ring	39	P-8
02-019R-9570	Pulley Cover	11	D-17
02-020S-9570	Screw (M6×1.0)	11	D-18
02-020W-2350	Washer (Ø 6×1.5)	17	F-16
02-115A-9570	Bushing for D-8	11	D-9
02S020S-306H	Needle Cage For I-16	27	I-17
03050SC-4517	Screw (M3×P0.5, L4)	35	O-15
03050SC-4517	Screw (M3×P0.5, L6)	35	O-26
04-009P-7400	Lock Pin For I-10	27	I-11
0401M-C-7113	Screw(M4×P0.7 L10)	39	P-24
04-104R-1230	Rubber Cap	19	F-81
05-0001-9570	Roller Presser Foot Ass'y	15	E-77
05-007S-9570	Screw (1/2" n=28)	13	E-7

Parts No.	Name of Parts	Page	Ref.No.
05-008S-9570	Pressure Adjust plate spring	13	E-8
05-009S-9570	Pivot Screw (M6×1.0)	13	E-9
05-012S-9570	Screw (M4×0.7)	11	D-53
05-012S-9570	Screw (M4×0.7)	13	E-12
05-013A-9570	Body for Roller Ass'y	13	E-13
05-014C-1230	E-Ring (Ø 4)	15	E-58-4
05-014G-9570	Spring for E-16	13	E-14
05-016A-9570	Needle Guard Bracket	13	E-16
05016SN-1211	Nut(M4)	39	P-25
05-017A-9670	Needle Guard (Standard : 2.4mm)	13	E-17
05-021A-9570	Bearing for E-23	13	E-21
05-022C-3400	Pin (Ø 3×20)	31	M-50
05-022C-9570	Stop Ring for E-23	13	E-22
05-022C-9570	Stop Ring for E-44	13	E-45
05-023A-9570	Roller Shaft	13	E-23
05-024A-9570	Upper Bushing for E-23	13	E-24
05-025A-9570	Clutch Bearing for D-51	11	D-52
05-025A-9570	Clutch Bearing for E-24	13	E-25
05-025A-9570	Clutch Bearing for G-37	21	G-38
05-025A-9570	Clutch Bearing	37	O-59
05-026W-9570	Washer (Ø 9.7×t1.0)	13	E-26
05-027W-9570	Washer (Ø 6×t0.15)	11	D-50
05-027W-9570	Washer (Ø 9.7×t0.1)	13	E-27
05-029A-9570	Connecting Rod for E-32	13	E-37-1
05-030A-9570	Bearing for G-41-1	21	G-41-2
05-030A-9570	Bearing (GE6E)	37	O-64
05-038A-9570	Holder For E-23 (Ø 36)	13	E-40
05-039A-9570	Holder For E-23 (Ø 26)	13	E-40
05-039P-9570	Fixed Pin for E-23	13	E-41
05-040C-9570	Snap Ring for E-23	13	E-42
05-041C-9570	Snap Ring for E-40	13	E-43
05-042A-9570	Bearing for E-40	13	E-44
05-044A-9570	Roller Foot Ass'y Bracket (Ø 36)	13	E-46
05-045S-9570	Screw (M4×0.7)	13	E-47
05-045S-9570	Screw (M4×0.7)	13	E-49
05-049W-9570	Washer (Ø 3×t0.1)	15	E-50-7
05-050S-9570	Screw (M2.5×0.45)	15	E-51
05-101A-9570	Presser Bar Upper Bushing	13	E-1
05-103A-9570	Presser Bar	13	E-3
05-105A-9570	Presser Bar Bracket	13	E-5
05-110A-9570	Presser Bar Lower Bushing	13	E-10
05-119A-9570	Roller Shaft Hinge Body	13	E-19
05-480A-9570	Roller (Ø 26)	15	E-50-1
05-481A-9570	Roller (Ø 36)	15	E-50-1
05-481A-9570	Roller (Ø 36)	15	E-51-1
05-482A-9570	Guide Plate for E-50-3	15	E-50-2
05-483A-9570	Roller Driving Ball	15	E-50-3
05-483A-9570	Ball for G-10-1	21	G-10-3
05-484A-9570	Positioning plate for E-50-3	15	E-50-4
05-484A-9570	Positioning Plate for G-10-3	21	G-10-6
05-485S-9570	Screw (M2.5×0.45)	15	E-50-5
05-485S-9570	Screw (M2.5×0.45)	21	G-10-7
05-486S-9570	Screw (M2.5×0.25)	15	E-50-6
05-486S-9570	Screw (M2.5×0.25)	21	G-10-8
06-029A-9570	Needle cage (8×11×10)	35	O-29
06-030A-9570	Needle Bar Lock Link Stud	27	I-28
06-030A-9570	Stud For I-54	27	I-45
06-032P-7400	Pin (Ø 7×34.4)	7	A-4
06-032P-7400	Pin (Ø 7×34.4)	7	A-6
06-033M-3800	E-Ring	29	K-12
06-034W-9570	Washer (Ø 15.5×t1.5)	27	I-35

INDEX

Parts No.	Name of Parts	Page	Ref.No.
06-037R-9570	Cover For I-17	27	I-18
06-051W-7400	Washer	35	O-3
06-096S-207P	Screw	31	M-36
06-119S-1230	Screw (3/16" n = 28)	27	I-32
06-135A-9570	Front Bushing For I-10	27	I-16
06-135A-9570	Front Bushing For I-30	27	I-36
06-138A-9570	Crank (F) For I-30	27	I-31
06-142A-9570	Rear Bushing For I-30	27	I-41
06-142A-9670	Rear Bushing For I-10	27	I-20
07-005A-9570	Lower Shaft Collar	11	D-23
07-007A-9570	Lower Shaft Gear	11	D-25
07-007S-306H	Needle Cage for F-29	17	F-46
07-008A-7400	Middle Shaft Front Bearing	11	D-3
07-009S-9570	Screw (M6×0.75)	11	D-26
07-009S-9570	Screw (M6×0.75)	17	F-48
07-009S-9570	Screw (M6×0.75)	17	F-52
07-009S-9570	Screw (M6×0.75)	19	F-58
07-009S-9570	Screw (M6×0.75)	19	F-60
07-009S-9570	Screw (M6×0.75)	21	G-25
07-009S-9570	Screw (M6×0.75)	21	G-27
07-009S-9570	Screw (M6×0.75)	23	G-77
07-009S-9570	Screw (M6×P0.75)	35	O-42
07-009S-9570	Screw (M6×P0.75)	37	O-51
07-009S-9570	Screw (M6×P0.75)	37	O-53
07-011A-5607	Middle Shaft Rear Bearing	11	D-8
07-011W-1230	Washer (ø 6×tl.5)	7	A-58
07-011W-1230	Washer (ø 5.3×tl.)	21	G-5
07-011W-1230	Washer (ø 3.6×ø9)	25	H-36
07-012A-9570	Lower Shaft Claw Clutch Assy	11	D-30
07-015A-9570	Clutch Connecting Disc	11	D-33
07-019A-9570	Front Bearing for D-34	11	D-37
07-025A-9570	Timing Belt Pulley (Lower) Assy	11	D-41
07-028A-967B	Gear Driving Base	11	D-44
07-031A-9570	Gear Driving Shaft	21	G-34
07-032A-9570	Bearing (NTN608Z)	37	O-61
07-033C-9570	Stop Ring for D-48	11	D-49
07-033C-9570	Stop Ring for G-35	21	G-36
07-033C-9570	Stop Ring (RTW22)	37	O-62
07-041A-9570	Connection Rod for D-55	11	D-57
07-041A-9570	Connecting Rod for E-24	13	E-29-1
07-041A-9570	Connecting Rod for G-37	21	G-41-1
07-041A-9570	Connecting Rod	37	O-63
07-101A-9570	Lower Shaft "A"	11	D-19
07-102A-9570	Bearing (F) Bushing for D-19	11	D-20
07-116A-9570	Lower Shaft "B"	11	D-34
07-117A-9570	Bearing (F) Bushing for D-34	11	D-35
07-135A-9570	Front Bushing for D-51	11	D-51
07-135A-9570	Front Bushing for G-34	21	G-37
07-135A-9570	Front Bushing	37	O-60
07-160A-7500	Bobbin	17	F-35
07-160A-7500	Bobbin	23	G-64
07-160A-7500	Bobbin	31	M-12
07-160A-7500	Bobbin	35	O-33
07-221A-9570	Bearing (R) Bushing for D-34	11	D-38
07S007S-306H	Needle Cage for G-58	23	G-75
07S007S-306H	Needle Cage (R) For I-25	27	I-27
08-010B-3701	Plug for A-50	7	A-54
09-001A-9670	Post	17	F-1
09-003A-9670	Wheel Feed	17	F-3
09-003A-9670	Wheel Feed	31	M-45
09-004A-9670	Wheel Feed Positioning Plate	17	F-4

Parts No.	Name of Parts	Page	Ref.No.
09-004A-9670	Wheel Feed Positioning Plate	31	M-46
09-006A-9670	Needle Plate(2.4mm)Non Trimming	17	F-7
09-009S-9670	Screw (M6×P0.75)	37	O-49
09-011A-9570	Body for Wheel Feed Driving	21	G-1
09-014A-9570	Wheel Feed Holder	21	G-4
09-016S-9570	Screw for G-4	21	G-6
09-016S-9570	Screw (M5×0.8)	25	H-24
09-016S-9570	Screw (M5×0.8)	25	H-28
09-017S-9570	Pivot Screw (M6×1.0)	21	G-7
09-018P-9570	Adjusting Pin for G-4	21	G-8
09-022A-9570	Guide for G-10-3	21	G-10-4
09-027A-9570	Feed Gear	21	G-11
09-031A-8577	Hook-Trimming	17	F-31
09-031A-8577	Hook-Trimming	23	G-60
09-033A-9570	Feed Gear Shaft Claw Clutch	21	G-17
09-034W-7400	Washer (ø 7.0×tl.6)	31	M-37
09-035A-9570	Claw Clutch Stud	21	G-19
09-040A-9570	Wheel Feed Driving Gear (A)	21	G-24
09-042A-9570	Wheel Feed Driving Gear (B)	21	G-26
09-044A-9570	Cover (F) for G-1	21	G-28
09-045A-9570	Cover (F) for G-1	21	G-29
09-046C-8577	Saddle Cover (B)	19	F-65
09-047A-9570	Needle Plate - Non Trimming	21	G-32
09-049S-8670	Hook Cover Stopper	19	F-72
09-049S-8670	Hook Cover Stopper	23	G-89
09-049S-8670	Hook Cover Stopper	35	O-22
09-054A-9570	Saddle (R)-Non Trimming	23	G-48
09-065A-9570	Adjusting Pin for F-20	17	F-26
09-065A-9570	Adjusting Pin For G-51	23	G-55
09-065A-9570	Adjusting Pin	35	O-20
09-070A-9570	Hook-Non Trimming	17	F-32
09-070A-9570	Hook-Non Trimming	23	G-61
09-070A-9570	Hook	35	O-34
09-079A-9570	Opener Stopper	17	F-42
09-079A-9570	Opener Stopper	23	G-71
09-082A-9570	Hook Shaft Bearing	17	F-45
09-082A-9570	Hook Shaft Bearing	23	G-74
09-082A-9570	Hook Shaft Bearing (K115)	35	O-28
09-084A-9570	Hook Shaft Gear	17	F-47
09-087A-9670	Wheel Feed Driving Gear	17	F-51
09-087A-9670	Wheel Feed Driving Gear	35	O-41
09-090A-9670	Bearing for F-49	17	F-54
09-091A-9670	Needle Cage for F-49	17	F-55
09-091A-9670	Needle cage (14×18×10)	35	O-32
09-092W-9670	Washer for F-59	17	F-56
09-092W-9670	Washer	37	O-47
09-093A-9670	Wheel Feed Driving Gear(A)	17	F-57
09-093A-9670	Wheel Feed Driving Gear (A)	37	O-50
09-095A-9670	Wheel Feed Driving Gear(B)	19	F-59
09-095A-9670	Wheel Feed Driving Gear (B)	37	O-48
09-097A-9570	Collar for F-24	19	F-61
09-097A-9570	Collar for G-53	23	G-78
09-099A-9570	Saddle Cover(A)	19	F-63
09-099A-9570	Saddle Cover(A)	23	G-80
09-112A-9670	Gear Cover "A"(Left Upper)	19	F-74
09-113A-9670	Gear Cover "B"(Left Lower)	19	F-75
09-114A-9570	Gear Cover "C"(Left, Upper)	23	G-91
09-115A-9570	Gear Cover "D"(Left, Lower)	23	G-92
09-116A-9570	Gear Cover "E"(Right, Upper)	19	F-77
09-116A-9570	Gear Cover "E"(Right, Upper)	23	G-94
09-117A-9570	Gear Cover "F"(Right, Lower)	19	F-76

Parts No.	Name of Parts	Page	Ref.No.
09-117A-9570	Gear Cover "F"(Right, Lower)	23	G-93
09-128A-9570	Feed Gear Bushing	21	G-12
09-130A-9570	Collar for G-11	21	G-14
09-132A-9570	Feed Gear Shaft	21	G-16
09-136A-9570	Bushing (U) for G-16	21	G-20
09-139W-8677	Washer for (ø 6.3×t0.6)	35	O-35
09-140A-8670	Opener for F-34	17	F-38
09-140A-8670	Opener	35	O-39
09-140A-8677	Opener for G-63	23	G-67
09-142A-8677	Opener Holder	17	F-40
09-142A-8677	Opener Holder	23	G-69
09-146C-8577	Saddle Cover(B)	23	G-82
09-181W-9570	Washer (ø 26.2×ø 8)	17	F-44
09-181W-9570	Washer (ø 26.2×ø 8)	23	G-73
09-189W-9670	Washer for F-47	17	F-53
09-189W-9670	Washer	37	O-54
09-201A-9570	Wheel Feed	21	G-10-1
09-202A-9570	Wheel Feed Moving Gear	21	G-10-2
10-020W-2700	Washer(ø 4.5×ø 8)	8	B-47
10-020W-2700	Washer (ø 4.5×ø 8)	9	C-11
10-003W-8677	Washer (ø 3.7×ø 5)	25	H-3
10-003W-8677	Washer (ø 3.7×ø 5)	31	M-23
10-004A-8677	Holder for Fixed Mes	25	H-4
10-006A-8677	Thread Catcher	25	H-6
10-020W-2700	Spring Washer For F-5	17	F-5-1
10-020W-2700	Washer (ø 4.5×ø 8)	31	M-33
10-021S-9677	Pivot Screw (M5×0.8)	25	H-20
10-030A-9577	Spring Hook For Thread Trimmer	25	H-30
10-031G-9577	Thread Trimming Return Spring	25	H-31
10-032A-9577	Joint Connection Stud	25	H-32
10-033C-7507	Nut for H-22	25	H-23
10-033C-7507	Nut for H-27	25	H-29
10-033C-7507	Nut for H-32	25	H-33
10-033C-7507	Nut (3/16" n = 32)	25	H-37
10-033C-7507	Nut (3/16" n = 32)	25	H-46
10-034S-7507	Pivot Screw (3/16" n = 32)	25	H-35
10-038A-9577	Thread Trimming Driving Base	25	H-38
10-039S-9577	Screw (M6×1.0)	25	H-39
10-040A-9577	Thread Trimming Rock Link	25	H-40
10-043R-9577	Rubber Cap (ø 10)	25	H-43
10-044A-9677	Thread Trimming Solenoid	25	H-60
10-044R-5607	Cushion Rubber	25	H-41-1
10-048A-9577	Thread Trimming Rock Link Stopper	25	H-48
10-049A-9577	Stopper Adjusting Body	25	H-49
10-051A-9577	Clutch Lever	25	H-51
10-052S-9577	Pivot Screw (15/64" n = 28)	25	H-52
10-054S-9577	Screw (15/64" n = 28)	25	H-54
10-058A-9577	Bracket for H-60	25	H-58
10-061S-9577	Screw (M3×0.5)	25	H-61
10-065A-9577	Cable Holder(3N)	7	A-59
10-065A-9577	Cable Holder(3N)	11	D-61
10-065A-9577	Cable Holder (3N)	25	H-68
10-067S-7507	Pivot Screw (3/16" n = 32)	25	H-45
10-108A-8677	Fixed Mes Cover	25	H-8
10-111A-8677	Moving Knife	25	H-10
10-113A-9577	Moving Knife Shaft	25	H-12
10-114A-8677	Collar for Moving Knife Shaft	25	H-13
10-116A-9577	Moving Knife Shaft Bushing	25	H-15
10-118A-9677	Moving Knife Shaft Crank(L)	25	H-17
10-120A-8677	Moving Knife Shaft Connecting Rod	25	H-19
10-125A-9577	Moving Knife Shaft Crank(R)	25	H-25

INDEX

Parts No.	Name of Parts	Page	Ref.No.
10-141A-9577	Thread Trimming Rocker Shaft	25	H-41
10-166A-7507	Thread Trimming Cam Roller	25	H-44
10-220A-8577	Joint for Moving Knife Shaft Crank	25	H-27
11-017S-7500	Nut for D-53	11	D-54
11-019M-2350	Tube for H-60	25	H-66
11-020A-2500	Magnetic Holder	11	D-60-
11-021S-2500	Screw For D-60-1	11	D-60-
11-022W-2500	Washer For D-60-1	11	D-60-
12-002A-9577	Button Case Cover	29	K-5
12-004R-9577	Insulated Rubber(B) for Switch	29	K-3
12-005A-2700	Button Support Shaft	29	K-8
12-005A-9577	Switch	29	K-1
12-006S-2700	Screw (B)	29	K-10
12-007C-2700	Nut	29	K-11
12-008G-2700	Button Shaft Spring	29	K-6
12-009C-9577	Button(B)- Red	29	K-2
12-103R-9577	Insulated Rubber(A)(C) for Switch	29	K-4
13-002C-9570	Stop Ring for D-1	11	D-2
13-017A-9570	Pulley	11	D-15
13-101A-9570	Middle Shaft	11	D-1
13-117A-967B	Stitch Length Control Ring	11	D-12
1-35-01-029	P/U Bracket	29	L-5
15-003S-9570	Screw (1/8" n=40)	27	I-6
15-020A-9570	Roller Rock Shaft Connecting Link	27	I-25
15-021A-9570	Needle Cage (L) For I-25	27	I-26
15-053S-5607	Screw (11/64" n=40)	7	A-11
15-053S-5607	Screw (11/64" n=40)	7	A-46
15-102A-9570	Plate for Needle Bar Guide Block	27	I-5
15-104A-9570	Needle Bar Guide Block	27	I-8
15-105A-9570	Needle Bar Rock Shaft	27	I-10
15-109A-9670	Front Bushing For I-10	27	I-14
15-114A-9670	Rear Bushing For I-10	27	I-19
15-118A-9570	Link For Needle Bar Lock Shaft	27	I-23
16-015C-9570	Stop Ring For I-25	27	I-44
16-018A-9570	Roller Driving Bar Ass'y	27	I-47
16-020W-9570	Washer (Ø 8.2 × t 0)	27	I-49
16-121A-9570	Roller Driving Shaft Crank (R)	27	I-50
17-437C-7907	Tube for A-50	7	A-52
20-040W-2516	Washer for (No.17)	39	P-20
40-002C-2350	E-Ring(Ø 8)	8	B-37
40-002C-2350	E-Ring(Ø 8)	9	C-3
40-001A-9677	Thread Tension Control Ass'y	7	A-41
40-002A-9670	Thread Tension Control Ass'y	7	A-42
40-002C-2350	E-Ring (Ø 8)	13	E-28
40-003A-9577	Thread Tension Control Ass'y	7	A-43
40-004A-9570	Thread Tension Control Ass'y	7	A-44
40-006A-9577	Tension Release Solenoid Ass'y (4)	7	A-50
40-109P-9570	Tension Releasing Shaft	7	A-45
41-101A-2700	Bobbin Winder Assembly	31	M-41
41-288G-7500	Return Spring for H-40	25	H-47
43-002A-9570	Bushing for E-52	15	E-53
43-005A-9570	Guide Bushing for E-5	15	E-56
43-008S-9570	Pivot Screw (M6×1.0)	15	E-59
43-009G-9570	Spring for E-58-1	15	E-60
43-010A-9570	Knee Lifter Connecting Bar	15	E-61
43-015S-9570	Screw (M6×1.0)	15	E-65
43-017A-9570	Knee Lifter Crank Spring Hook	15	E-67
43-018G-9570	Knee Lifter Crank Spring	15	E-68
43-019A-9570	Spring Hook plate	15	E-69
43-021A-9570	Knee Lifter Bar Ass'y	15	E-71
43-022A-9570	Support for Knee Lifter Bar	31	M-48

Parts No.	Name of Parts	Page	Ref.No.
43-023G-9570	Spring	31	M-49
43-024A-9570	Knee Lifter Bar Support Shaft	31	M-39
43-025S-9570	Screw (M4×0.7)	31	M-51
43-071A-9570	Presser Bar Lifter Moving plate	15	E-58-1
43-072A-9570	Pin (Ø 5×18.5)	15	E-58-2
43-073A-9570	Roller for E-58-2	15	E-58-3
43-101A-1600	Knee Lifting Pad Assembly	31	M-38
43-101A-9570	Presser Bar Lifter Crank	15	E-52
43-110C-3400	Crank For M-39	31	M-40
43-121A-9570	Knee Lifter Crank	15	E-62-1
43-122A-9570	Knee Lifter Crank Stud	15	E-62-2
44-001R-9570	Felt	11	D-59
44-001R-9570	Felt	13	E-31
44-001R-9570	Felt	21	G-43
44-001R-9570	Felt	37	O-65
44-003R-9570	Felt	27	I-7
44-004R-9570	Oil Supply Sponge for I-8	27	I-9
44-005R-9570	Felt	27	I-2
44-006G-9570	Holder for I-2	27	I-3
44-009R-9570	Felt	17	F-30
44-009R-9570	Felt	23	G-59
44-010R-9670	Felt for F-49	17	F-50
44-013A-9570	Oil Pan	31	M-25
44-021R-7400	Rubber Cap (Ø 10.5)	19	F-79
44-021R-7400	Rubber Cap(Ø 10.5)	23	G-96
44-021R-7400	Rubber Cap (Ø 10.5)	37	O-57
44-024M-7500	Felt (8×32)	7	A-22
44-024M-7500	Felt(8×24)	31	M-9
44-030M-8670	Opener Holder Felt	17	F-41
44-030M-8670	Opener Holder Felt	23	G-70
44-030M-8670	Opener Holder Felt	35	O-37
44-097C-7500	Nut for E-65	15	E-66
60-001A-9570	Belt Cover (L)	31	M-30
60-005A-9570	Belt Cover Support Bushing (L)	31	M-34
60-006A-9570	Belt Cover Support Bushing (S)	31	M-35
90-003A-8670	Head Rest	31	M-24
91-001C-1230	Accessory Bag	31	M-1
91-001C-2700	L Wrench (2mm)	31	M-13
91-001C-3800	L Wrench (4mm)	31	M-16
91-001C-8270	Head Cover	31	M-2
91-002C-1230	Driver (Large)	31	M-19
91-002C-2700	L Wrench (5mm)	31	M-17
91-002S-3400	Nail for M-25	31	M-26
91-003C-1230	Driver (Middle, Small)	31	M-20
91-003C-2700	L Wrench (3mm)	31	M-15
91-004C-2700	L Wrench (2.5mm)	31	M-14
91-007A-2302	Thread Stand Assembly	31	M-29
91-007C-7400	Needle Thread Inserting Guide	31	M-18
91-008A-7400	Thread Stand Assembly	31	M-28
91-011C-1230	Oil Tank	31	M-4
99-003M-9570	Inner Box	31	M-53
AS-005072-00	Hook Cover Ass'y	35	O-24
AS-005700-00	Roller Fixing Shaft (Ass'y)	39	P-2
AS-005993-00	Roller Edge Guide Ass'y	39	P-1
BR-000096-00	Upper Shaft Front Bearing	8	B-7
BR-000156-00	Needle Cage for B-44	8	B-45
CL-000082-00	Collar for C-32	9	C-52
CL-000082-00	Collar For I-10	27	I-12
CL-000082-00	Collar For I-30	27	I-39
CL-000131-00	Collar	39	P-16
GP-008028-00	Thread Take-up Lever	8	B-38-1

Parts No.	Name of Parts	Page	Ref.No.
GP-012888-00	Take up Lever Crank	8	B-44
GP-025331-00	Link Cam	8	B-2
GP-028242-00	Feed Rock Shaft Joint Clamp	9	C-40
GP-042659-00	Feed Cam Connecting Rod	9	C-27
GP-009202-00	Model Mark (KM-967-7)	7	A-25
GP-009213-00	Model Mark (KM-967)	7	A-26
GP-009214-00	Model Mark (KM-957-7)	7	A-27
GP-009217-00	Model Mark (KM-957)	7	A-28
GP-010086-00	Hook Cover-Non Trimming	19	F-70
GP-010086-00	Hook Cover-Non Trimming	23	G-87
GP-010087-00	Hook Cover-Trimming	19	F-69
GP-010087-00	Hook Cover-Trimming	23	G-86
GP-010181-01	Roller Foot Ass'y Bracket (Ø26)	13	E-46
GP-010476-00	Guide for E-46	13	E-48
GP-010485-01	Needle Plate (24mm)-Trimming	17	F-6
GP-010487-01	Auxiliary Needle Plate (Standard : 24mm)	17	F-8
GP-011114-01	Post (1.6/1.8mm)	19	F-80
GP-011447-00	Saddle Cover (C)	19	F-67
GP-011997-00	Saddle (L)-Trimming	17	F-12
GP-011999-00	Saddle (L)-Non Trimming	17	F-13
GP-012000-01	Saddle (R)-Trimming	17	F-14
GP-012001-00	Saddle (R)-Non Trimming	17	F-15
GP-013032-00	Roller Driving Shaft	27	I-30
GP-013033-00	Needle Plate - Trimming	21	G-31
GP-013214-02	Bushing (U) for F-29	17	F-20
GP-013214-02	Bushing (U) for G-58	23	G-51
GP-013215-04	Bushing (U) for F-49	17	F-18
GP-013216-01	Wheel Feed Driving Shaft	17	F-49
GP-013217-03	Hook Shaft (Eccentric Cam)	23	G-57
GP-013221-00	Saddle (R)-Trimming	23	G-47
GP-013229-00	Bushing (L) for F-49	17	F-22
GP-013234-00	Thread Take-up Lever Cover	7	A-13
GP-015081-01	Hook Shaft (Eccentric Cam)	17	F-28
GP-015583-00	Needle Guard (2.0mm)	15	E-76
GP-015950-01	Thread Trimming Cam	25	H-56
GP-016819-00	Belt Cover "C"	31	M-52
GP-016820-00	Belt Cover (R)	31	M-31
GP-018240-00	Gear Driving Shaft	37	O-58
GP-018916-00	Needle Plate Base	35	O-16
GP-018917-00	Gear Base	35	O-4
GP-018919-00	Gear Cover	37	O-67
GP-018920-01	Bed Cover	37	O-69
GP-018921-01	Gear Base Cover	35	O-9
GP-018923-02	Wheel Feed Shaft	35	O-30
GP-018924-00	Opener Stopper	37	O-55
GP-018925-00	Hook Shaft Upper Bushing	35	O-43
GP-018926-01	Hook Shaft Lower Bushing	37	O-45
GP-018927-00	Wheel Feed Positioning Plate	35	O-7
GP-018928-00	Wheel Feed	35	O-6
GP-018929-00	Middle Gear	35	O-11
GP-018930-00	Middle Gear Shaft	35	O-12
GP-018931-00	Needle Plate	35	O-18
GP-018933-01	Saddle	35	O-1
GP-020585-00	Model Mark (KM-957R)	7	A-63
GP-020646-00	Hook Shaft	35	O-27
GP-022450-00	Oil	31	M-3
GP-023182-00	Adjust Shaft (A)	39	P-14
GP-023183-00	Edge Guide Base	39	P-15
GP-023184-00	Adjust Shaft (B)	39	P-10
GP-023185-00	Return Spring Holder	39	P-11
GP-023186-00	Return Spring	39	P-12

INDEX

Parts No.	Name of Parts	Page	Ref.No.
GP-023187-00	Fixing Bracket	39	P-21
GP-023188-00	Fixing Screw for Roller	39	P-7
GP-023189-00	Roller (Large)	39	P-6
GP-023190-01	Roller Fixing Shaft	39	P-3
GP-023191-01	Roller (Small)	39	P-4
GP-023192-00	Guide Bracket	39	P-18
GP-024432-00	Gear Driving Shaft	11	D-47
GP-025255-00	Bushing (L) for F-29	17	F-24
GP-025255-00	Bushing (L) for G-58	23	G-53
GP-025627-01	Fixed Mes	25	H-1
GP-025627-01	Fixed Mes	31	M-22
GP-025632-00	Fixing Screw For Rdler(Small)	39	P-23
GP-025672-00	Needle Bar Frame Ass'y	27	I-52
GP-025672-01	Needle Bar Frame	27	I-1
GP-026297-00	Button Case (C)	29	K-9
GP-026757-00	Needle Plate (2.4mm)- Trimming	19	F-84
GP-026758-00	Needle Plate (2mm)- Trimming	19	F-85
GP-026771-00	Wheel Feed (3mm)	19	F-86
GP-026773-00	Wheel Feed Positioning Bar(3mm)	19	F-87
GP-027342-00	Post (Non TRIMMING)	19	F-82
GP-027388-00	Needle Plate (2mm)- Non Trimming	19	F-83
GP-027468-00	Presser Bar Lifter	15	E-54
GP-028241-00	Joint clamp For F-30	27	I-33
GP-029561-00	Opener Holder	35	O-38
GP-031773-00	Saddle Cover(D)	23	G-84
GP-031774-00	Hook Shaft Gear	23	G-76
GP-031774-00	Hook Shaft Gear (37183)	37	O-52
PN-000328-00	Pin for Adjusting Height of Feed Wheel	35	O-14
RI-000063-00	Stitch Length Control Ring	11	D-13
SC-000367-00	Screw (M6×1.0)	9	C-17
SC-0110-1230	Screw (15/64"n=28)	9	C-26
SC-0112-2302	Screw (9/32"n=28)	8	B-4
SC-0123-1230	Screw (9/32"n=28)	8	B-3
SC-0180-4111	Screw (11/64"n=40)	8	B-30
SC-0305-5607	Screw (3/16"n=32)	9	C-46
SC-0307-4122	Screw (3/16"n=32)	8	B-6
SC-0307-4122	Screw (3/16"n=32)	9	C-20
SC-0317-4517	Screw (15/64"n=28)	8	B-5
SC-0317-4517	Screw (15/64"n=28)	9	C-31
SC-0317-4517	Screw (15/64"n=28)	9	C-48
SC-0317-4517	Screw (15/64"n=28)	9	C-53
SC-0352-4515	Screw (3/16"n=28)	8	B-41
SC-0352-4515	Screw (3/16"n=28)	8	B-43
SC-0523-1230	Screw (11/64"n=40)	8	B-32
SC-0542-1230	Screw (11/64"n=40)	9	C-22
SC-0549-2125	Screw (1/8"n=40)	8	B-28
SC-A117-4417	Screw (1/4"n=40)	8	B-9
SC-A117-4417	Screw (1/4"n=40)	8	B-14
SC-A156-4118	Screw (9/64"n=40)	8	B-24
SC-A174-4122	Screw (11/64"n=40)	9	C-12
SC-A174-4122	Screw (11/64"n=40)	9	C-41
SC-A308-4517	Screw (1/4"n=40)	8	B-10
SC-A308-4517	Screw (1/4"n=40)	8	B-15
SC-A350-4515	Screw (1/8"n=40)	8	B-27
SN-0119-4000	Nut(3/16"n=28)	9	C-6
SC-000107-00	Screw (M3×P0.5, L4)	35	O-10
SC-000139-00	Screw (M6×P1.0, L8)	35	O-44
SC-000139-00	Screw (M6×P1.0, L8)	37	O-46
SC-000584-00	Screw (3/32"n=56)	35	O-19
SC-000585-00	Screw (M4×P0.7, L7)	35	O-8
SC-000586-00	Screw (M4×P0.7, L7.5)	35	O-13

Parts No.	Name of Parts	Page	Ref.No.
SC-000588-00	Screw (M5×P0.8, L7)	35	O-5
SC-000588-00	Screw (M5×P0.8, L=7.5)	39	P-19
SC-000590-00	Screw (M4×P0.7, L7.5)	35	O-17
SC-000749-00	Screw (M6×P1.0, L6)	39	P-13
SC-000749-00	Screw (M6×P1.0, L6)	39	P-17
SC-000750-00	Screw (M5×P0.8, L5)	39	P-9
SC-0101-4517	Screw (15/64"n=28)	27	I-15
SC-0104-5607	Screw (1/4"n=40)	11	D-14
SC-0105-4517	Screw (M4×0.7)	21	G-9
SC-0105-4517	Screw (1/8"n=40)	21	G-10-5
SC-0105-4517	Screw (M4×0.7)	21	G-13
SC-0105-4517	Screw (M4×0.7)	21	G-15
SC-0108-2350	Screw (M6×1.0)	7	A-40
SC-0108-2350	Screw (M6×P1.0, L15)	35	O-2
SC-0108-4113	Screw (M6×1.0)	11	D-46
SC-0108-4113	Screw (M6×1.0)	17	F-17
SC-0108-4113	Screw (M6×1.0)	21	G-2
SC-0108-4113	Screw (M6×1.0)	23	G-50
SC-0109-4113	Screw (M6)	27	I-24
SC-0110-4115	Screw (15/64"n=28)	27	I-13
SC-0119-4119	Screw (11/64"n=40)	25	H-59
SC-0150-4122	Screw (15/64"n=28)	11	D-16
SC-0161-8677	Screw (M5×0.8)	17	F-36
SC-0161-8677	Screw (M5×0.8)	23	G-65
SC-0161-8677	Screw (M5×P0.8)	35	O-36
SC-0162-4113	Screw (M5×0.8)	7	A-57
SC-0162-4113	Screw (M5×0.8)	25	H-18
SC-0162-4113	Screw (M5×0.8)	25	H-26
SC-0162-4113	Screw (M5×0.8)	25	H-50
SC-0164-2700	Screw (3/16"n=28)	15	E-55
SC-0164-2700	Screw (M5×0.8)	17	F-27
SC-0164-2700	Screw (M5×P0.8)	35	O-21
SC-0164-4517	Screw (M5×0.8)	21	G-18
SC-0164-4517	Screw (M5×0.8)	23	G-56
SC-0164-4517	Screw (M5×0.8)	25	H-14
SC-0175-4522	Screw (11/64 N40)	39	P-22
SC-0179-3710	Screw (11/64"n=40)	7	A-47
SC-0180-4111	Screw (11/64"n=40)	13	E-15
SC-0183-4122	Screw (15/64"n=28)	13	E-20
SC-0183-4122	Screw (15/64"n=28)	15	E-70
SC-0189-380A	Screw (11/64"n=40)	25	H-5
SC-0211-4113	Screw (M4×0.7)	25	H-11
SC-0302-4114	Screw (11/64"n=40)	17	F-11
SC-0302-4114	Screw (11/64"n=40)	21	G-33
SC-0307-4122	Screw (3/16"n=32)	7	A-8
SC-0307-4122	Screw (3/16"n=32)	15	E-63
SC-0307-4122	Screw (3/16"n=32)	27	I-29
SC-0307-4122	Screw (3/16"n=32)	27	I-46
SC-0307-4122	Screw (3/16"n=32)	27	I-51
SC-0317-2700	Screw (15/64"n=28)	27	I-40
SC-0317-4517	Screw (15/64"n=28)	11	D-21
SC-0317-4517	Screw (15/64"n=28)	11	D-24
SC-0317-4517	Screw (15/64"n=28)	11	D-28
SC-0317-4517	Screw (15/64"n=28)	11	D-36
SC-0317-4517	Screw (15/64"n=28)	11	D-39
SC-0317-4517	Screw (15/64"n=28)	13	E-6
SC-0317-4517	Screw (15/64"n=28)	15	E-57
SC-0317-4517	Screw (15/64"n=28)	17	F-19
SC-0317-4517	Screw (15/64"n=28)	19	F-62
SC-0317-4517	Screw (15/64"n=28)	21	G-21
SC-0317-4517	Screw (15/64"n=28)	21	G-23

Parts No.	Name of Parts	Page	Ref.No.
SC-0317-4517	Screw (15/64"n=28)	23	G-52
SC-0317-4517	Screw (15/64"n=28)	23	G-54
SC-0317-4517	Screw (M6×1.0)	23	G-79
SC-0317-4517	Screw (15/64"n=28)	25	H-42
SC-0337-2350	Button Support Screw	29	K-7
SC-0352-4515	Screw (3/16"n=28)	13	E-2
SC-0352-4515	Screw (3/16"n=28)	13	E-11
SC-0352-4515	Screw (3/16"n=28)	25	H-16
SC-0365-4118	Screw (9/64"n=40)	7	A-60
SC-0365-4118	Screw (9/64"n=40)	11	D-62
SC-0365-4118	Screw (9/64"n=40)	13	E-18
SC-0365-4118	Screw (9/64"n=40)	19	F-78
SC-0365-4118	Screw (9/64"n=40)	23	G-95
SC-0365-4118	Screw (9/64"n=40)	25	H-69
SC-0365-4118	Screw (9/64"n=40)	25	H-72
SC-0502-2302	Screw (9/64"n=40)	7	A-14
SC-0502-2302	Screw (9/64"n=40)	25	H-2
SC-0517-4119	Screw (1/8"n=44)	19	F-64
SC-0517-4119	Screw (1/8"n=44)	19	F-68
SC-0517-4119	Screw (1/8"n=44)	21	G-30
SC-0517-4119	Screw (1/8"n=44)	23	G-81
SC-0517-4119	Screw (1/8"n=44)	23	G-85
SC-0519-2302	Screw (9/64"n=40)	7	A-23
SC-0523-1230	Screw (3/16"n=28)	7	A-30
SC-0523-1230	Screw (3/16"n=28)	7	A-34
SC-0531-4125	Screw (9/64"n=40)	7	A-49
SC-0531-4125	Screw (9/64"n=40)	7	A-56
SC-0536-7500	Screw (3/32"n=56)	7	A-21-2
SC-0543-2302	Screw (11/64"n=40)	17	F-2
SC-0543-2302	Screw (11/64"n=40)	27	I-4
SC-0543-4525	Screw (11/64"n=40)	31	M-32
SC-0548-7400	Screw (3/16"n=32)	7	A-35
SC-0549-2125	Screw (1/8"n=44)	19	F-73
SC-0549-2125	Screw (1/8"n=44)	23	G-90
SC-0549-2125	Screw (1/8"n=44)	35	O-23
SC-A117-4417	Screw (1/4"n=40)	11	D-5
SC-A117-4417	Screw (1/4"n=40)	11	D-10
SC-A117-4417	Screw (1/4"n=40)	11	D-31
SC-A117-4417	Screw (1/4"n=40)	11	D-42
SC-A121-4122	Screw (3/32"n=56)	25	H-7
SC-A131-4522	Screw (1/8"n=44)	17	F-39
SC-A131-4522	Screw (1/8"n=44)	23	G-68
SC-A131-4522	Screw (1/8"n=44)	35	O-40
SC-A170-4122	Screw (9/64"n=40)	7	A-32
SC-A170-4122	Screw (9/64"n=40)	7	A-38
SC-A170-4124	Screw (9/64"n=40)	19	F-66
SC-A170-4124	Screw (9/64"n=40)	19	F-71
SC-A170-4124	Screw (9/64"n=40)	23	G-83
SC-A170-4124	Screw (9/64"n=40)	23	G-88
SC-A170-4124	Screw (9/64"n=40)	25	H-9
SC-A170-4124	Screw (9/64"n=40)	35	O-25
SC-A174-4122	Screw (11/64"n=40)	7	A-10
SC-A174-4122	Screw (11/64"n=40)	7	A-20
SC-A174-4122	Screw (11/64"n=40)	17	F-5
SC-A174-4122	Screw (11/64"n=40)	17	F-43
SC-A174-4122	Screw (11/64"n=40)	23	G-72
SC-A174-4122	Screw (11/64"n=40)	27	I-34
SC-A174-4122	Screw (11/64"n=40)	37	O-56
SC-A308-4517	Screw (1/4"n=40)	11	D-6
SC-A308-4517	Screw (1/4"n=40)	11	D-11
SC-A308-4517	Screw (1/4"n=40)	11	D-32

