



---

# **PARTS BOOK**

---

## **SJS/A-PS/A** **SJS/A-PS/B**

Direct Drive, Automatic Jeans  
Pocket Setter Sewing Machine

PME-091116

# Information

## A. Parts Book 구성

### Structure of Part Book

① **A** Arm, Bed & Machine Body Mechanism  
팔, 침대 및 의장품 관계

②

③

④ ⑤ ⑥ ⑦ ⑧ ⑨

Ref. No.	Parts No.	Note	Name of Parts	품명	Q'ty	Assembly No.
A-1	01-12841-03		Arm	어ーム	1	
A-2	01-10073-06		Bed	침대	1	
A-4	01-02120-00		Face Plate	면판	1	
A-5	01-02044-12H		Face Plate Gasket	면판 가스켓	1	
A-6	01-1174-4122		Screw(L) 1/84*mm2	볼트	10	
A-7	01-11011-123D		Rubber Cap For Face Plate	면판 고무캡	2	
A-9	01-00194-123D		Caution S/Screw	경고 스크류	1	
A-8	01-011973-00		Thermap Layer Cover	보온층 피막	1	
A-10	01-02020-123D		Screw(S) 1/84*mm2	볼트(S) 1/84*mm2	1	
A-11	01-01746-00		Bed Cover(L)	침대 커버(좌)	1	
A-12	01-01441-123H		Bed Cover Gasket(L)	침대 커버 가스켓(좌)	1	
A-13	01-02643-123D		Screw(L) 1/84*mm2	볼트(L) 1/84*mm2	14	
A-13-1	45-0244-1000		Washer	와셔	2	
A-14	01-01750-00		Bed Cover(S)	침대 커버(중)	1	
A-15	01-01744-123H		Bed Cover Gasket(S)	침대 커버 가스켓(중)	1	
A-16	440211-100H		Tank Rubber Cap	수조용 고무캡	1	
A-17	01-0274-123D		Thread Guide with Three Poles	세극용 실선지(3극)	15Set	
A-19	01-02101-123D		Thread Guide(L)	실선지(좌)	1	
A-20	01-02102-123D		Thread Guide(R)	실선지(우)	3	
A-21	01-01000-123D		Thread Guide(S)	실선지(중)	1	
A-22	01-01643-00		Arm Thread Guide Assy	어ーム 실선지 실리(조)	1	
A-23	11-01750-750D		Nut	너트	1	
A-24	01-02101-123H		Thread Guide(L)	실선지(좌)	1	
A-25	010270-100H		Silicon Tank Assy	실리콘 탱크 어셈블리	15Set	
A-26	010206-100H		Silicon Tank	실리콘 탱크	1	
A-27	010206-100H		Silicon Oil Window	실리콘 유창창	1	
A-28	010240-100H		Silicon Part	실리콘 부품	1	
A-29	01-13051-00		Part for Silicon Oil Supply	실리콘 공급용 부품	1	
A-30	01-01643-00		Screw(L) 1/84*mm2	볼트(L) 1/84*mm2	1	
A-31	04-0411-123D		Arm Upper Part Rubber Cap	어ーム 상부 고무 캡	2	
A-33	04-0210-123H		Needle Bar Rubber Cap	바늘봉 고무 캡	4	
A-34	01-04310-442L		Rubber Cap(L)	고무캡(좌)	4	
A-35	44-02111-7400		Rubber Cap(S)	고무캡(중)	7	
A-36	01-01750-123H		Bed Rubber	침대 고무	1	
A-37	01-01917-00		Welder (Sticker)(R)	접착 스티커-우측용	1	
A-38	01-01918-00		M Welder (Sticker)(L)	접착 스티커-중/좌용	1	
A-39	01-01919-00		L Welder (Sticker)(L)	접착 스티커-좌측용	1	
A-40	01-01920-00		K Welder (Sticker)(R)	접착 스티커-우측용	1	
A-41	01-01110-123H		Tap Cover	타프 커버	2	
A-42	01-0514-123H		Tap Cover	타프 커버	1	
A-43	41-014-123H		Silobin Winder Assy	실리(조)	15Set	
A-44	41-02011-100H		Silobin Winder (Base Assy)	실리(베이스 조)	1	
A-45	41-0205A-123H		Silobin Winder (Shaft)	실리(샤프트)	1	
A-46	01-02060-00	S. Other	Sticker(S)	스티커 (중/좌측용)	1	
A-47	01-02070-750D		Screw(S)	볼트(S)	1	
A-48	41-02061-100H		Silobin Winder	실리(제품)	1	
A-49	01-0104-550T		Screw(L) 1/84*mm2	볼트(L)	2	
A-50	41-02062-100H		Silobin Winder Action Ring	실리(작용링)	1	
A-51	41-02063-100H		Silobin Winder (Shaft) Rubber Ring	실리(샤프트) 고무링	1	
A-52	41-02100-100H		Silobin Winder (Shaft)	실리(샤프트)	1	
A-53	41-02110-100H		Silobin Winder Adjusting Plate	실리(조정판)	1	
A-54	01-01100-123D		Screw(L) 1/84*mm2	볼트(L)	1	
A-55	01-01194-123D		Washer	와셔	1	
A-56	41-02110-100H		Silobin Winder (Shaft)	실리(샤프트)	1	
A-57	41-02140-100H		Silobin Winder Adjusting Term	실리(조정판)	1	
A-58	01021500-4113		Screw(M) 1/84*mm2	볼트(M)	1	

Note: P=Heavy Material(중질재), M=Medium Material(중질재), N=Non-Pneumatic Heavy Material(중질재)  
L=Light Material(저질재), K=Roll Material(롤재), EL=Large Shruble Piece(대 사이즈 부품)

①: 관계 별 고유 코드

Unique code by mechanism

②: 관계 별 고유 명칭

Unique name by mechanism

③: 관계도

Explode view

④ Ref.No.: 파트별 고유 식별 번호

Unique identification number by part

⑤ Parts No.: 고유 제품 코드

Unique Product code

Ex)

구분 Category	Code	비고 remarks
구 부품 Old part	01-030C-1230	
신 부품 New Part	AS-000000-00	조(組) 파트 Set parts
	GP-000000-00	기구적 파트 Instrumental parts
	EP-000000-00	전기적 파트 Electrical parts

⑥ Note: 공지사항 표기 및 메모

Refers to notice and memo

⑦ 품

명: 파트의 고유 품명

Name of Part: Unique name of parts

⑧ Q'ty : 파트의 수량

The number of parts

⑨ Assembly no.: 조(組) 파트의 식별 번호

Unique identification number by set part

# Warning

1. 조에 속한 파트는 개별 조립 시 제품의 파손 또는 재봉 불량 발생될 수 있어 해당 파트에 대한 주문 시에는 조 품목으로만 구입이 가능합니다.
2. 본 책자는 Parts Book으로 제작되었으므로 매뉴얼로 사용 불가합니다.
3. 사전 예고 없이 사양이 변경 될 수도 있습니다.

1. The parts classified as ass'y items may cause damage to the machine or bad sewing when they are separately assembled. Hence, when they are ordered, they can be purchased as ass'y items only.
2. This is a parts book. It cannot be used as a manual.
3. Parts are Subject to change in Design Without Prior Notice.

SJS / A - PS / A

Sunstar Jean System

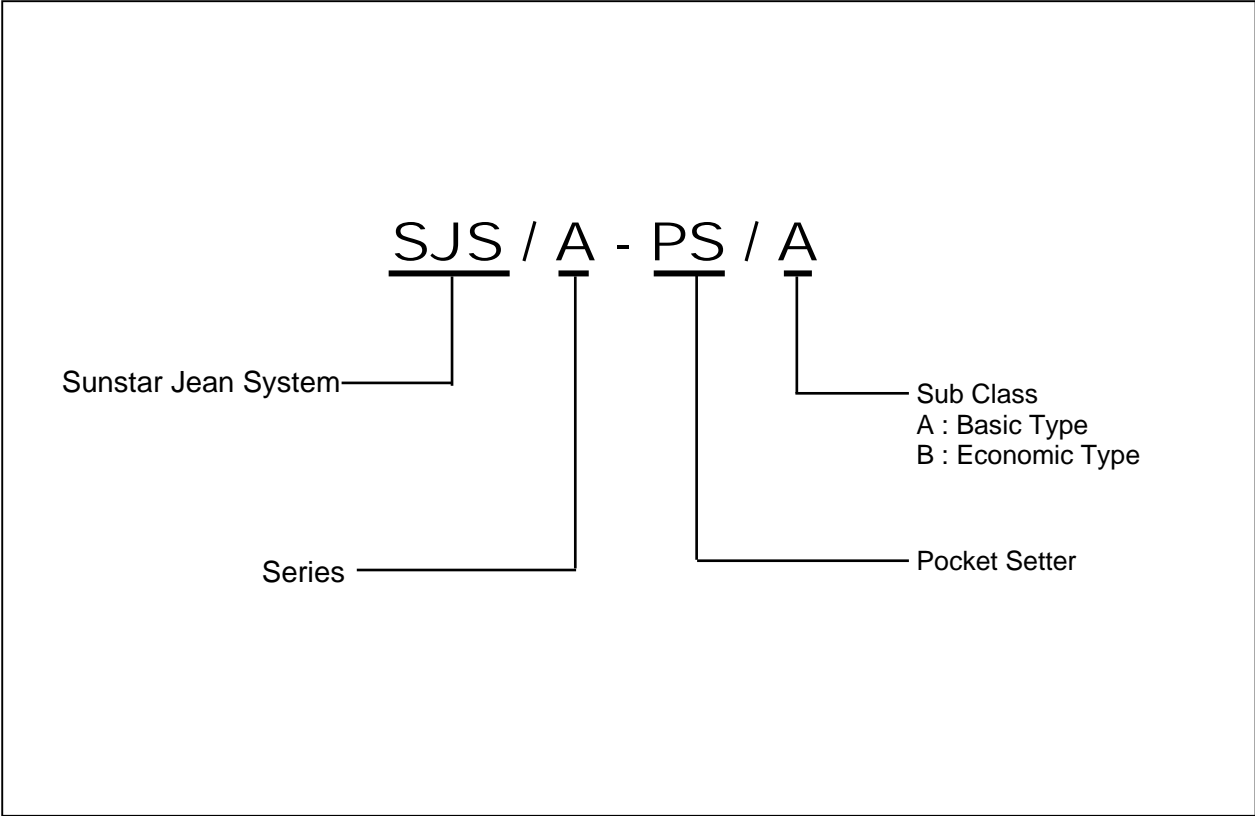
Series

Sub Class

A : Basic Type

B : Economic Type

Pocket Setter



# CONTENTS

## 목 차

A	Machine Body Mechanism 외장 관계	●	8
B	Upper Shaft, Thread Take-Up Lever, Needle Bar Mechanism 상축, 실채기, 바늘대 관계	●	12
C	Presser Foot Mechanism 누름대 관계	●	14
D	Bobbin Winder Mechanism 실감기 관계	●	18
E	Lower Shaft & Feed Lifting Shaft Mechanism 하축 및 들대 관계	●	20
F	Thread Adjusting Mechanism 실 조절 관계	●	22
G	Lubrication Mechanism 급유 관계	●	24
H	Thread Trimmer Mechanism 사절 관계	●	26
I	X-Moving Mechanism X-이송 관계	●	28
J	Y-Moving Mechanism Y-이송 관계	●	32
K	Stacker Mechanism 스태커 관계	●	36
L	Body, Table, Cover Mechanism 바디, 테이블, 커버 관계	●	40
M	Clamp Mechanism 클램프 관계	●	44
N	Moving Mechanism 이송 관계	●	48
O	Air Control Mechanism 공압 관계	●	52
P	Control Box Mechanism 컨트롤 박스 관계	●	54
Q	AMP Box Mechanism AMP 박스 관계	●	58
R	Operation Box Mechanism 오퍼레이션 박스 관계	●	62
S	Transformer Box & Laser Point Mechanism (Option) 트랜스포머 박스 & 레이저 포인트 관계 (선택사양)	●	64
S1	Upper Thread Holding Device Mechanism (Option) 윗실 홀딩 장치 관계 (선택사양)	●	66
S3	General Pattern Mechanism (Option) 일반 패턴 관계 (선택사양)	●	68

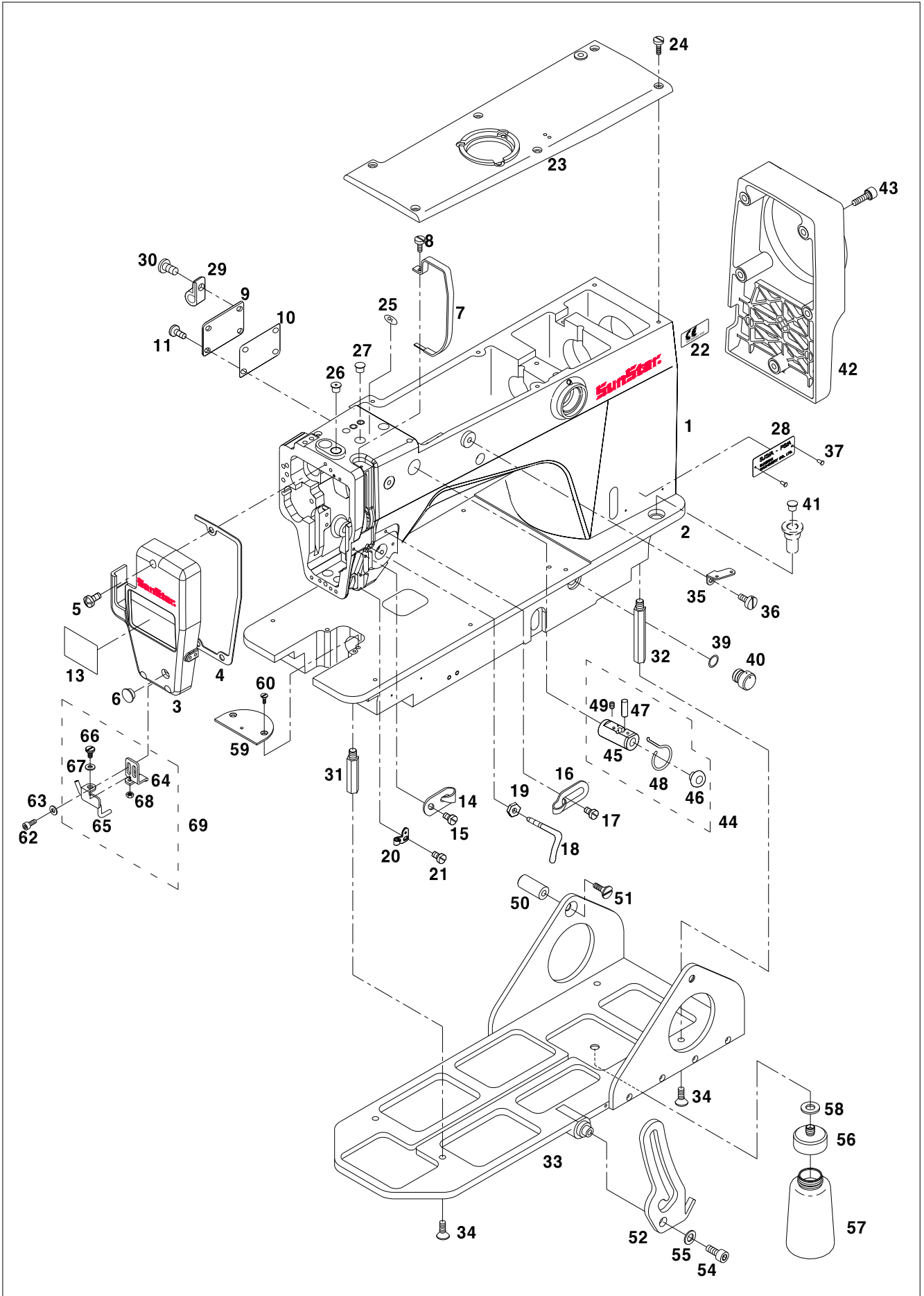


T	Accessories Mechanism 액세서리 관계	●.....	70
U	Gauge Mechanism 게이지 관계	●.....	72
V	Exclusive Part for SJS/A-PS/B SJS/A-PS/B 전용 부품 관계	●.....	74
W	Cable Mechanism 케이블 관계	●.....	76
	Index 인덱스	●.....	80

# A

## Machine Body Mechanism

외장 관계



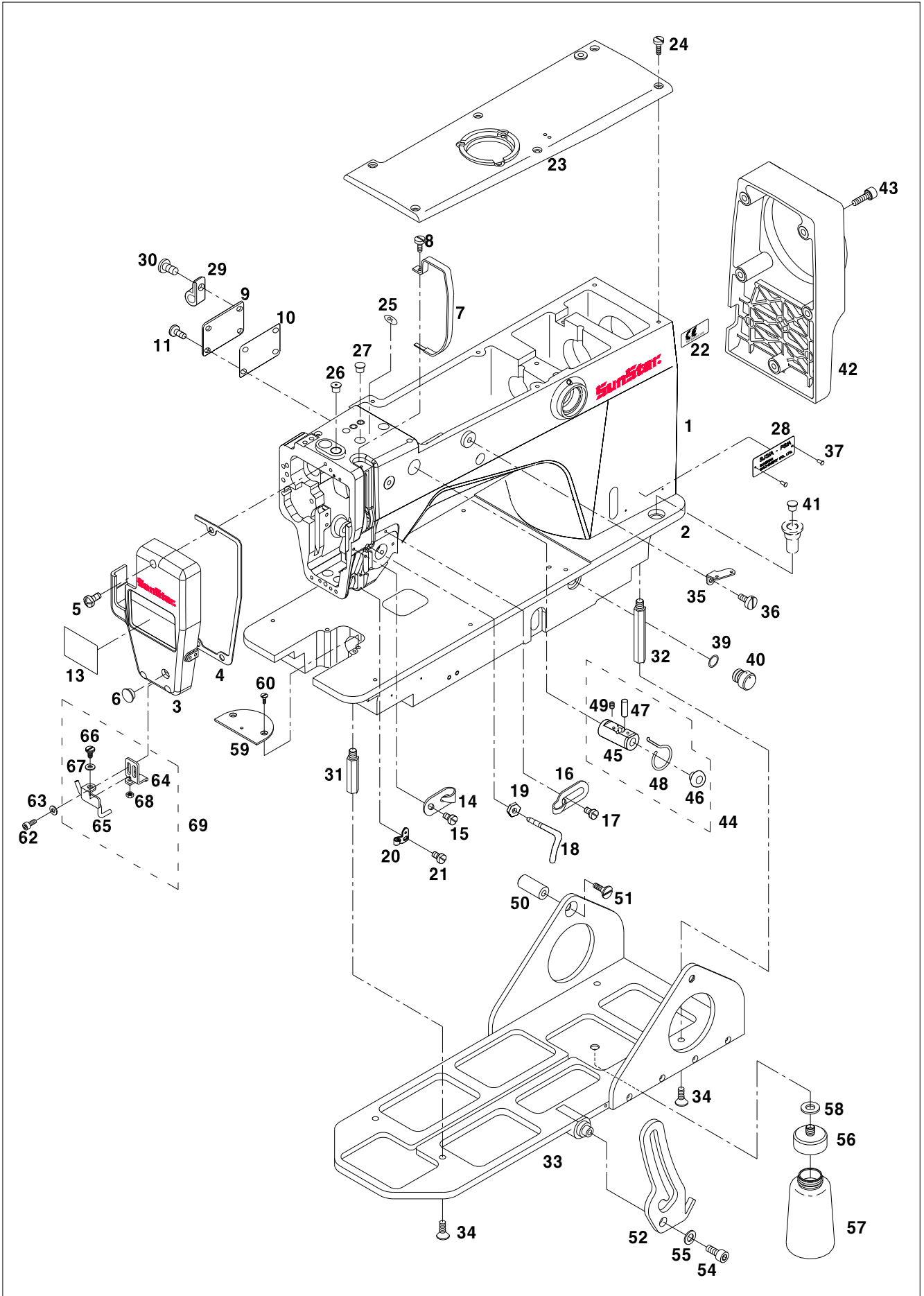


Ref. No.	Parts No.	Note	Name of Parts	품명	Q'ty	Assembly No.
A-1	GP-014168-02		Arm	암	1	
A-2	GP-014169-01		Bed	베드	1	
A-3	GP-016424-02		Face Cover	면판	1	
A-4	GP-023705-00		Gasket for Face Plate	면판가스켓	1	
A-5	SC-0174-1230		Screw (11/64" n=40)	면판고정나사(11/64" n=40)	3	
A-6	01-110R-1230		Rubber Cap For Face Plate	면판고무마개	1	
A-7	GP-014088-00		Thread Take up Lever Cover	실채기커버	1	
A-8	SC-0528-1230		Screw (9/64" n=40)	실채기커버침나사(9/64" n=40)	1	
A-9	01S013S-306H		Left Cover	좌측커버	1	
A-10	01S014S-306H		Left Cover Gasket	좌측커버 가스켓	1	
A-11	SC-0543-2302		Screw (11/64" n=40)	좌측커버 고정나사(11/64" n=40)	3	
A-13	91-001M-120D		Warning Sticker	경고 스티커	1	
A-14	01-027A-3800		Thread Guide(L)	실안내 좌	1	
A-15	SC-0529-1230		Screw(9/64" n=40)	실안내 좌 고정나사(9/64" n=40)	1	
A-16	01S031S-306H		Thread Guide(R)	실안내 우	1	
A-17	SC-0529-1230		Screw(9/64" n=40)	실안내 우 고정나사(9/64" n=40)	1	
A-18	01S033S-306H		Arm Thread Guide	암 실안내 걸이	1	
A-19	-		Arm Thread Guide Nut	암 실안내 걸이 고정 너트	1	
A-20	01-121A-8150		Arm Thread Guide(L)	실안내 (하)	1	
A-21	SC-0529-1230		Screw(9/64" n=40)	실안내 (하) 고정나사(9/64" n=40)	1	
A-22	GP-018205-00		CE Mark	CE 마크	1	
A-23	GP-014091-00		Top Cover	윗뚜껑	1	
A-24	02015SC-7113		Screw(M4×P0.7)	윗뚜껑 고정나사(M4×P0.7)	1	
A-25	GP-002020-00		Oil Sticker	오일스티커	1	
A-26	04-003R-1600		Needle Bar Rubber Cap	바늘대 상붓싱 마개	1	
A-27	04-104R-1230		Arm Upper Part Rubber Cap	암 상부 고무마개(d=12)	3	
A-28	GP-024920-00		Model Mark	모델마크	1	
A-29	01-011C-2350		Cable Holder	케이블 홀더 (5N)	1	
A-30	02015SC-7113		Screw	케이블 홀더 침나사	3	
A-31	GP-014001-00		Bed Support(F)	베드받침(전)	2	
A-32	GP-014002-00		Bed Support(R)	베드받침(후)	2	
A-33	GP-013930-01		Bed Support Bracket	베드받침 브라켓	1	
A-34	SC-000693-00		Screw(M6×L20)	베드받침 고정나사(M6×L=20)	4	
A-35	01S027S-306H		Thread Guide	실안내 B	1	
A-36	SC-0202-5050		Screw(15/64"n=28)	침나사(15/64"n=28)	1	
A-37	01-035P-7400		Pin	기번판 핀	4	
A-39	RI-000024-00		O-Ring (P9)[Ø8.8×Ø12.6, W=1.9]	공기배출붓싱 O링	1	
A-40	GP-000755-00		Air Discharging Bushing	공기배출붓싱	1	
A-41	04-104R-1230		Rubber Cap (S)	고무마개(S)	1	
A-42	GP-024052-01		Motor Cover	모터커버	1	
A-43	14002SC-7113		Screw [M6, L=15]	모터커버 고정나사(M6, L=15)	4	
A-44	01S037S-306H		Silicon Tank Ass'y	실리콘 급유탱크(조)	1Set	
A-45	01S038S-306H		Silicon Tank	실리콘 탱크	1	
A-46	01S039S-306H		Silicon Oil Window	실리콘 유창	3	
A-47	GP-039145-01		Silicon Felt	실리콘 펠트	1	
A-48	GP-013053-00		Felt Holder for Silicon Oil Supply	실리콘 오일공급 펠트 잡이	3	
A-49	SC-0164-2700		Screw(11/64"n=40)	고정나사 (11/64" n=40)	1	
A-50	PN-000221-00		Bed hinge Cylindrical Pin	베드 힌지 원통형 핀	2	
A-51	SC-000692-00		Screw [M8×L20]	베드 힌지 고정나사(M8×L=20)	2	
A-52	GP-013922-00		Bed Guide	베드 가이드	1	
A-54	SC-000695-01		Screw [M6×L10]	베드 가이드 고정나사(M6×L=10)	1	
A-55	15077SW-2111		Washer	베드 가이드 고정와셔	1	
A-56	GP-016604-00		Oil Can cover	오일통 마개	1	
A-57	91-002C-7400		Oiler	유차병	1	
A-58	WS-000234-00		Rubber Washer	오일통 고무와셔	1	
A-59	GP-014092-01		Needle Plate	침판	1	
A-60	SC-000568-00		Screw	침판 침나사	2	

# A

## Machine Body Mechanism

### 외장 관계

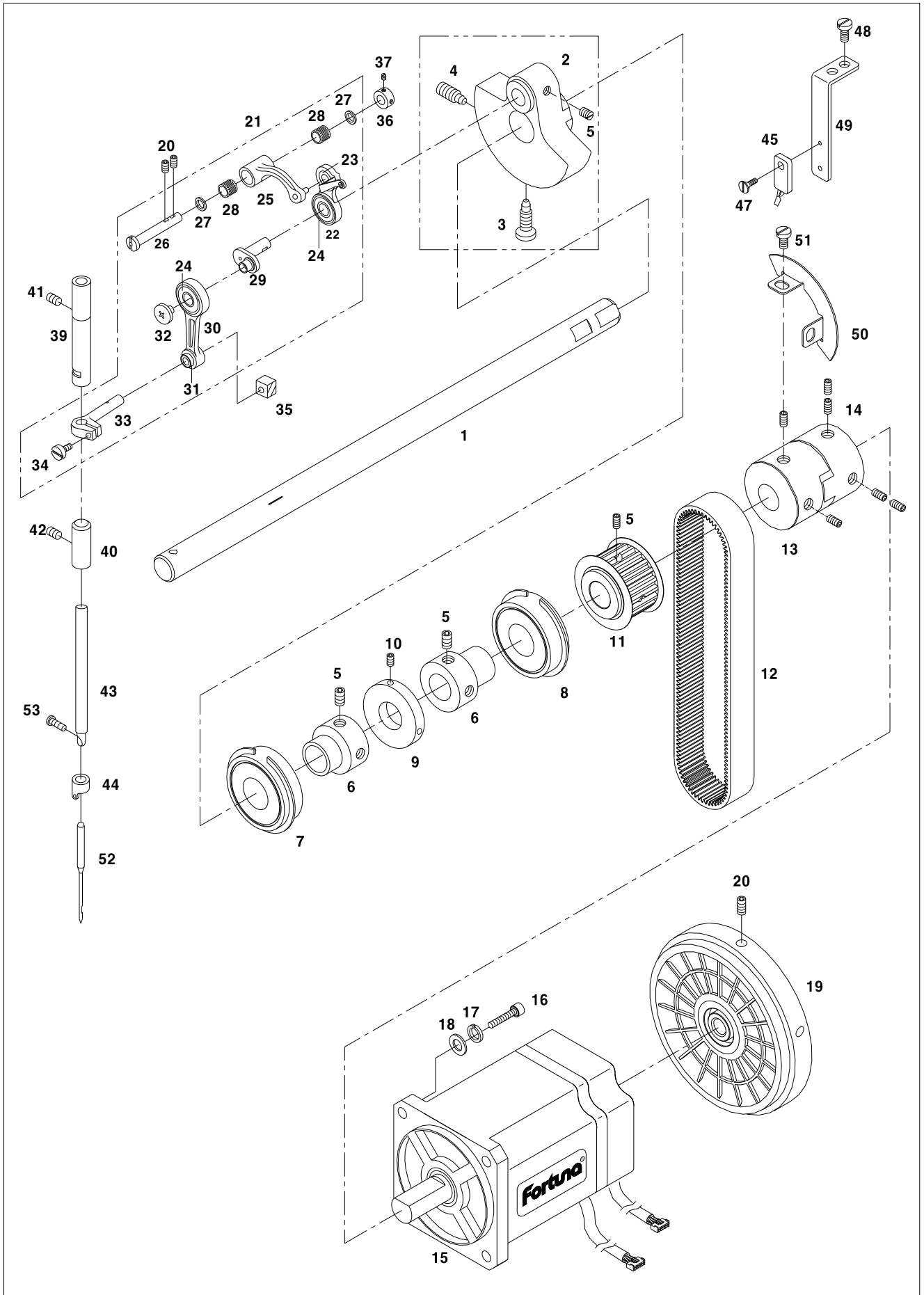




# B

## Upper Shaft, Thread Take-UP Lever, Needle Bar Mechanism

상축, 실채기, 바늘대관계

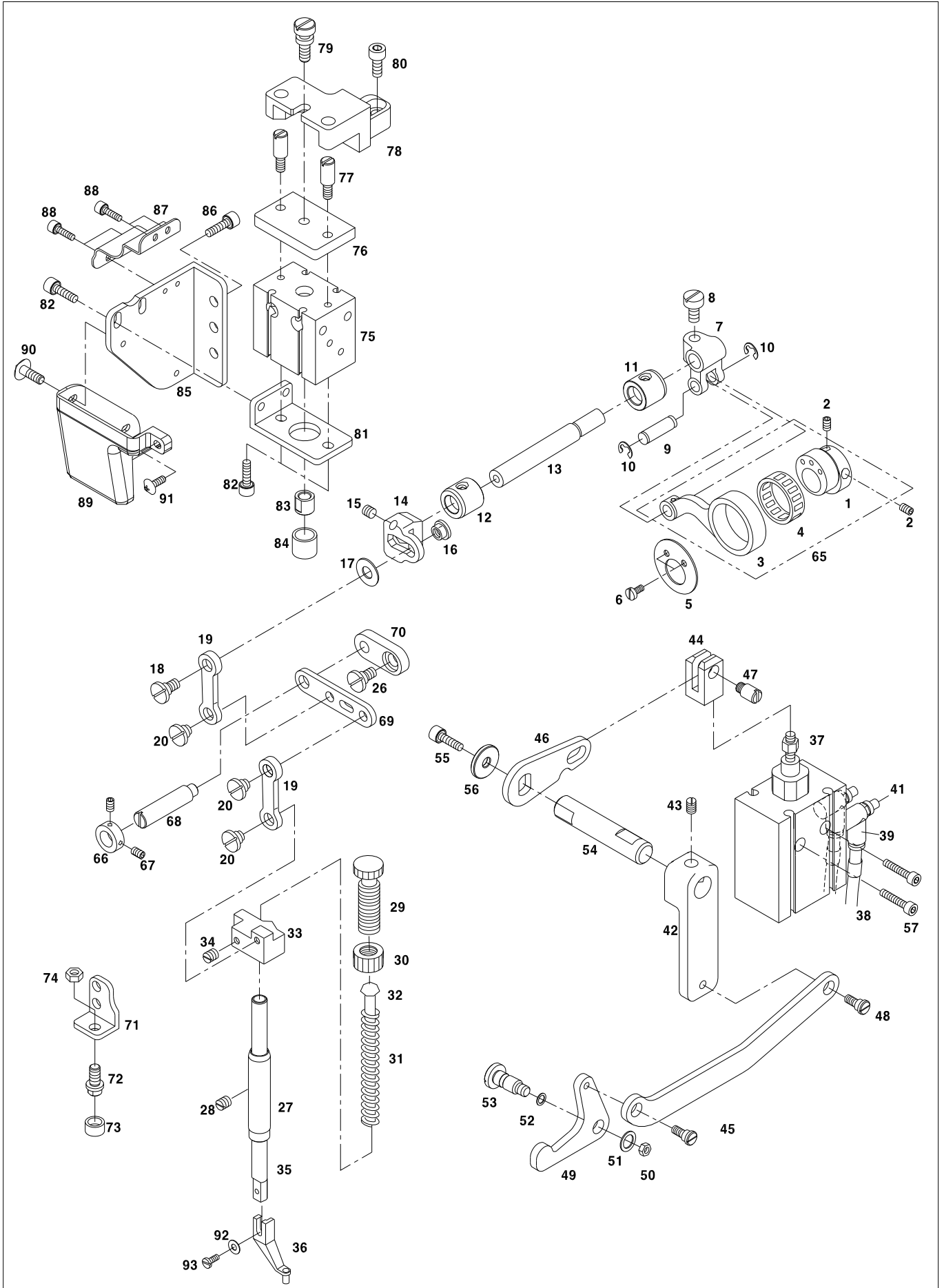




# C

## Presser Foot Mechanism

### 누름대 관계



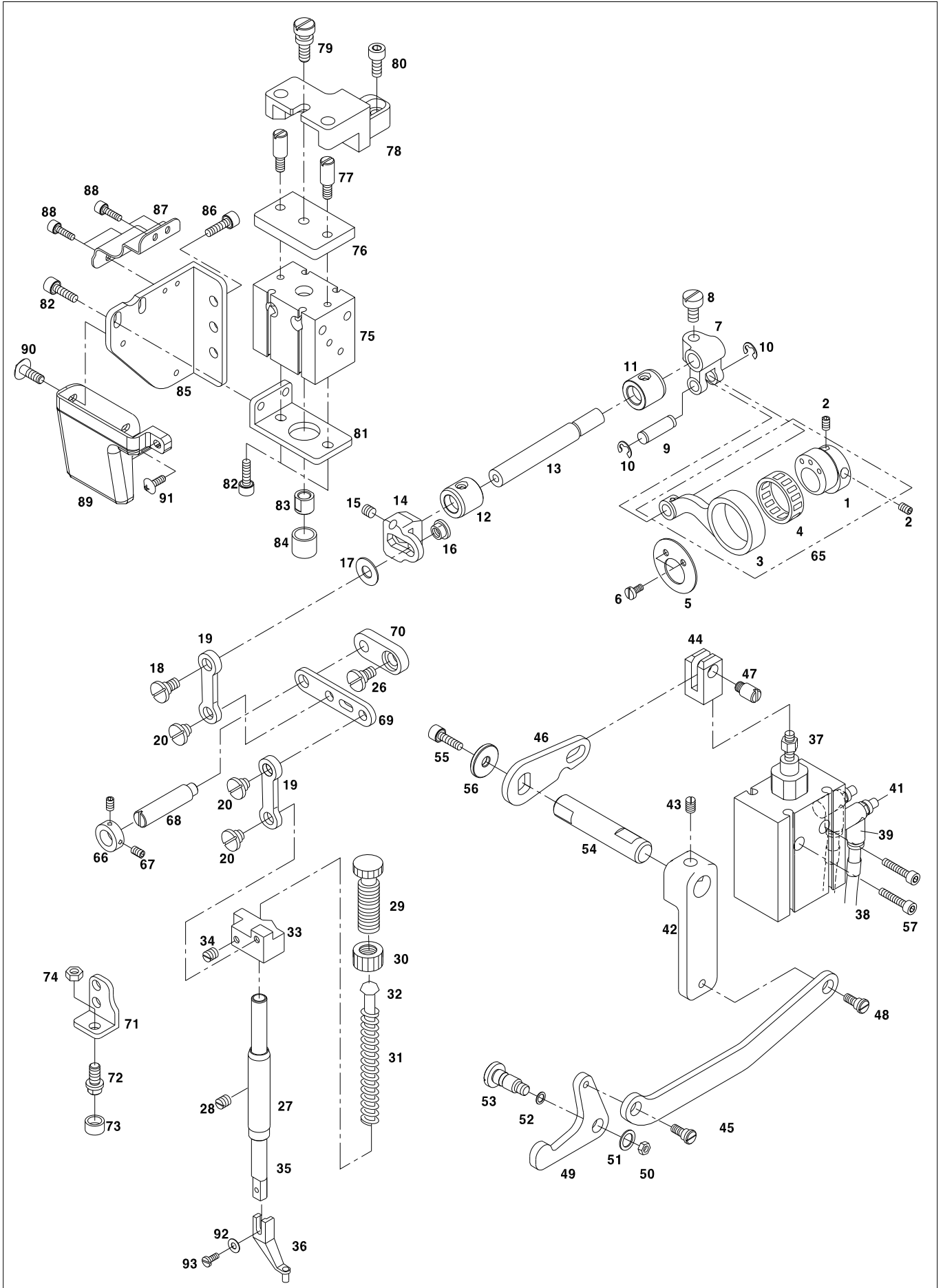


Ref. No.	Parts No.	Note	Name of Parts	품 명	Q'ty	Assembly No.
C-1	GP-013913-00		Presser Cam	노루발 구동캠	1	
C-2	SC-A308-4517		Screw(1/4"n=40)	노루발 구동캠 체결나사	2	
C-3	GP-013911-01		Presser Cam Connection Rod	노루발 구동캠 연결샤프트	1	
C-4	BR-000028-00		Needle Cage	노루발 구동캠 연결샤프트 니들케이지	1	
C-5	GP-022120-00		Bearing Cover	노루발구동캠베어링커버	1	
C-6	05007SC-7113		Screw	노루발구동캠베어링커버 체결나사	2	
C-7	05S037S-306H		Presser Fork Crank	노루발 포크 크랭크	1	
C-8	SC-0150-2500		Screw	노루발 포크 크랭크 고정나사	1	
C-9	05S039S-306H		Presser Cam Connection Rod Pin	노루발 구동캠 연결샤프트 핀	1	
C-10	04-009C-3710		E-Ring	샤프트 연결 E링	2	
C-11	GP-023647-00		Presser Shaft Bushing A	노루발 구동축 붓싱 A	1	
C-12	GP-023648-00		Presser Shaft Bushing B	노루발 구동축 붓싱 B	1	
C-13	05S143S-306H		Presser Shaft	노루발 구동축	1	
C-14	05S144S-306H		Presser Adjusting Arm	노루발 조절 암	1	
C-15	SC-0110-1230		Screw	노루발 조절 암 체결나사	1	
C-16	SN-000085-00		Presser Adjusting Arm Nut	노루발 조절 암 조절 너트	1	
C-17	05S047S-306H		Washer	노루발 조절 암 조절 와셔	1	
C-18	GP-023632-00		Stud Screw(15/64" n=28)	노루발 조절 암 단나사	1	
C-19	05S149S-306H		Presser Link	노루발 링크	2	
C-20	05S050S-306H		Presser Link Stud Screw(1/4" n=40)	노루발 링크 단나사	3	
C-26	05S052S-306H		Position Link Hinge Screw	위치 링크 고정 단나사	1	
C-27	GP-023866-00		Bushing	누름대 붓싱	1	
C-28	SC-000722-00		Screw(11/64"n=40)	누름대 붓싱 고정나사	1	
C-29	SC-0339-1230		Presser Adjusting Screw	압력 조절나사	1	
C-30	05-002C-2500		Nut For Presser Adjusting Screw	압력 조절나사 체결너트	1	
C-31	05S061S-306H		Presser Adjusting Spring	압력 조절 스프링	1	
C-32	05S062S-306H		Presser Adjusting Bar	압력 조절 봉	1	
C-33	GP-036623-00		Presser Bar Holder	누름대 잡이	1	
C-34	SC-0174-1230		Screw	누름대 잡이 고정나사	1	
C-35	05-101A-1230		Presser Bar	누름대	1	
C-36	GP-036632-00		Presser Foot	노루발	1	
C-37	GP-001850-00		Presser Foot Cylinder	노루발 실린더	1	
C-38	05A039S-811H		Urethane Hose (Ø4)	우레탄 호스 (D=4)	-	
C-39	49A003S-811H		Hose Elbow	호스엘보우	2	
C-41	05A040S-811H		Speed Controler	스피드 컨트롤러	2	
C-42	GP-000518-00		Connecting Link for Presser Foot Cylinder	노루발 올림 실린더 연결 링크	1	
C-43	SC-A308-4517		Screw	노루발 올림 실린더 연결 링크 고정나사	2	
C-44	GP-034356-00		Cylinder Knuckle	노루발 실린더 너클	1	
C-45	GP-000475-00		Connecting Rod for Presser foot	노루발 실린더 연결 샤프트	1	
C-46	GP-000515-00		Connecting Rod for Presser foot cylinder	노루발 실린더 연결 링크	1	
C-47	GP-034357-00		Stud for Cylinder Knuckle	노루발 실린더 너클 축	1	
C-48	SC-000382-00		Stud for Presser Link	노루발 링크 단나사	1	
C-49	05A046S-811H		Lift Link of Presser Foot	노루발 올림 링크	1	
C-50	SN-0105-3400		Lift Link of Presser Foot Nut	노루발 올림 링크 너트	1	
C-51	WS-000016-00		Lift Link of Presser Foot Washer	노루발 올림 링크 와셔	1	
C-52	RI-000084-00		O-ring	O-링(P5)	1	
C-53	05A050S-811H		Stud for Lift Link of Presser Foot	노루발 올림 링크 단나사	1	
C-54	GP-000513-00		Presser Bar Lifter Connecting Shaft	노루발 올림 연결축	1	
C-55	02015SC-7113		Presser Bar Lifter Connecting Shaft Fix Screw	노루발 올림 연결축 고정나사	1	
C-56	WS-000237-01		Washer	노루발 올림 연결축 와셔	1	
C-57	SC-000754-00		Screw	노루발 실린더 고정나사	2	
C-65	AS-006705-00		Presser Cam Ass'y	노루발 구동캠(조)	1Set	
C-66	CL-000178-00		Press foot link collar	노루발 운동 링크 카라	1	
C-67	03050SC-4517		Screw(M3×P0.5, L=3)	체결나사	2	
C-68	SC-000866-00		Press foot link fixed screw	노루발 운동링크 고정 단나사	1	
C-69	GP-028281-00		Presser Driving Link	노루발 운동 링크	1	
C-70	GP-028277-00		Position Link	위치 링크	1	

# C

## Presser Foot Mechanism

### 누름대 관계



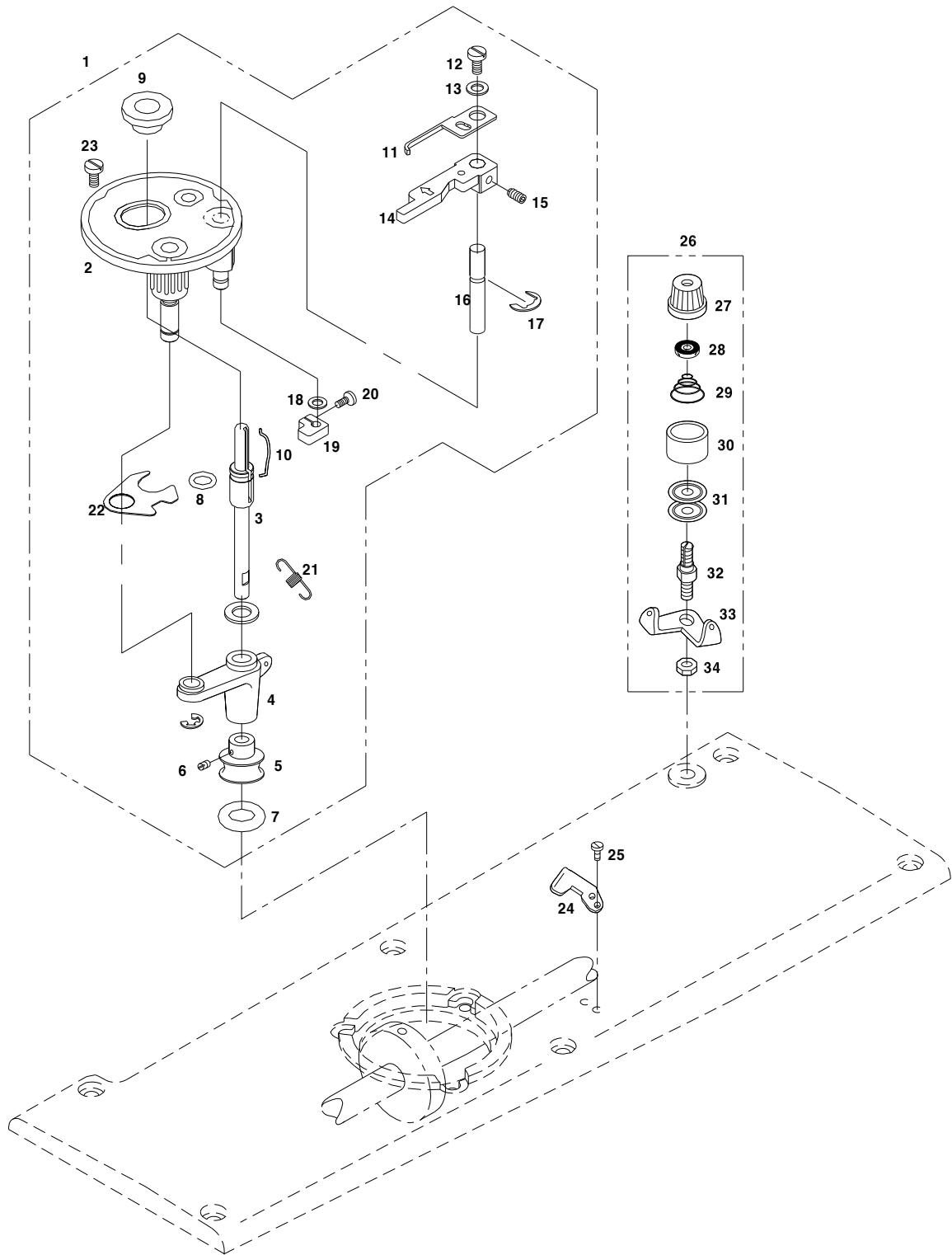




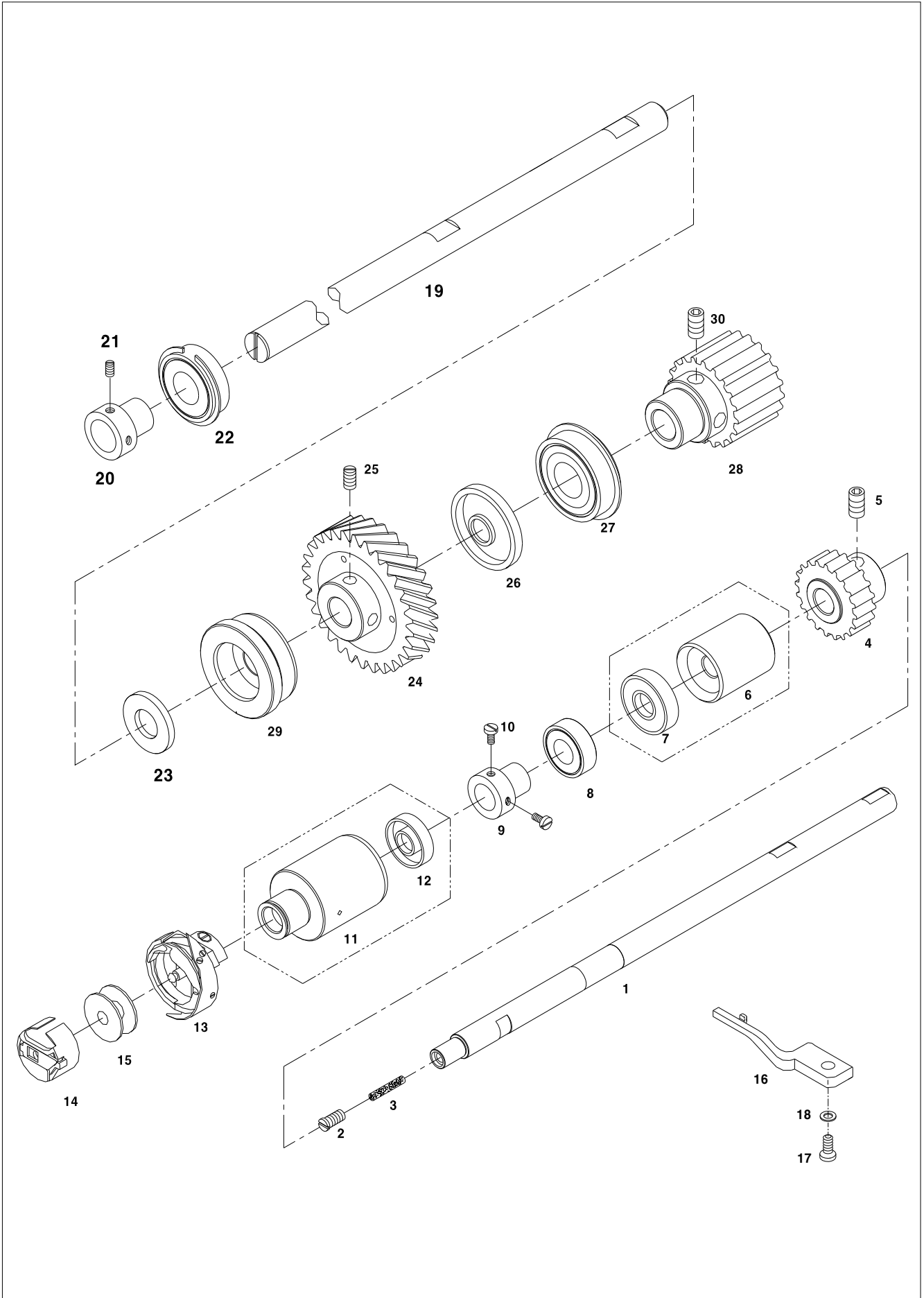
# D

## Bobbin Winder Mechanism

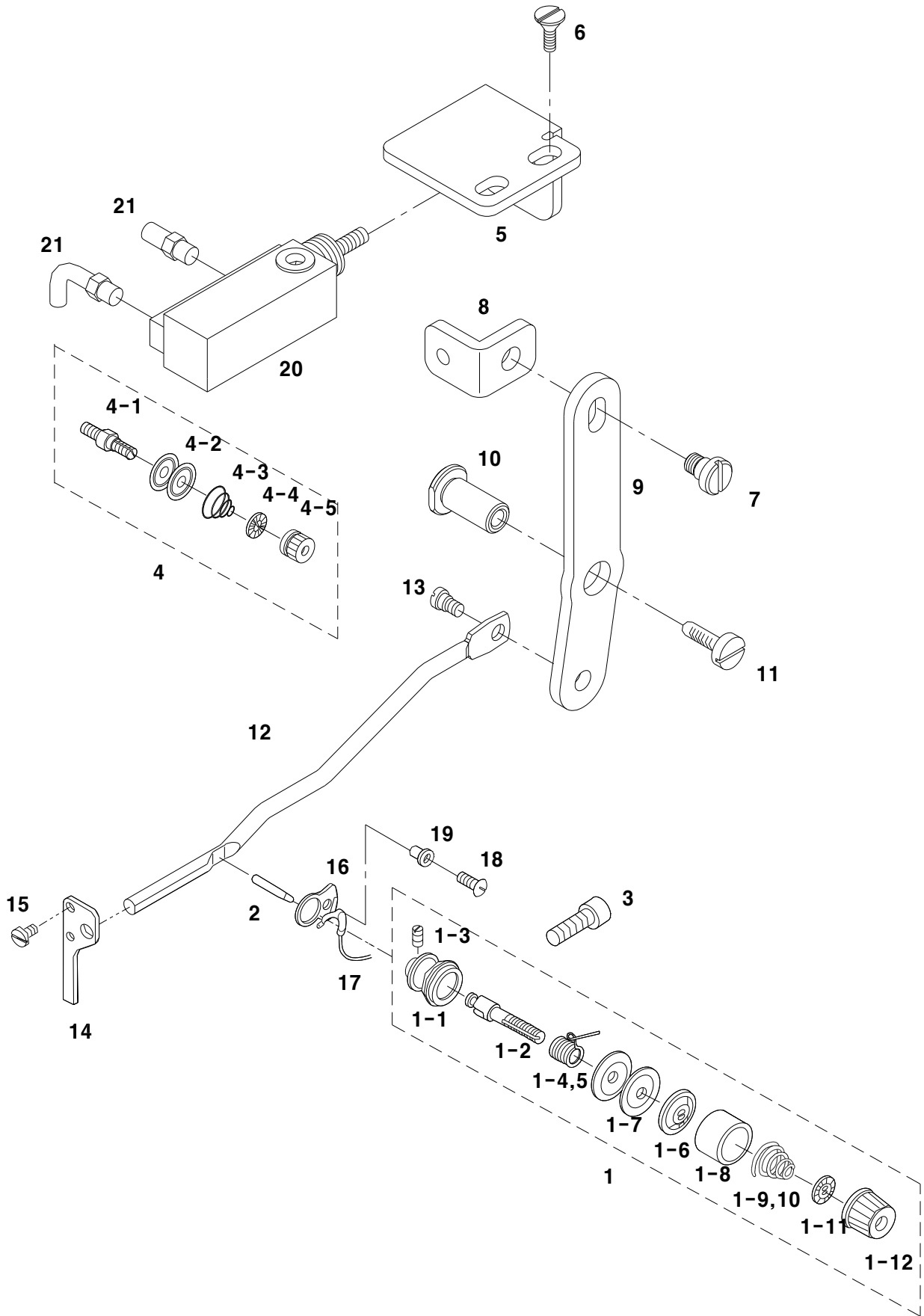
### 실감기 관계



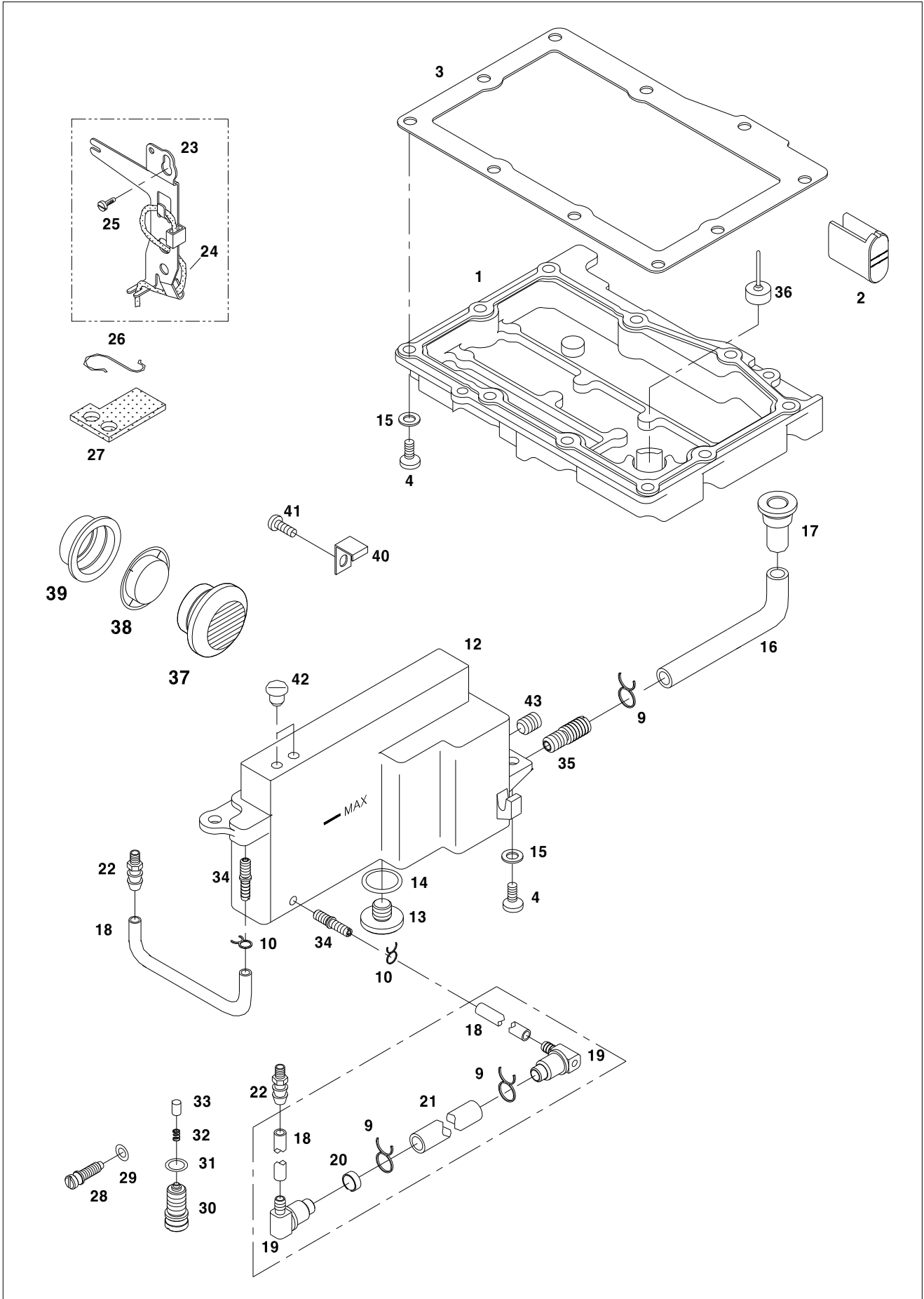






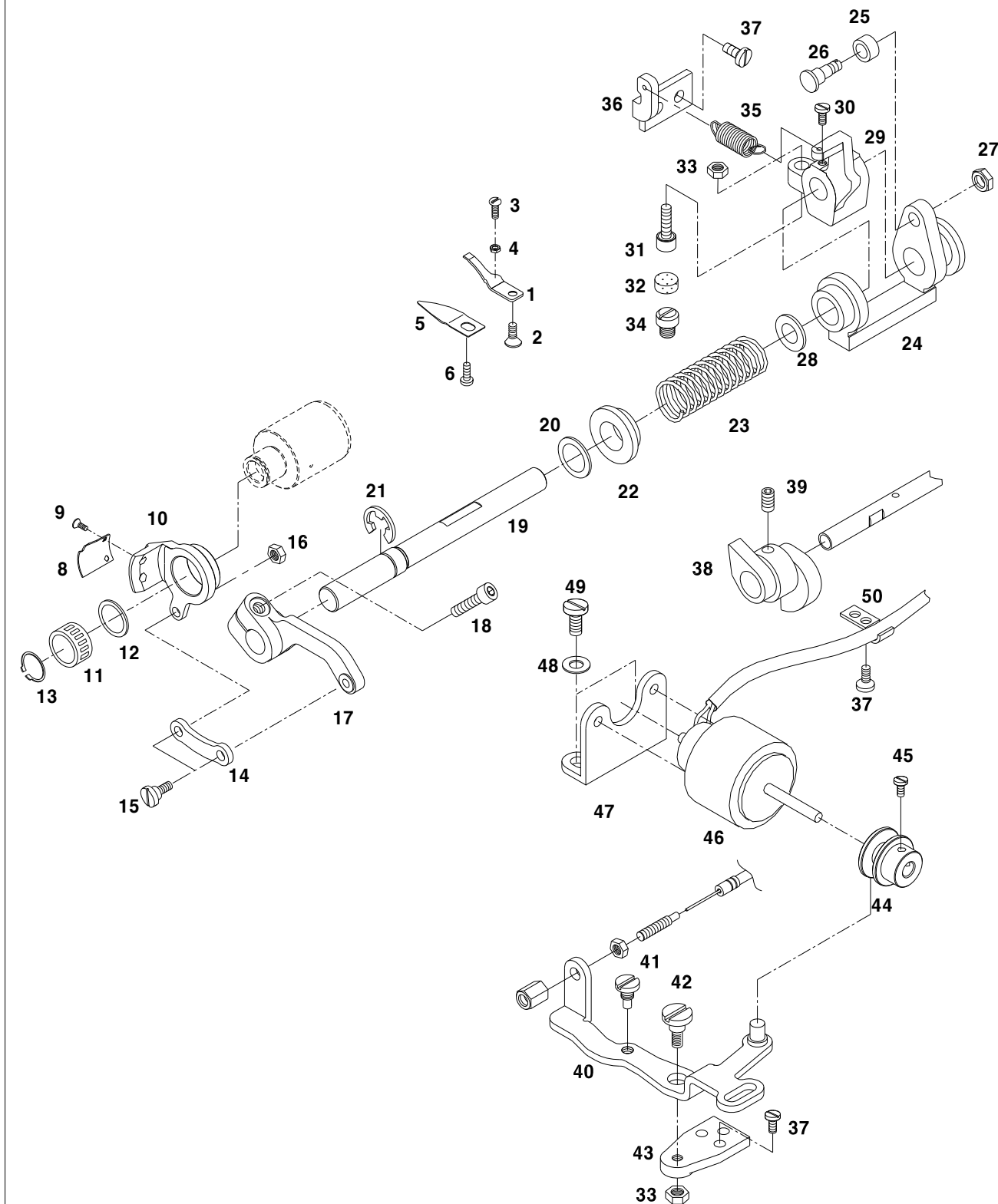








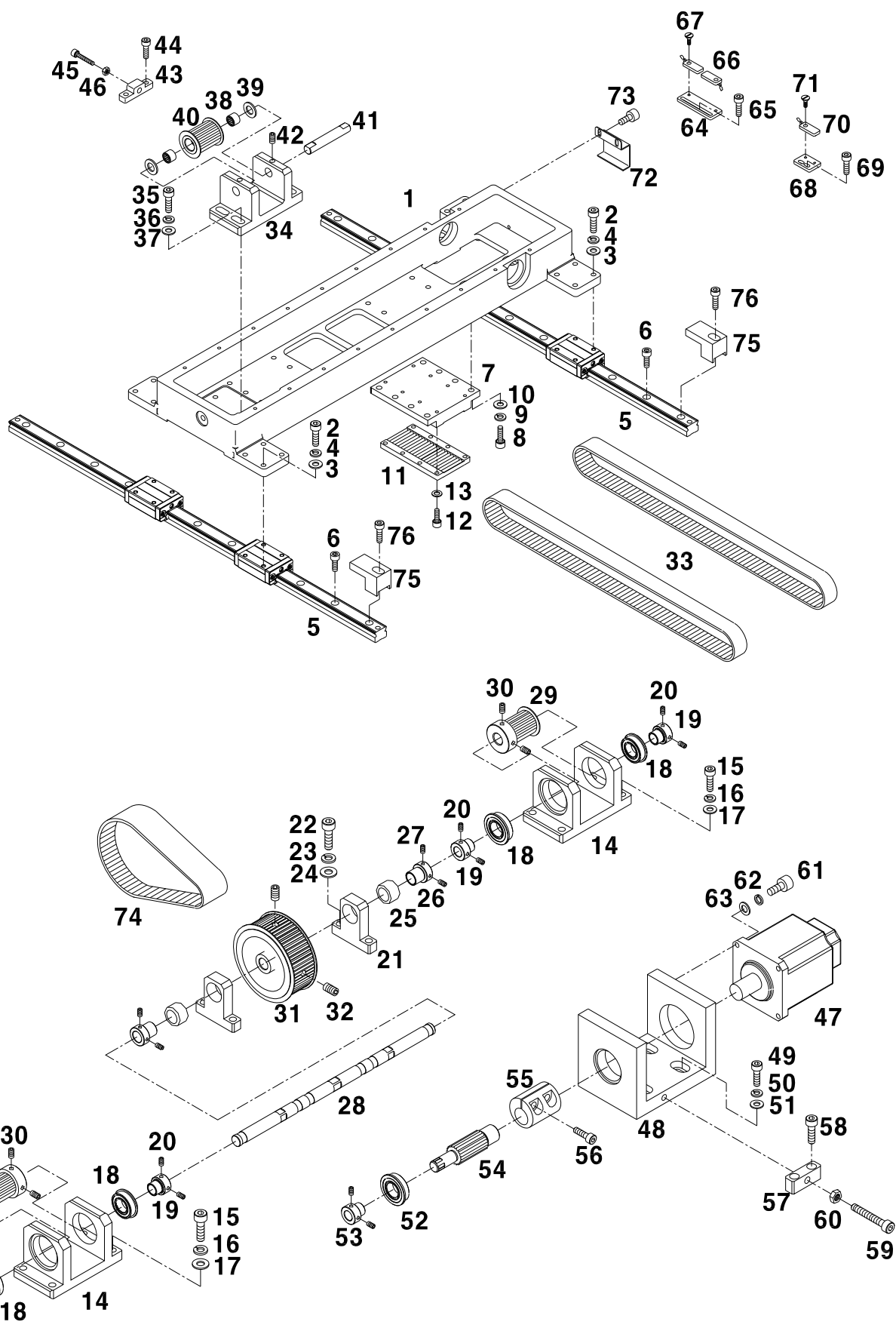






# X-Moving Mechanism

X-이송 관계

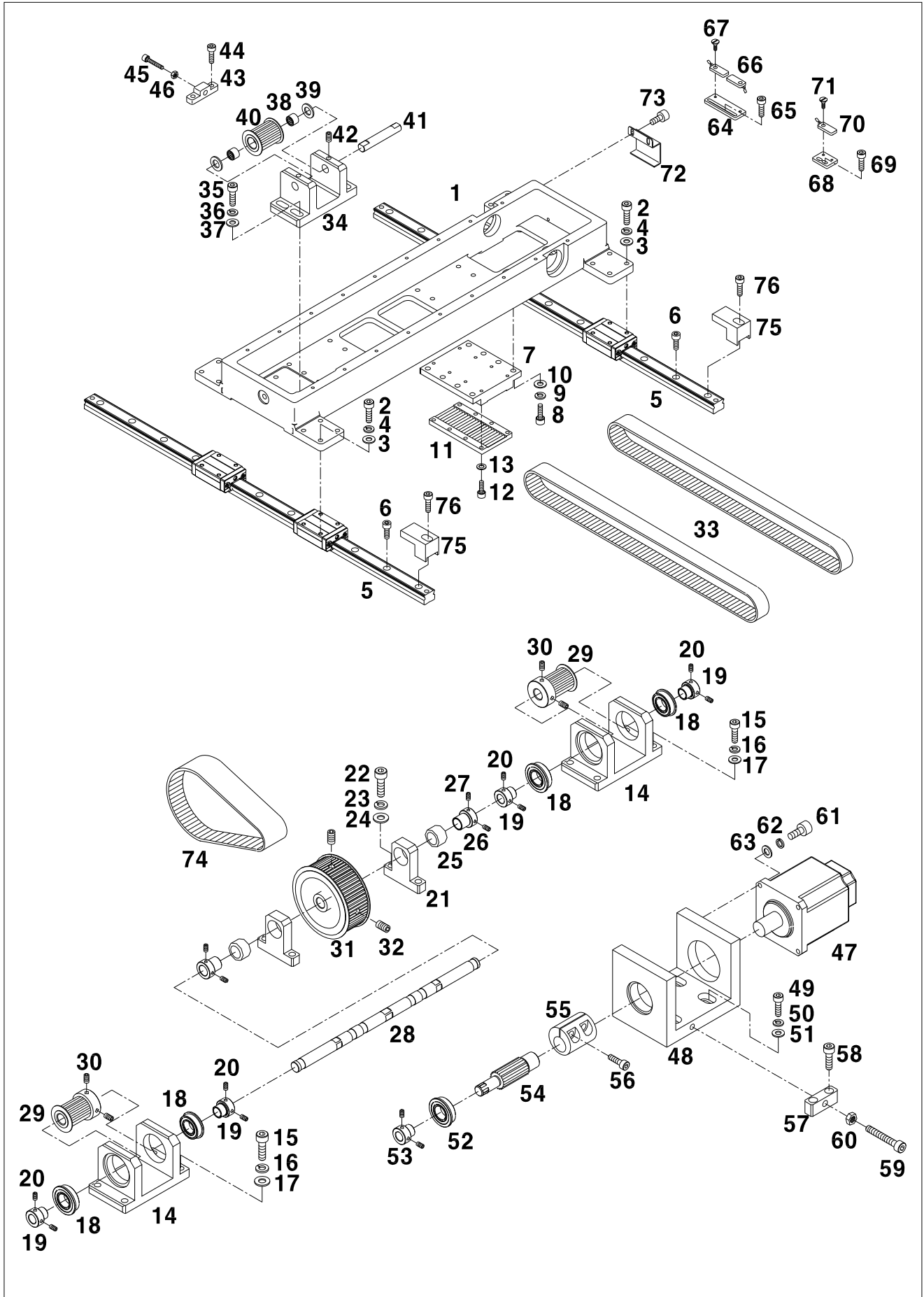




Ref. No.	Parts No.	Note	Name of Parts	품 명	Q'ty	Assembly No.
I-1	GP-014022-01		X Moving Base	X 이송 베이스	1	
I-2	08062SC-7113		Screw[M5 L=20]	X 이송 베이스 고정나사[M5 L=20]	16	
I-3	02030SW-5030		Washer	X 이송 베이스 고정 와셔	16	
I-4	18048SW-3115		Spring Washer	X 이송 베이스 고정 스프링 와셔	16	
I-5	GP-014008-00		X LM Guide	X LM 가이드	2	
I-6	18047SC-7113		Screw[M5 L=15]	X LM 가이드 고정나사[M5 L=15]	22	
I-7	GP-014040-00		Driving plate (X)	X 이송판	2	
I-8	08091SC-7113		Screw[M6 L=20]	X 이송판 고정나사 M6 L=20	16	
I-9	22-012W-2516		Spring Washer	X 이송판 고정 스프링 와셔	16	
I-10	18015SW-3111		Washer	X 이송판 고정 와셔	16	
I-11	GP-014056-00		X Timing Belt Fixing Plate	X 타이밍 벨트 고정판	2	
I-12	15105SC-7113		Screw[M4 L=15]	X 타이밍 벨트 고정판 고정나사[M4 L=15]	16	
I-13	40-005W-2350		Washer	X 타이밍 벨트 고정판 고정 와셔	16	
I-14	GP-014004-00		X-moving Shaft Bracket(A)	X 종동축 브라켓(A)	2	
I-15	14027SC-7113		Screw[M8 L=30]	X 종동축 브라켓(A) 고정나사[M8 L=30]	8	
I-16	15095SW-3115		Spring Washer	X 종동축 브라켓(A) 스프링 와셔	8	
I-17	15077SW-2111		Washer	X 종동축 브라켓(A) 고정와셔	8	
I-18	BR-000007-00		Bearing	X 종동축 베어링 [6004 ZZ NR]	4	
I-19	14058CW-A001		Collar (A)	X 종동축 베어링 카라(A)	4	
I-20	SC-0317-2700		Screw[M6 L=6]	X 종동축 베어링 카라(A)첨나사[M6 L=6]	8	
I-21	GP-014005-00		X-Moving Shaft Bracket(B)	X 종동축 브라켓(B)	2	
I-22	14027SC-7113		Screw[M8 L=30]	X 종동축 브라켓(B) 고정나사[M8 L=30]	4	
I-23	15095SW-3115		Spring Washer	X 종동축 브라켓(B) 스프링 와셔	4	
I-24	15077SW-2111		Washer	X 종동축 브라켓(B) 고정와셔	4	
I-25	14065BR-5030		Needle Bearing	X 종동축 브라켓(B) 니들 베어링[182616 ZZ NR]	2	
I-26	15035CW-A001		Collar	X 종동축 브라켓(B) 니들 베어링 카라	2	
I-27	SC-0164-2700		Screw[M5 L=5]	X 종동축 브라켓(B) 니들 베어링 카라 첨나사[M5 L=5]	4	
I-28	GP-014043-00		X Driven Timming Pulley Shaft(A)	X 종동 타이밍 폴리축(A)	1	
I-29	GP-014039-00		X Moving Timming Pulley(A)	X 종동 타이밍 폴리(A)	2	
I-30	SC-A308-4517		Screw[1/4" n=40]	X 종동 타이밍 폴리(A)첨나사[1/4" n=40]	4	
I-31	GP-014041-00		X Motor Moving Timming Pulley	X 모터 종동 타이밍 폴리	1	
I-32	SC-000641-00		Screw[M8 L=8]	X 모터 종동 타이밍 폴리 첨나사[M8 L=8]	3	
I-33	BE-000072-00		X Motor Moving Timming Belt	X 종동 타이밍 벨트[S5M L=1295]	2	
I-34	GP-014016-00		X-Moving Shaft Bracket(C)	X 종동축 브라켓(C)	2	
I-35	14027SC-7113		Screw[M8 L=30]	X 종동축 브라켓(C) 고정나사[M8 L=30]	8	
I-36	15095SW-3115		Spring Washer	X 종동축 브라켓(C) 스프링 와셔	8	
I-37	15077SW-2111		Washer	X 종동축 브라켓(C) 고정와셔	8	
I-38	15042BR-5030		Bearing	X 종동축 베어링	4	
I-39	15046RB-5030		Fiber washer	와셔	4	
I-40	GP-000551-00		X Moving Timming Pulley(B)	X 종동 타이밍 폴리(B)	2	
I-41	GP-014057-00		X Moving Timming Pulley Shaft(B)	X 종동 타이밍 폴리 축(B)	2	
I-42	SC-A308-4517		Screw[1/4" n=40]	X 종동축 타이밍폴리축 고정나사[1/4" n=40]	4	
I-43	GP-014020-00		X moving Tension Adjusting Bracket	X 이송 장력 조정 브라켓	2	
I-44	18047SC-7113		Screw[M5 L=15]	X 이송벨트 장력 조정 브라켓 고정 나사[M5 L=15]	4	
I-45	26018SC-7113		Screw[M6 L=35]	X 이송벨트 장력 조정 나사[M6 L=35]	2	
I-46	14064SN-9311		Nut	X 이송 장력 고정 너트	2	
I-47	MT-000026-00		X Servo Motor[1KW]	X 축 서보모터[1KW]	1	
I-48	GP-014006-00		Motor shaft braket (X)	X 모터축 브라켓	1	
I-49	14027SC-7113		Screw[M8 L=30]	X 모터축 브라켓 고정나사[M8 L=30]	3	
I-50	15095SW-3115		Spring Washer	X 모터축 브라켓 스프링 와셔	3	
I-51	15077SW-2111		Washer	X 모터축 브라켓 고정와셔	3	
I-52	BR-000007-00		Bearing	X 모터축 베어링 [6004 ZZ NR]	1	
I-53	14058CW-A001		Collar	X 모터축 베어링 카라	1	
I-54	GP-014021-00		X Motor driving Timming Pulley	X 구동 타이밍 폴리	1	
I-55	04001700H000		X Motor driving Timming Pulley Coupling	X 구동 타이밍 폴리 커플링	1	
I-56	08091SC-7113		Screw (M6×L20)	X 구동 타이밍 폴리 커플링 고정나사	2	
I-57	GP-014007-00		X-Belt Adjusting Bracket	X 구동 벨트장력 조정 브라켓	1	

# Y-Moving Mechanism

Y-이송 관계

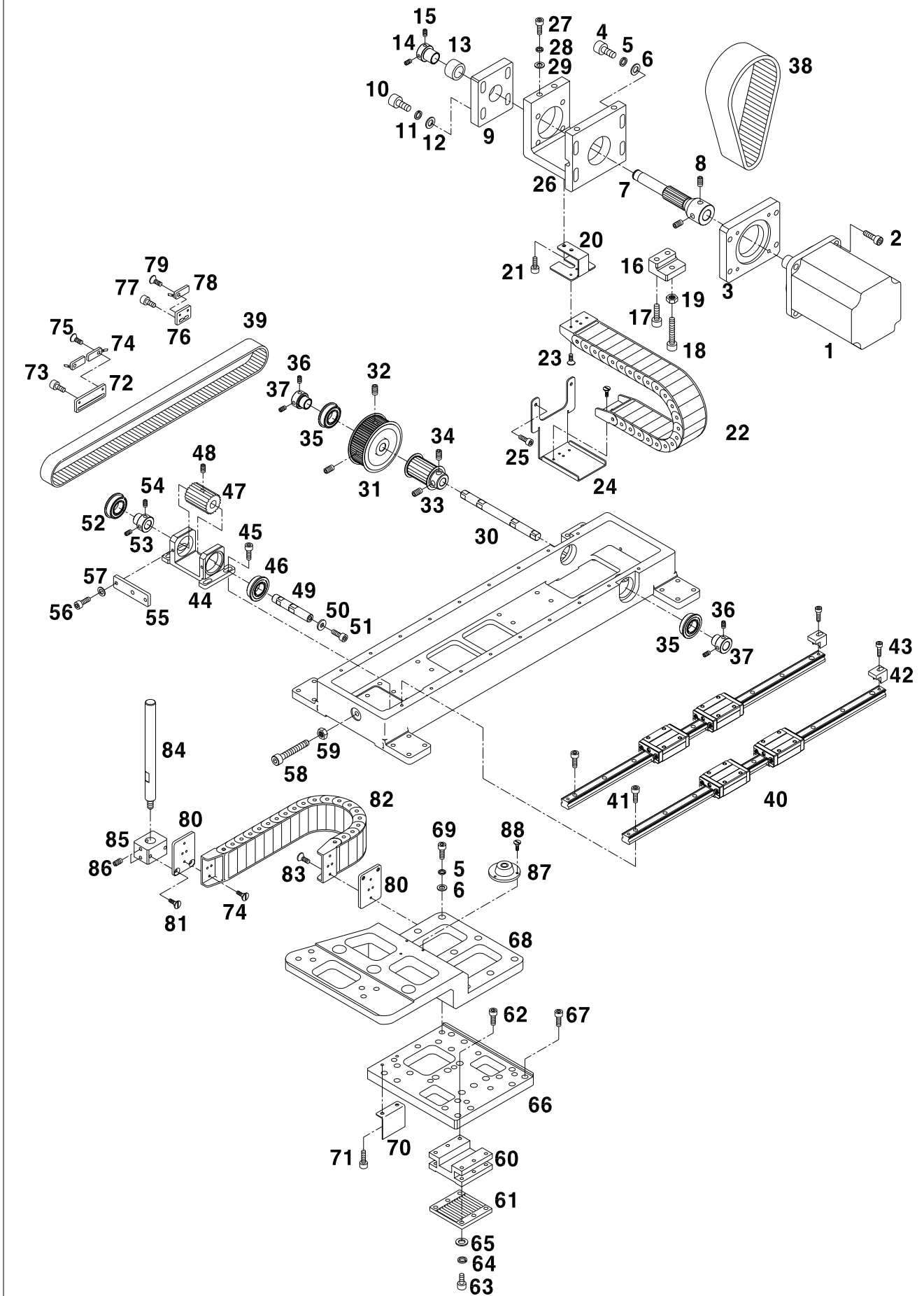




# J

## Y-Moving Mechanism

Y-이송 관계



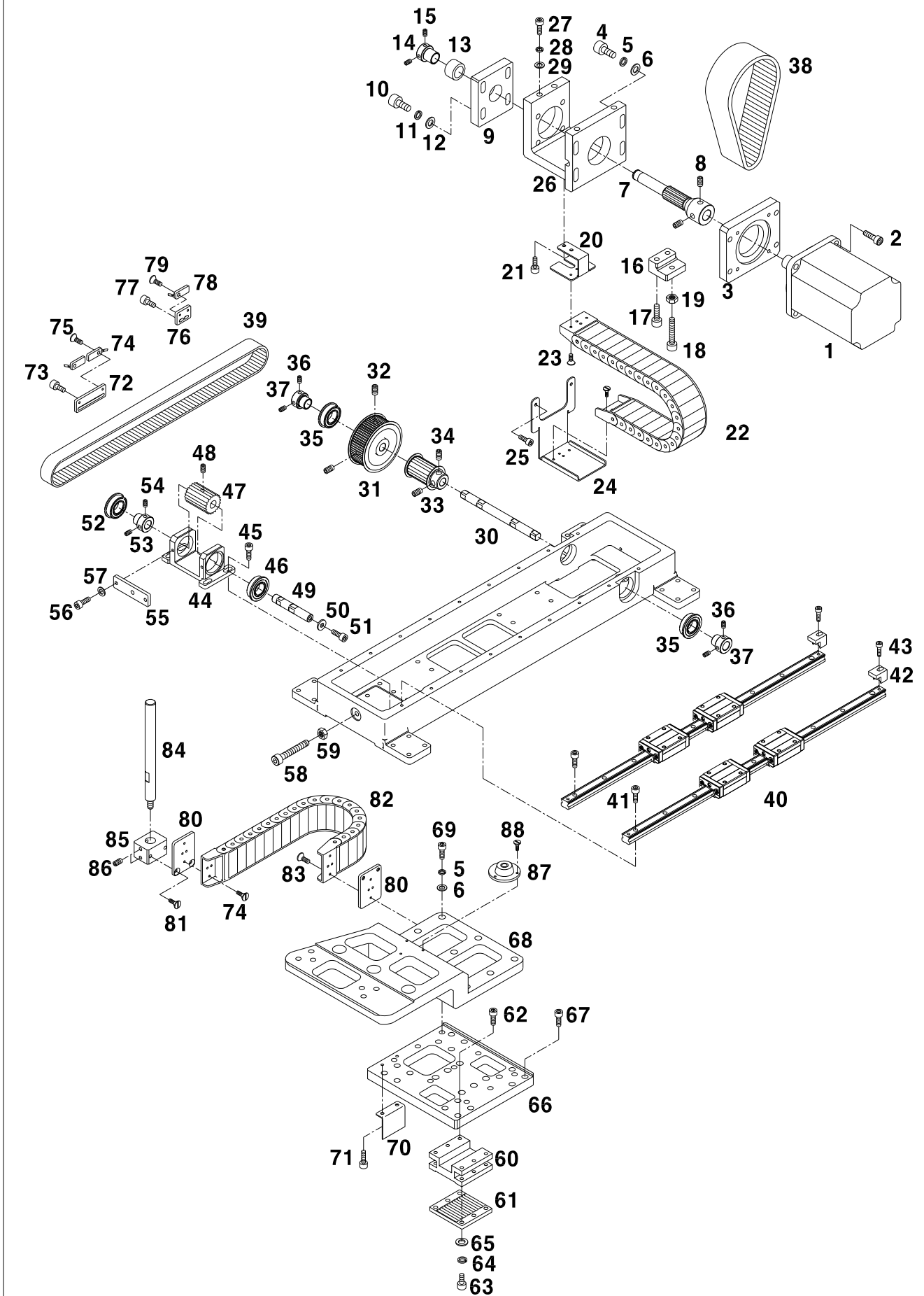


Ref. No.	Parts No.	Note	Name of Parts	품 명	Q'ty	Applied Period
J-1	SFAM-750-003		Y Servo Motor	Y 서보모터	1	
J-2	08091SC-7113		Screw[M6 L=20]	Y 서보모터 고정나사[M6 L=20]	4	
J-3	GP-015863-01		Y-Motor tension adjusting bracket(B)	Y 모터 장력조정 브라켓(B)	1	
J-4	14027SC-7113		Screw[M8 L=30]	Y 모터 장력조정 브라켓(B)고정나사[M8 L=30]	4	
J-5	15095SW-3115		Spring Washer	Y 모터 장력조정 브라켓(B)스프링 와셔	13	
J-6	15077SW-2111		Washer	Y 모터 장력조정 브라켓(B)고정와셔	13	
J-7	GP-014065-02		Y Motor Driving Timming Pulley	Y 구동 모터 타이밍 풀리	1	Dec.23.08
	GP-014065-01		Y Motor Driving Timming Pulley	Y 구동 모터 타이밍 풀리	1	
J-8	14061AF-4517		Screw[M8]	Y 구동 모터축 첩나사[M8]	2	
J-9	GP-018191-00		Y Motor Tension Bracket( C )	Y 모터 장력 조정 브라켓(C)	1	
J-10	14027SC-7113		Screw[M8 L=30]	Y 모터 장력 조정 브라켓(C 고정나사[M8 L=30]	4	
J-11	15095SW-3115		Spring Washer	Y 모터 장력 조정 브라켓(C)스프링 와셔	4	
J-12	15095SW-3115		Washer	Y 모터 장력 조정 브라켓(C)고정와셔	4	
J-13	14065BR-5030		Needle Bearing	Y 모터 축 니들 베어링	1	
J-14	15035CW-5030		Collar	Y 모터 축 니들 베어링 카라	1	
J-15	SC-0164-2700		Screw[M5]	Y 모터 축 니들 베어링 카라 첩나사[M5]	2	
J-16	GP-014060-00		Y-motor Tension Adjusting Bracket ( A)	Y 모터 장력 조정 브라켓(A)	2	
J-17	08091SC-7113		Screw[M6 L=20]	Y 모터 장력 조정 브라켓(A) 고정나사[M6 L=20]	2	
J-18	26018SC-7113		Screw[M6 L=35]	Y 모터 장력 조정 나사[M6 L=35]	1	
J-19	14064SN-9311		Nut	Y 모터 장력 고정 너트	1	
J-20	GP-020588-00		Y-Motor Robochain Bracket	Y 모터 로보체인 브라켓	1	
J-21	02015SC-7113		Screw[M4 L=8]	Y 모터 로보체인 브라켓 고정나사[M4 L=8]	2	
J-22	AS-006937-00		Cable Guide	Y 모터 케이블 가이드	2	
J-23	03010MC-4135		Screw	Y 모터 케이블 가이드 고정나사	2	
J-24	GP-025878-00		Bracket A for Cable Guide	모터 케이블 가이드 브라켓 A	1	
J-25	02010SC-3123		Screw	모터 케이블 가이드 브라켓 고정나사	2	
J-26	GP-014066-00		Y Motor Bracket	Y 모터 브라켓	1	
J-27	14003SC-7113		Screw[M8 L=25]	Y 모터 브라켓 고정나사 [M8 L=25]	4	
J-28	15095SW-3115		Spring Washer	Y 모터 브라켓 고정 스프링 와셔	4	
J-29	15077SW-2111		Washer	Y 모터 브라켓 고정 와셔	4	
J-30	GP-014075-00		Y Moving timming pulley shaft	Y 종동 타이밍 풀리 축	1	
J-31	GP-014074-00		Y Motor Moving Timming Pulley	Y 모터 종동 타이밍 풀리	1	
J-32	14061AF-4517		Screw[M8]	Y 모터 종동 타이밍 풀리 첩나사[M8]	4	
J-33	GP-014069-00		Y-Moving Timming Pulley(A)	Y 종동 타이밍 풀리(A)	1	
J-34	14061AF-4517		Screw[M8]	Y 종동 타이밍 풀리(A) 첩나사[M8]	2	
J-35	06-015A-207P		Bearing	Y 종동 타이밍 풀리축 베어링[6002 ZZ NR]	2	
J-36	04014SC-4517		Screw[M5]	Y 종동 베어링 붓싱(A) 첩나사[M5]	4	
J-37	GP-014062-00		Y-moving Bearing Bushing(B)	Y 종동 베어링 붓싱(B)	2	
J-38	BE-000075-00		Y Driving Timming Belt	Y 구동 타이밍 벨트[S3M L=333]	1	
J-39	BE-000074-00		Y Moving Timming Belt	Y 종동 타이밍 벨트[S5M L=975]	1	
J-40	GP-014063-00		Y-Axis LM-Guide	Y 이송 LM 가이드	2	
J-41	15105SC-7113		Screw[M4 L=15]	Y 이송 LM 가이드 고정나사[M4 L=15]	18	
J-42	GP-019987-00		Y-LM Guide stopper	Y LM가이드 스톱퍼	2	
J-43	SC-000168-00		Screw[M4 L=20]	Y LM가이드 스톱퍼 고정나사[M4 L=20]	2	
J-44	GP-014073-00		Y Axis pulley bracket	Y 이송 풀리 브라켓	1	
J-45	16059SC-4113		Screw[M6 L=12]	Y 이송 풀리 브라켓 고정나사[M6 L=12]	4	
J-46	BR-000043-00		Bearing(A)	Y 이송 풀리 브라켓 베어링(A)[6201 ZZ NR]	1	
J-47	GP-014070-00		X Moving timming pulley(B)	Y-종동 타이밍 풀리(B)	1	
J-48	04016AF-A001		Screw(1/4" n=40)	Y-종동 타이밍 풀리(B)첩나사(1/4" n=40)	2	
J-49	GP-014068-00		Axis Shaft for Y Timming Pulley	Y이송타이밍풀리축	1	
J-50	WS-000145-00		Washer	Y 이송축 와셔	1	
J-51	14002SC-7113		Screw[M6 L=15]	Y 이송축 고정나사 M6 L=15	1	
J-52	06-015A-207P		Bearing	Y 이송 풀리 브라켓 베어링[6002 ZZ NR]	1	
J-53	GP-014062-00		Y-Moving Bearing Bushing(B)	Y 종동 베어링 붓싱(B)	1	
J-54	04014SC-4517		Screw[M5]	Y 종동 베어링 붓싱(B) 첩나사[M5]	2	
J-55	GP-014079-00		Y Belt Tension Adjusting Bracket	Y 벨트 장력 조절 브라켓	1	
J-56	02015SC-4113		Screw(M4 L=10)	Y 벨트 장력 조절 브라켓 고정나사(M4 L=10)	2	

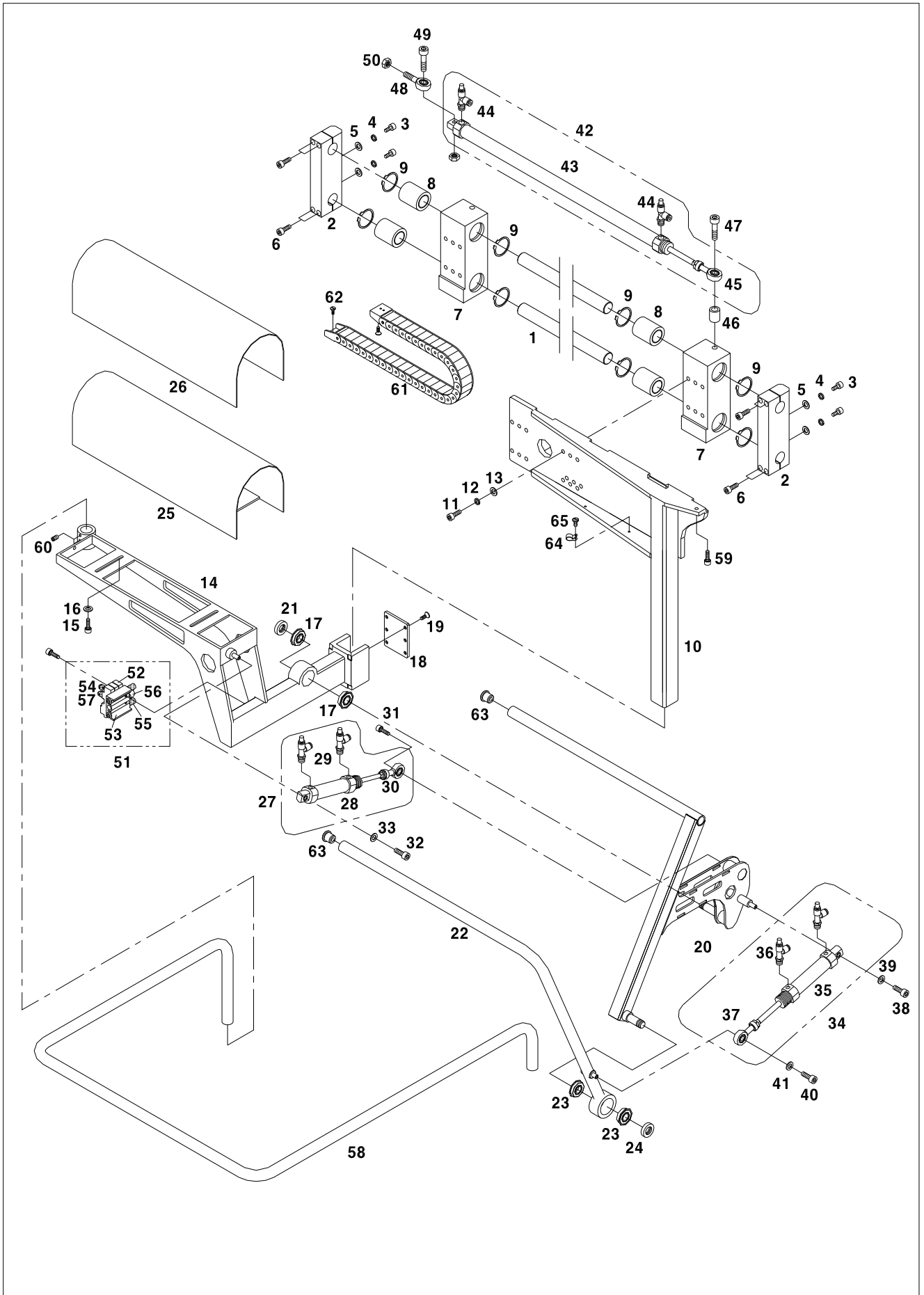
# J

## Y-Moving Mechanism

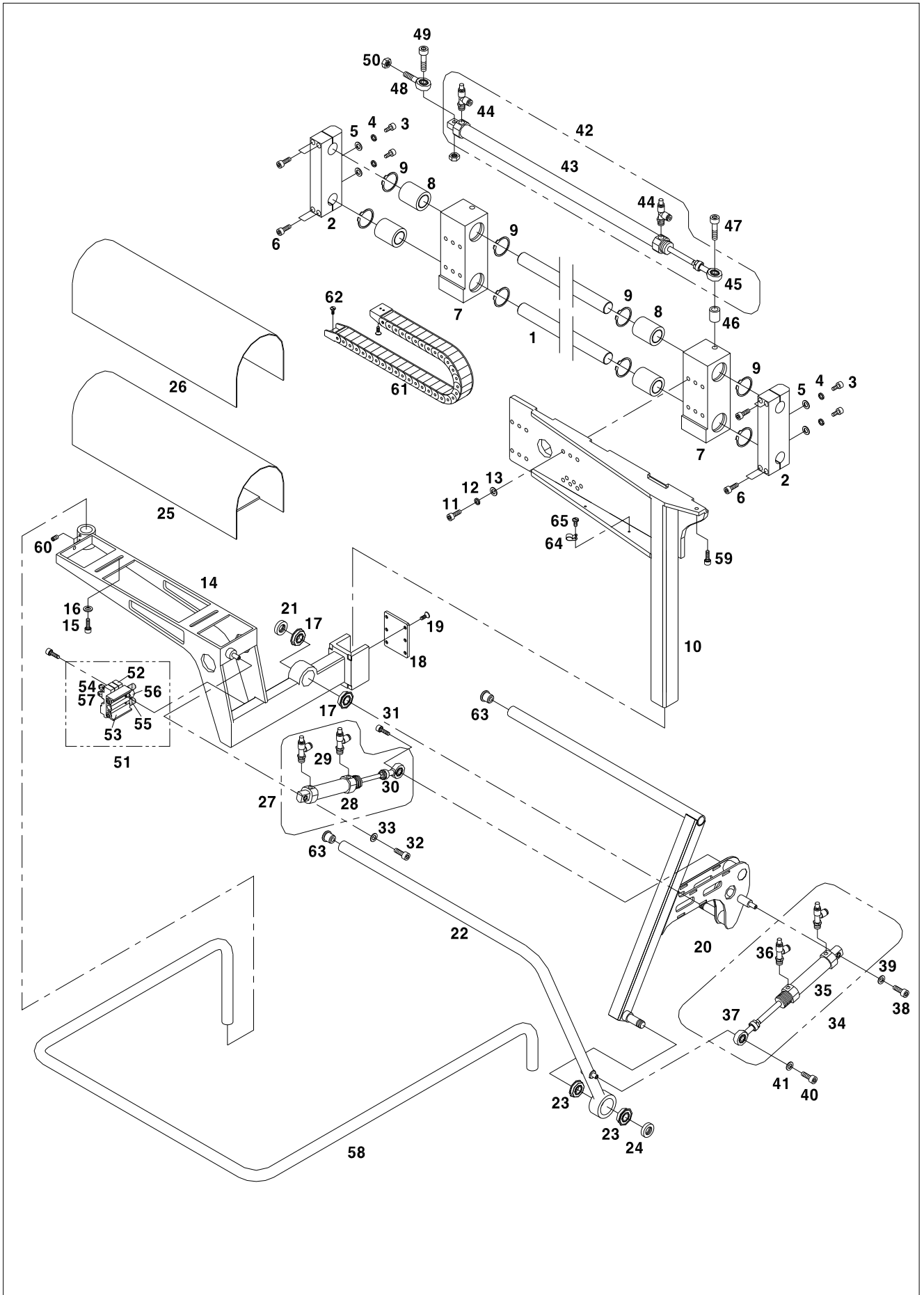
Y-이송 관계







Ref. No.	Parts No.	Note	Name of Parts	품 명	Q'ty	Assembly No.
K-1	GP-016684-00		Stacker Moving Shaft	스테커 이송축	2	
K-2	GP-016681-00		Stacker Bracket	스테커 브라켓	2	
K-3	SC-000694-00		Screw[M10 L=30]	스테커 브라켓 고정나사[M10 L=30]	4	
K-4	WS-000235-00		Spring Washer	스테커 브라켓 고정스프링 와셔	4	
K-5	WS-000236-00		Washer	스테커 브라켓 고정 와셔	4	
K-6	26018SC-7113		Screw[M6 L=30]	스테커 이송축 고정나사[M6 L=30]	8	
K-7	GP-016703-01		Slide	슬라이드	2	
K-8	GP-023488-00		Bush	슬라이드 리니어 부쉬[LM 25]	4	
K-9	GP-023489-00		C-Ring	슬라이드 멈춤링[D=40]	8	
K-10	AS-004378-00		Stacker Holder(A'ssy)	스테커 홀더(조)	1Set	
K-11	14006SC-7113		Screw[M8 L=15]	스테커 홀더(조)고정나사[M8 L=15]	8	
K-12	15095SW-3115		Spring Washer	스테커 홀더(조)고정 스프링와셔	8	
K-13	15077SW-2111		Washer	스테커 홀더(조)고정 와셔	8	
K-14	AS-004364-01		Stacker Arm A'ssy	스테커 아암(조)	1	
K-15	14002SC-7113		Screw[M6 L=15]	옷감거치대 고정나사(M6 L=15)	4	
K-16	18015SW-3111		Washer	옷감거치대 고정 와셔	4	
K-17	BR-000129-00		Bearing	스테커 아암 베어링[6202 ZZ NR]	2	
K-18	GP-016678-00		Saddle Stoper	새들스토퍼	1	
K-19	SC-000695-01		Screw[M6 L=15]	새들스토퍼 고정나사[M6 L=15]	6	
K-20	AS-004375-00		Support Bar A'ssy	지지대(조)	1Set	
K-21	SN-000110-00		Screw[M15×P1.0]	지지대 로크 너트 [M15×P1.0]	1	
K-22	GP-016679-00		Second Bar	세컨드바	1	
K-23	BR-000129-00		Bearing	세컨드바 베어링[6202 ZZ NR]	2	
K-24	SN-000110-00		Nut [M15×P1.0]	세컨드바 로크 너트 [M15×P1.0]	1	
K-25	GP-016705-00		Cloth Holder	옷감 거치대	1	
K-26	GP-023499-00		Cloth Holder Rubber	옷감 거치대 고무	1	
K-27	AS-005564-00		Support Bar Cylinder A'ssy	지지대 실린더(조)	1Set	
K-28	GP-022551-00		Support Bar Cylinder	지지대 실린더[60]	1	
K-29	49-009A-5030		Speed Controller	실린더 스피드 컨트롤러	2	
K-30	GP-022552-00		Support Bar Cylinder End Rod	지지대 실린더 엔드로드	1	
K-31	SC-000694-00		Screw(M10 L=25)	지지대 실린더 고정나사(M10 L=25)	1	
K-32	08062SC-7113		Screw(M5 L=20)	지지대 실린더 고정나사(M5 L=20)	1	
K-33	07-011W-1230		Washer	지지대 실린더 고정와셔	1	
K-34	AS-005563-00		Second Bar Cylinder Ass'y	세컨드바 실린더(조)	1Set	
K-35	GP-022459-00		Second Bar Cylinder	세컨드바 실린더[125]	1	
K-36	49-009A-5030		Speed Controller	실린더 스피드 컨트롤러	2	
K-37	GP-022550-00		Second Bar Cylinder End Rod	세컨드바 실린더 엔드로드	1	
K-38	18047SC-7113		Screw(M5 L=20)	세컨드바 실린더 고정나사 (M5 L=20)	1	
K-39	07-011W-1230		Washer	세컨드바 실린더 고정와셔	1	
K-40	SC-000726-00		Screw(M4 L=20)	세컨드바 실린더 고정나사 (M4 L=20)	1	
K-41	20S075S-306H		Washer	세컨드바 실린더 고정와셔	1	
K-42	AS-005565-00		Stacker Cylinder A'ssy	스테커 실린더(조)	1Set	
K-43	GP-022553-00		Stacker Cylinder	스테커 실린더[550]	1	
K-44	49-009A-5030		Speed Controller	실린더 스피드 컨트롤러	2	
K-45	GP-022552-00		Stacker Cylinder End Rod (F)	스테커 실린더 엔드로드(F)	1	
K-46	GP-019983-00		End Rod Guide	엔드 로드 가이드	1	
K-47	SC-000704-01		Screw(M10 L=55)	스테커 실린더 고정나사(M10 L=55)	1	
K-48	GP-022556-00		Stacker Cylinder End Rod (M)	스테커 실린더 엔드로드(M)	1	
K-49	14027SC-4113		Screw(M8 L=30)	스테커 실린더 고정나사(M8 L=30)	1	
K-50	SN-000113-00		Nut	스테커 실린더 고정너트	1	
K-51	AS-005566-00		Solenoid Valve Ass'y	솔레노이드 밸브(조)	1Set	
K-52	GP-001623-00		Solenoid Valve	솔레노이드 밸브	1	
K-53	49A019S-811H		Manifold Block	메니폴드 블록	1	
K-54	GP-022555-00		Fitting	피팅	1	
K-55	49A020S-811H		Speed Controller	스피드 컨트롤러	1	
K-56	49A014S-811H		Fitting	피팅	2	
K-57	GP-001851-00		Fitting	피팅	2	

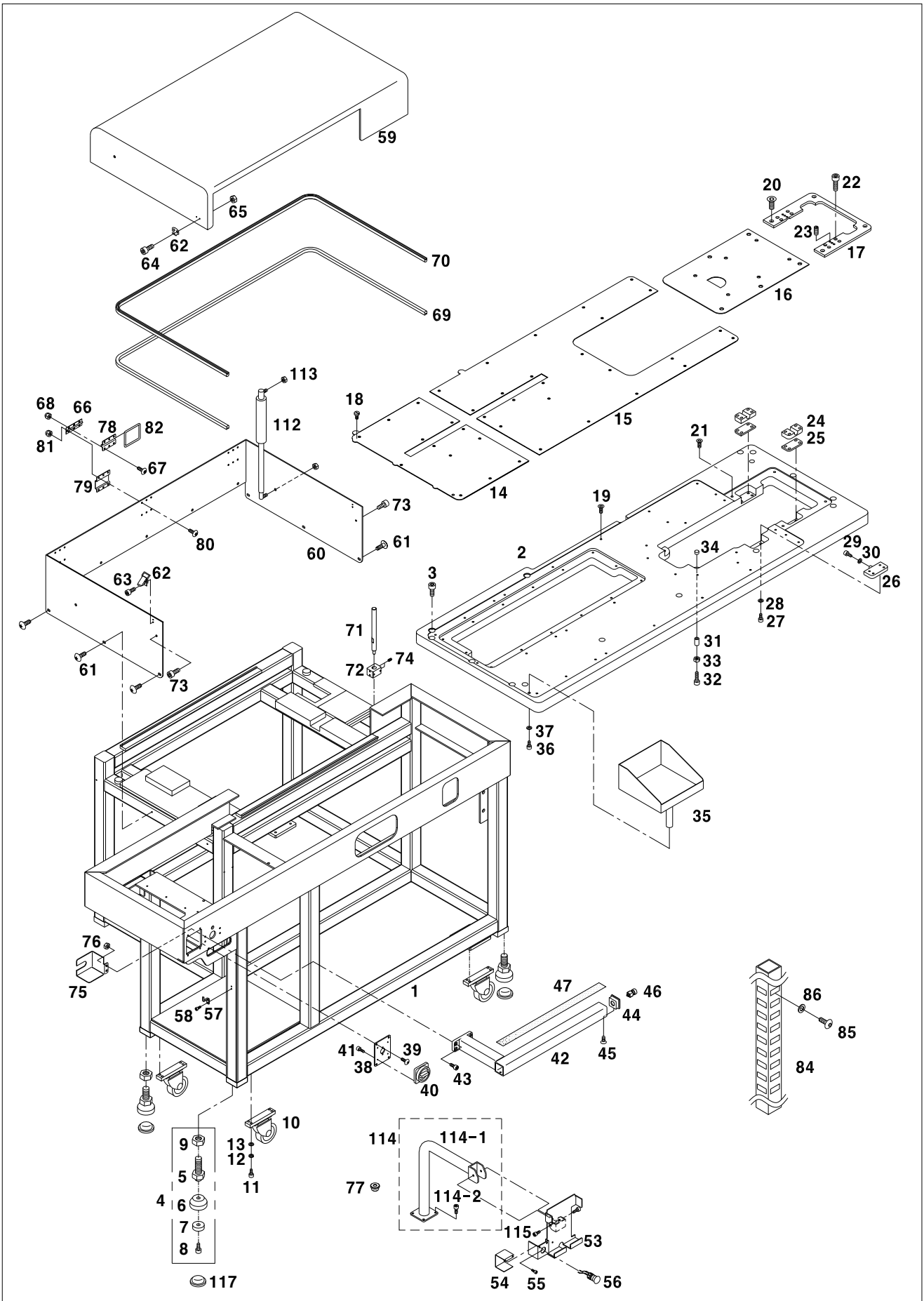






# Body, Table, Cover Mechanism

바디, 테이블, 커버 관계



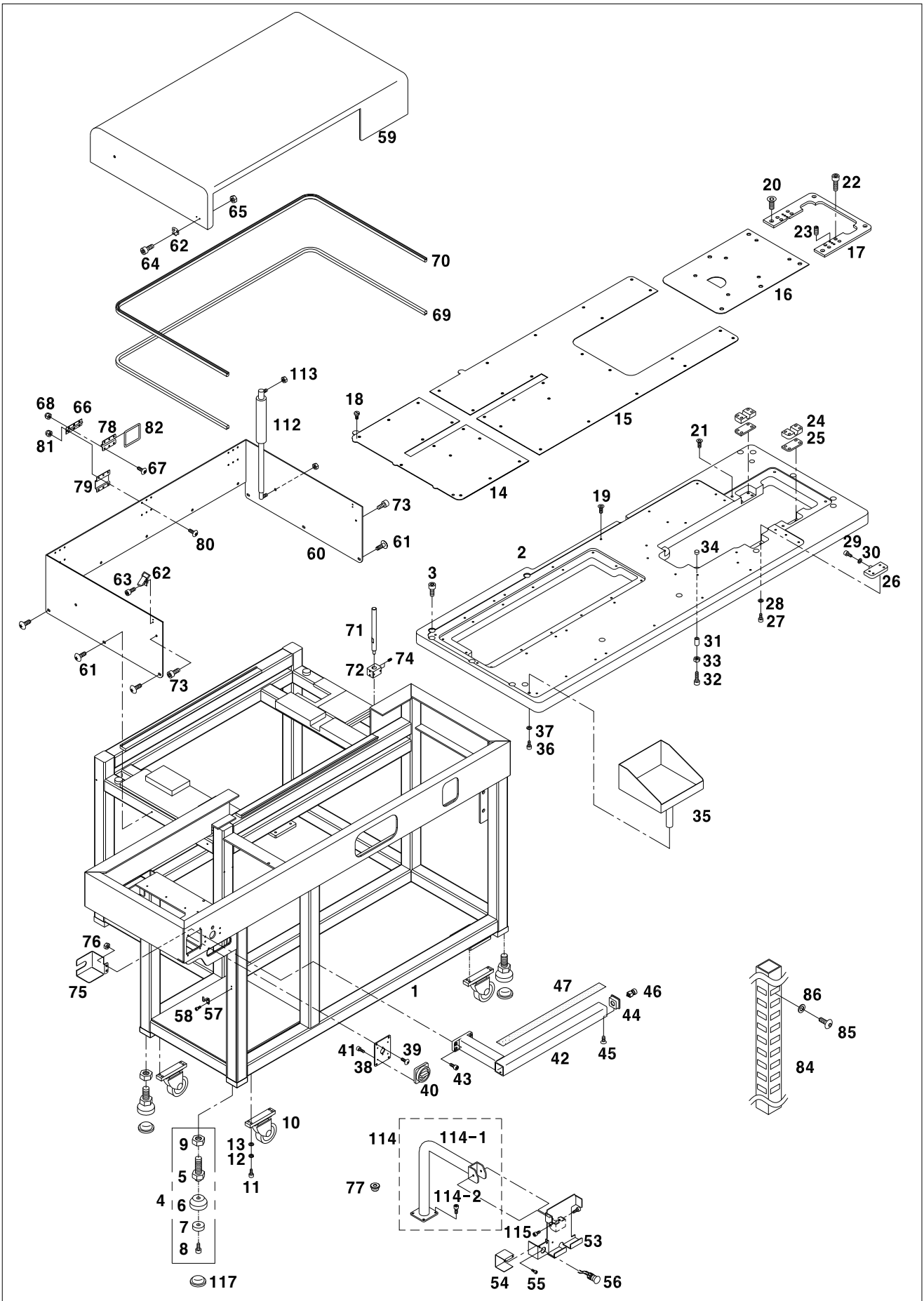


Ref. No.	Parts No.	Note	Name of Parts	품 명	Q'ty	Assembly No.
L-1	GP-014171-07		Body	바디	1	
L-2	GP-013952-03		Table	테이블	1	
L-3	26018SC-7113		Screw[M6 L=35]	테이블 고정나사[M6 L=35]	14	
L-4	26012BM-T121		Body Support Stand	바디 (조) 지지발	5	
L-5	26012SC-T121		Bolt	볼트	5	
L-6	26011CW-T121		Base	베이스	5	
L-7	26013CW-T121		Washer	와셔	5	
L-8	16022AF-8119		Plus Screw	플러스 나사	5	
L-9	26015SN-8211		Nut	바디 지지발 너트	5	
L-10	01000100UH80		Roller	바디 롤러	3	
L-11	14006SC-7113		Screw (M8xL25)	바디 롤러 고정나사 (M8xL25)	12	
L-12	15095SW-3115		Spring Washer	바디 롤러 고정 스프링 와셔	12	
L-13	15077SW-2111		Washer	바디 롤러 고정 와셔	12	
L-14	GP-013975-01		Covering Plate(A) for Table	테이블 덮개판(A)	1	
L-15	GP-013977-01		Covering Plate(B) for Table	테이블 덮개판(B)	1	
L-16	GP-014099-00		Covering Plate(C) for Table	테이블 덮개판(C)	1	
L-17	GP-014100-01		Covering Plate(D) for Table	테이블 덮개판(D)	1	
L-18	SC-000236-00		Screw[M4 L=10]	테이블 덮개판 집나사[M4 L=10]	54	
L-19	06000120B000		Insert Bushing	테이블 덮개판 인서트 붓싱[M4]	47	
L-20	SC-000693-00		Screw[M6xL20]	테이블 덮개판(D) 집나사[M6 L=20]	4	
L-21	GP-023502-00		Insert Bushing	테이블 덮개판 D 인서트 붓싱[M6]	4	
L-22	26018SC-7113		Screw[M6xL30]	베드 높이 조절나사 (A) [M6 L=30]	8	
L-23	SC-0164-2700		Screw[M6]	베드 고정나사[M6 ]	6	
L-24	GP-014086-00		Bed Hinge Block	베드 힌지 블록	2	
L-25	GP-020179-00		Bed Hinge Block Base	베드 힌지 블록 베이스	2	
L-26	GP-014080-00		Lever Guide Block	레버가이드 블록	1	
L-27	08091SC-7113		Screw[M6xL20]	레버 가이드 블록 고정나사[M6 L=20]	4	
L-28	18015SW-3111		Washer	레버 가이드 블록 고정 와셔	4	
L-29	02015SC-7113		Screw[M4xL10]	레버가이드 나사(M4xL10)	1	
L-30	WS-000237-01		Washer	레버가이드와셔	1	
L-31	GP-023502-00		Insert Bushing	인서트 붓싱[M6]	4	
L-32	SC-000745-00		SCrew[M6 L=40]	베드 높이 조절 나사 (B) [M6 L=40]	2	
L-33	01S127S-306H		Nut	베드 높이 고정 너트	4	
L-34	GP-014085-00		Bed Support Rubber	베드 받침 고무	2	
L-35	GP-016638-00		Pocket Loader	포켓 적재대	1	
L-36	SC-000696-00		Screw[M8 L=60]	포켓 적재대 고정나사[M8 L=60]	1	
L-37	04029SW-A001		Washer	포켓 적재대 고정와셔	1	
L-38	GP-020198-00		Bracket for Power Switch	전원스위치 브라켓	1	
L-39	02044SC-3123		Screw[M5 L=10]	전원스위치 브라켓 고정나사[M5 L=10]	4	
L-40	EP-000187-00		Rotary Switch	로타리 스위치	1	
L-41	SC-000703-00		Screw[M5 L=10]	로타리 스위치 고정나사(M5 L=10)	4	
L-42	GP-014084-00		Button Arm	버튼 아암	1	
L-43	14002SC-7113		Screw[M6 L=15]	버튼 아암 집나사[M6 L=15]	4	
L-44	GP-014083-00		Button Bracket	버튼 브라켓	2	
L-45	15084SC-8119		Screw[M4 L=6]	버튼 브라켓 고정나사 [M4 L=6]	2	
L-46	02026EL-UK01		Start Switch	스타트 스위치	2	
L-47	GP-023547-00		Non-Slip Tape	미끄럼방지 테이프	1	
L-53	AS-004360-01		Operation Box Stand ass'y	오퍼레이션 박스 스텐드 (조)	1Set	
L-54	GP-016642-00		Cover for Emergency Switch	비상스위치 커버	1	
L-55	02014SC-4113		Screw[M4 L=5]	비상스위치 커버 고정나사[M4 L=5]	2	
L-56	EP-000191-00		Emergency Stop Switch	비상정지 스위치	1	
L-57	GP-016599-00		Air gun Bracket	에어건 브라켓	1	
L-58	03071SC-7113		Screw[M3 L=10]	에어건 브라켓 고정나사(M3 L10)	2	
L-59	GP-013969-02		X-Y Cover(A)	X-Y 커버(A)	1	
L-60	GP-020265-01		X-Y Cover(B)	X-Y 커버(B)	1	
L-61	18047SC-7113		Screw[M5 L=15]	커버 고정나사(M5 L=15)	13	
L-62	GP-023546-00		Snap passner	스냅패스너	2set	



# Body, Table, Cover Mechanism

바디, 테이블, 커버 관계

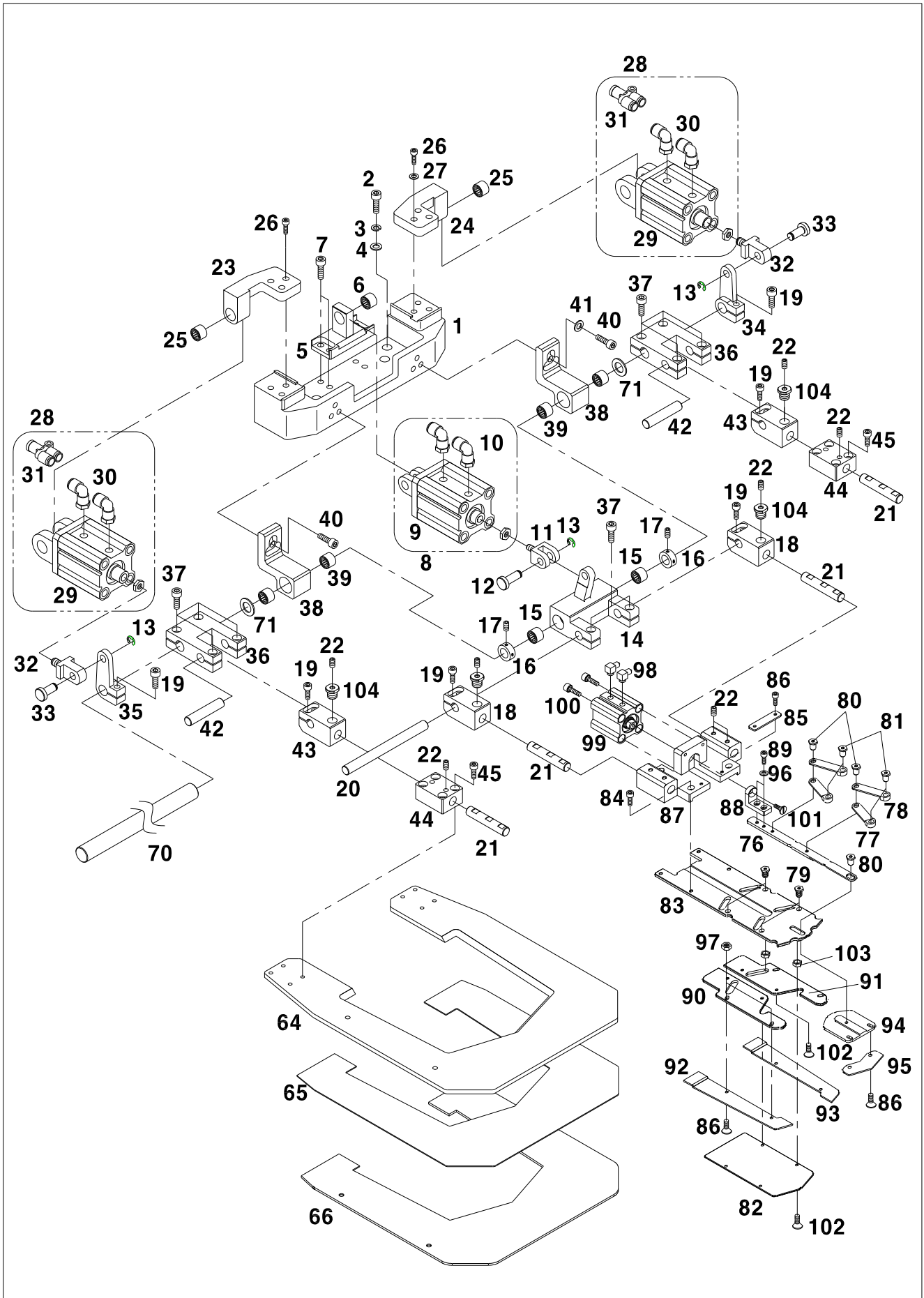




# M

## Clamp Mechanism

### 클램프 관계

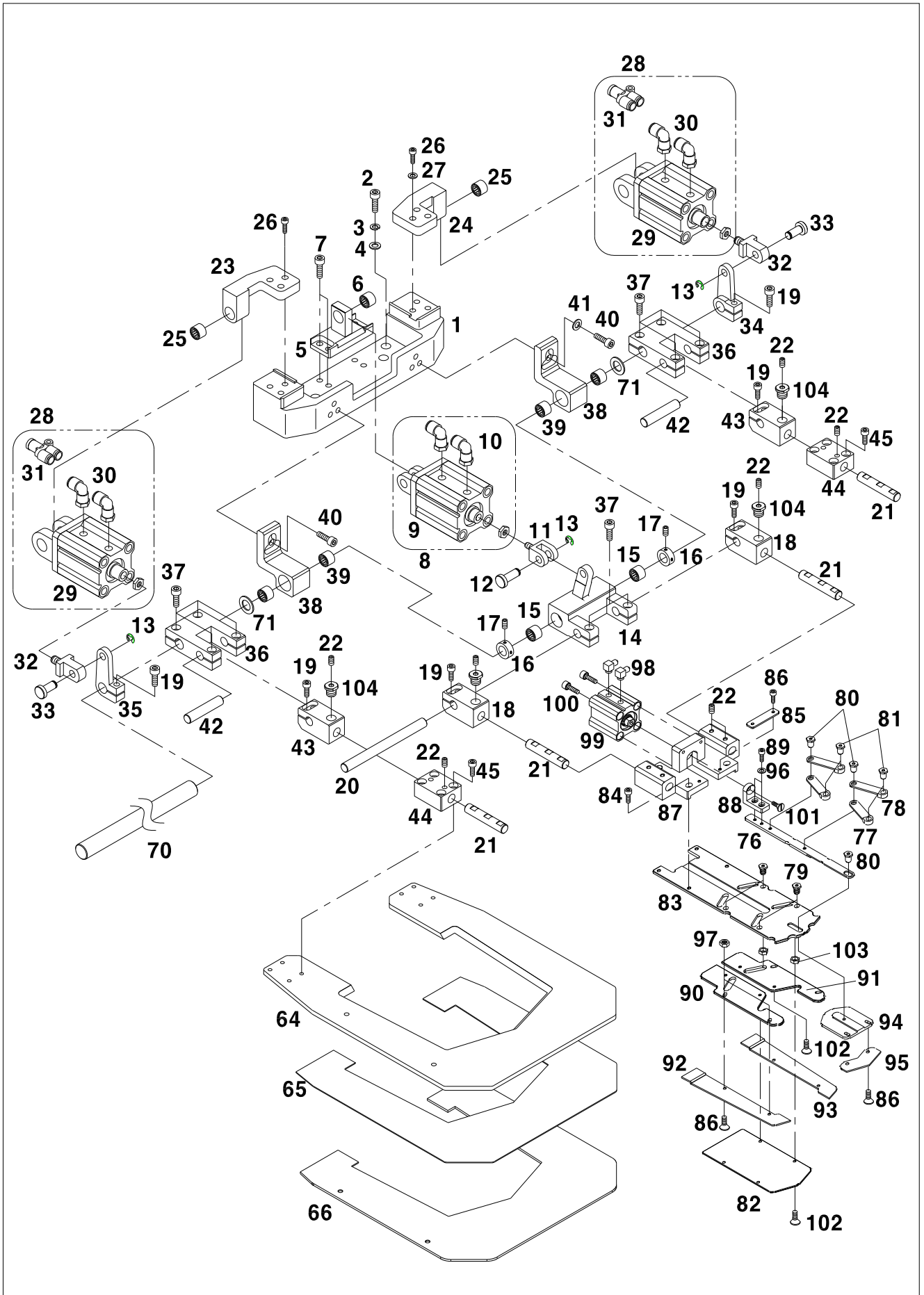


Ref. No.	Parts No.	Note	Name of Parts	품 명	Q'ty	Assembly No.
M-1	GP-013701-01		Body Bracket	몸체 브라켓	1	
M-2	14003SC-7113		Screw(M8×L15)	몸체 브라켓 고정나사(M8×L15)	6	
M-3	15077SW-2111		Washer	몸체 브라켓 고정와셔	6	
M-4	12095SW-3115		Spring Washer	몸체 브라켓 고정스프링 와셔	6	
M-5	GP-013900-01		Guide Shaft(A) Block A	가이드 축(A) 블록-1	1	
M-6	04-015A-9570		Bearing [FJ1010]	가이드 축(A) 블록-1 베어링	1	
M-7	16059SC-7113		Screw(M6×L12)	가이드 축(A) 블록-1 고정나사(M6×L12)	4	
M-8	AS-005526-00		Inner Cylinder Ass'y	안쪽 실린더(조)	1Set	
M-9	GP-022437-01		Inner Cylinder	안쪽 실린더(CDQSD25-10D-F9NL)	1	
M-10	49-006A-106L		Inner Cylinder Fitting	안쪽 실린더 피팅(KQ2L04-M5)	2	
M-11	GP-013741-00		Cylinder Connecting Block(A)	안쪽 실린더 연결블럭(A)	1	
M-12	GP-013904-00		Shaft(B)	안쪽 실린더 고정축(B)	1	
M-13	RI-000109-00		C-Ring	C링 (내경 7)	3	
M-14	GP-020694-00		Clamp Bracket	클램프 브라켓	1	
M-15	15042BR-A001		Bearing [HK1220]	클램프 브라켓 베어링	2	
M-16	07S122S-306H		Collar	클램프 브라켓 카라 (내경 12)	2	
M-17	SC-0317-2700		Screw (1/4" n=40 L=6)	클램프 브라켓 카라 집나사 (1/4" n=40 L=6)	4	
M-18	GP-020699-01		Connecting Block(C)	안쪽 클램프 연결블럭(C)	2	
M-19	18047SC-7113		Screw(M5×L15)	연결블럭(C) 고정나사(M5×L15)	8	
M-20	GP-013903-00		Guide Shaft(B)	가이드축(B)	1	
M-21	GP-013705-00		Connecting Shaft(A)	연결축(A)	4	
M-22	04014SC-4517		Screw(M5×L5)	연결축(A) 고정나사(M5×L5)	6	
M-23	GP-013902-00		Cylinder Supporter Block(L)	실린더 받침 블록(좌)	1	
M-24	GP-019507-00		Cylinder Supporter Block(R)	실린더 받침 블록(우)	1	
M-25	BR-000132-00		Bearing [FJH1212]	실린더 받침 블록(좌,우) 베어링	2	
M-26	16059SC-7113		Screw(M6×L12)	실린더 받침 블록(좌,우) 고정나사(M6×L12)	6	
M-28	AS-005528-00		Outer Cylinder Ass'y	바깥쪽 실린더(조)	2Set	
M-29	GP-022451-00		Outer Cylinder	바깥쪽 실린더(CDQ2D32-15D-F9NL)	2	
M-30	49-001A-5030		Outer Cylinder Fitting-1	바깥쪽 실린더 피팅-1(KQ2L04-01S)	4	
M-31	49A016S-811H		Outer Cylinder Fitting-2	바깥쪽 실린더 피팅-2(KQ2U04-00)	2	
M-32	GP-013908-00		Cylinder Connecting Block(B)	바깥쪽 실린더 연결블럭(B)	2	
M-33	GP-013896-00		Shaft(A)	바깥쪽 실린더 고정축(A)	2	
M-34	GP-013714-00		Guide Shaft Holder(A)-R	가이드축잡이(A)-우	1	
M-35	GP-019508-00		Guide Shaft Holder(A)-L	가이드축잡이(A)-좌	1	
M-36	GP-013899-00		Guide Shaft Holder(B)	가이드축잡이(B)	2	
M-37	18013SC-7113		Screw(M5×L12)	가이드축잡이(B) 고정나사(M5×L12)	10	
M-38	GP-013901-00		Shaft(A) Block-2	가이드 축(A) 블록-2	2	
M-39	BR-000132-00		Bearing[FJH1212]	가이드 축(A) 블록-2 베어링	4	
M-40	18013SC-7113		Screw(M5×L12)	가이드 축(A) 블록-2 고정나사(M5×L12)	6	
M-42	GP-013895-00		Connecting Link Shaft	연결링크축	2	
M-43	GP-013737-01		Outer Clamp Connecting Block(C)	바깥쪽 클램프 연결블럭 (C)	2	
M-44	GP-013897-01		Connecting Block(C)	연결블럭(C)	2	
M-45	15105SC-7113		Screw(M4×L15)	연결블럭(C) 고정나사(M4×L15)	8	
M-64	GP-020693-02		Outer Presser Plate	바깥쪽 누름판	1	
M-65	GP-023844-00		Outer Presser Plate Guide	바깥쪽 누름판 가이드	1	
M-66	GP-023845-00		Outer Presser Plate EV(A) 2t	바깥쪽 누름판 EV판(A) 2t	1	
M-70	GP-013703-00		Guide Shaft(A)	가이드 축(A)	1	
M-71	WS-000273-00		Spacer Washer	스페이스 와셔	2	
M-76	GP-027562-01		Inner Presser Plate Link(C)	안쪽누름판 링크(C)	1	
M-77	GP-027563-01		Inner Presser Plate Link(L)	안쪽누름판링크(좌)	1	
M-78	GP-027564-01		Inner Presser Plate Link(R)	안쪽누름판링크(우)	2	
M-79	PN-000436-01		Plate(W)	핀(W)	4	
M-80	PN-000435-00		Plate(C )	핀(C )	3	
M-81	PN-000437-00		Plate(L)	핀(L)	4	
M-82	GP-027567-01		Clamp Plate(L)	클램프판(하)	1	
M-83	GP-027569-01		Clamp Plate(U)	클램프판(상)	1	
M-84	SC-000872-00		Screw(M4xL6)	클램프판(상) 고정나사 (M4×L6)	4	

# M

## Clamp Mechanism

### 클램프 관계

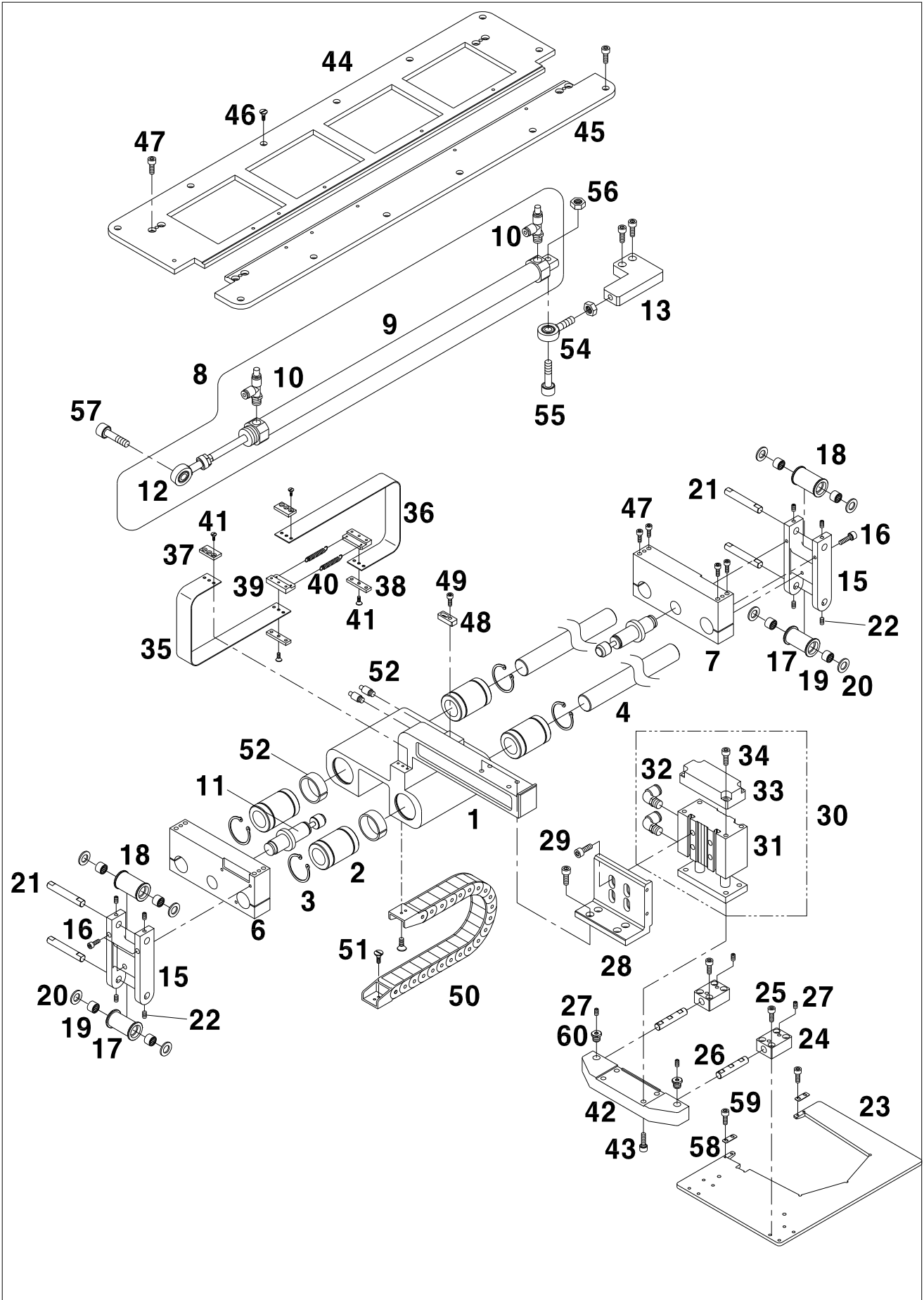




# N

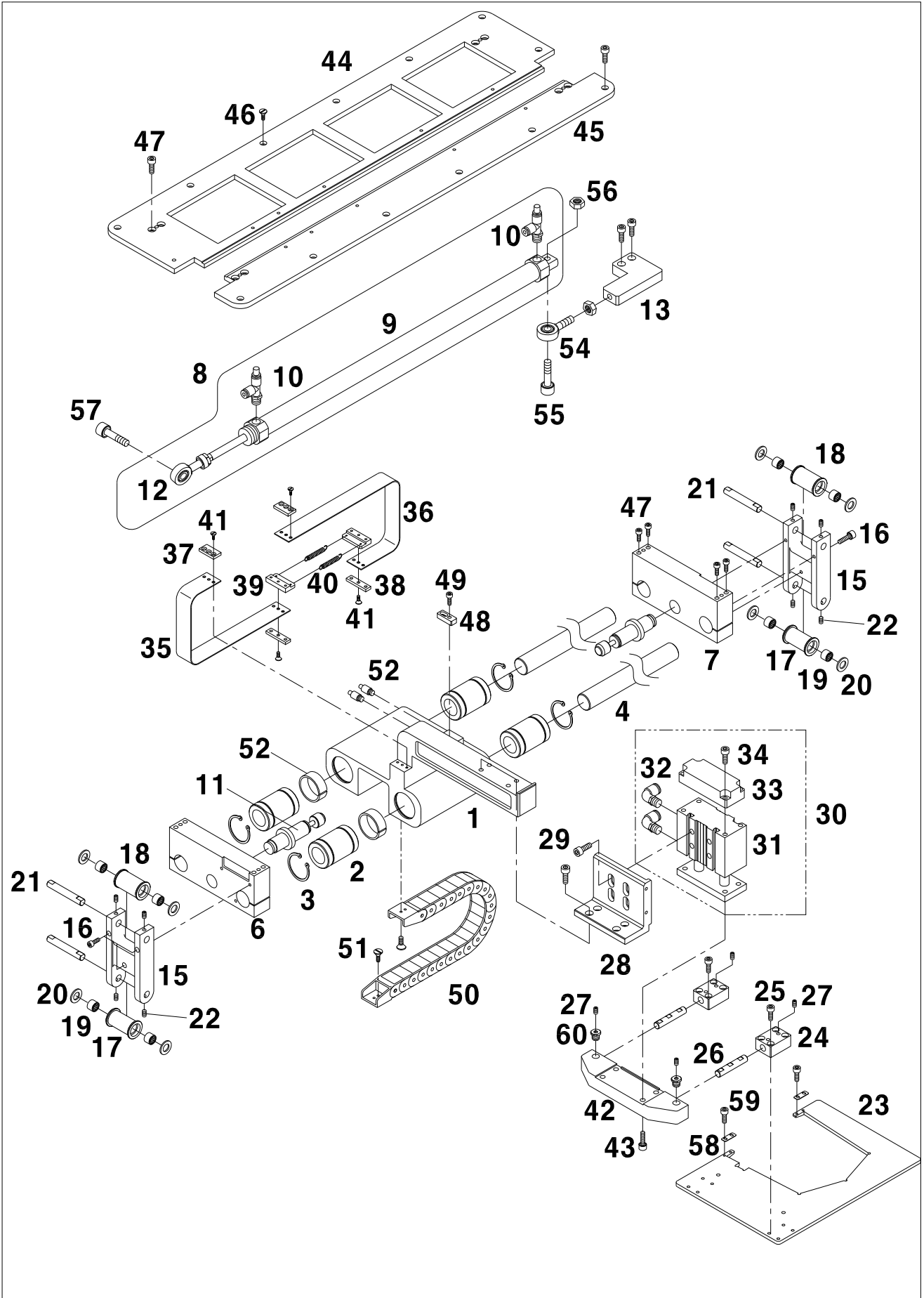
## Moving Mechanism

이송 관계

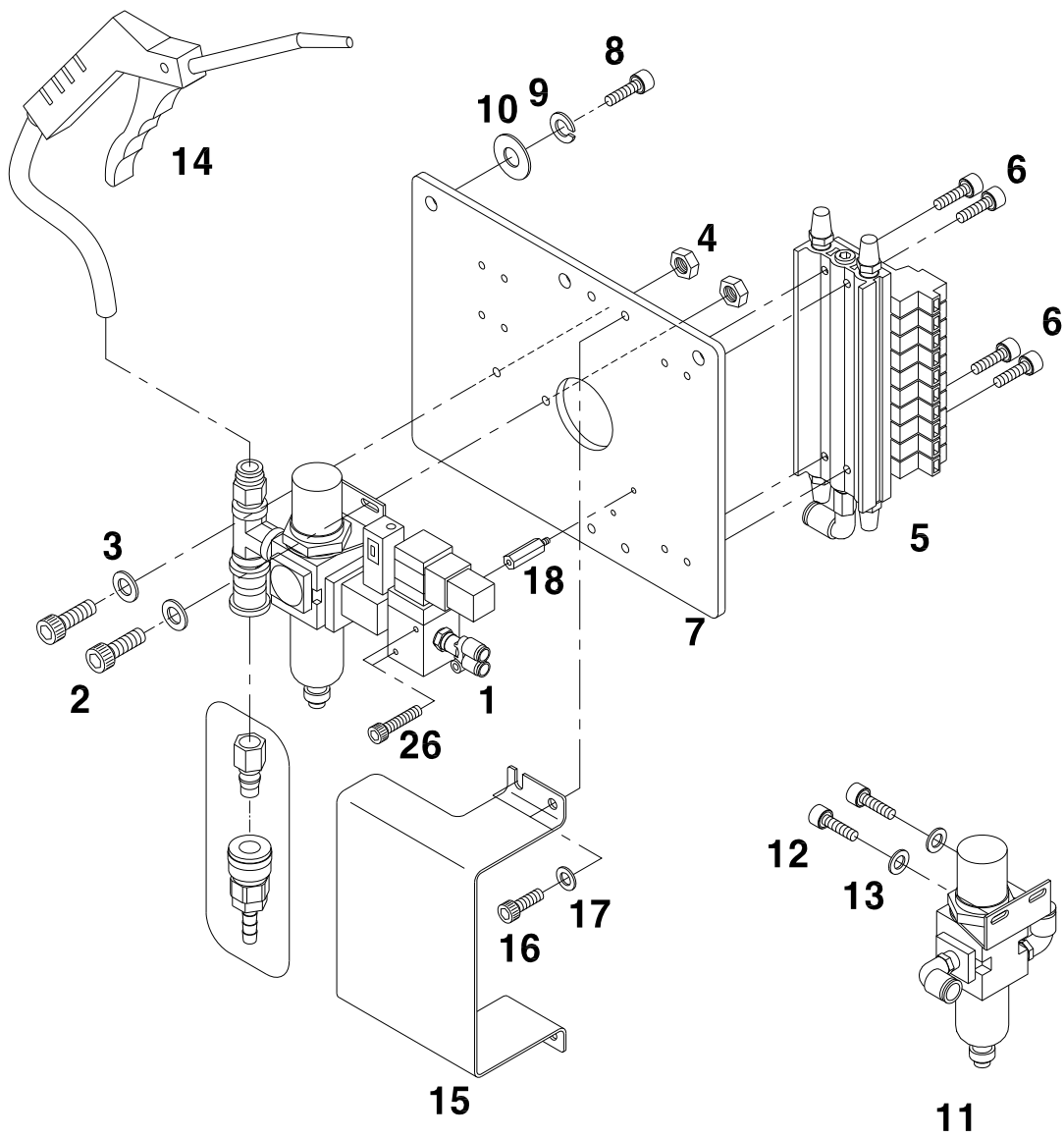




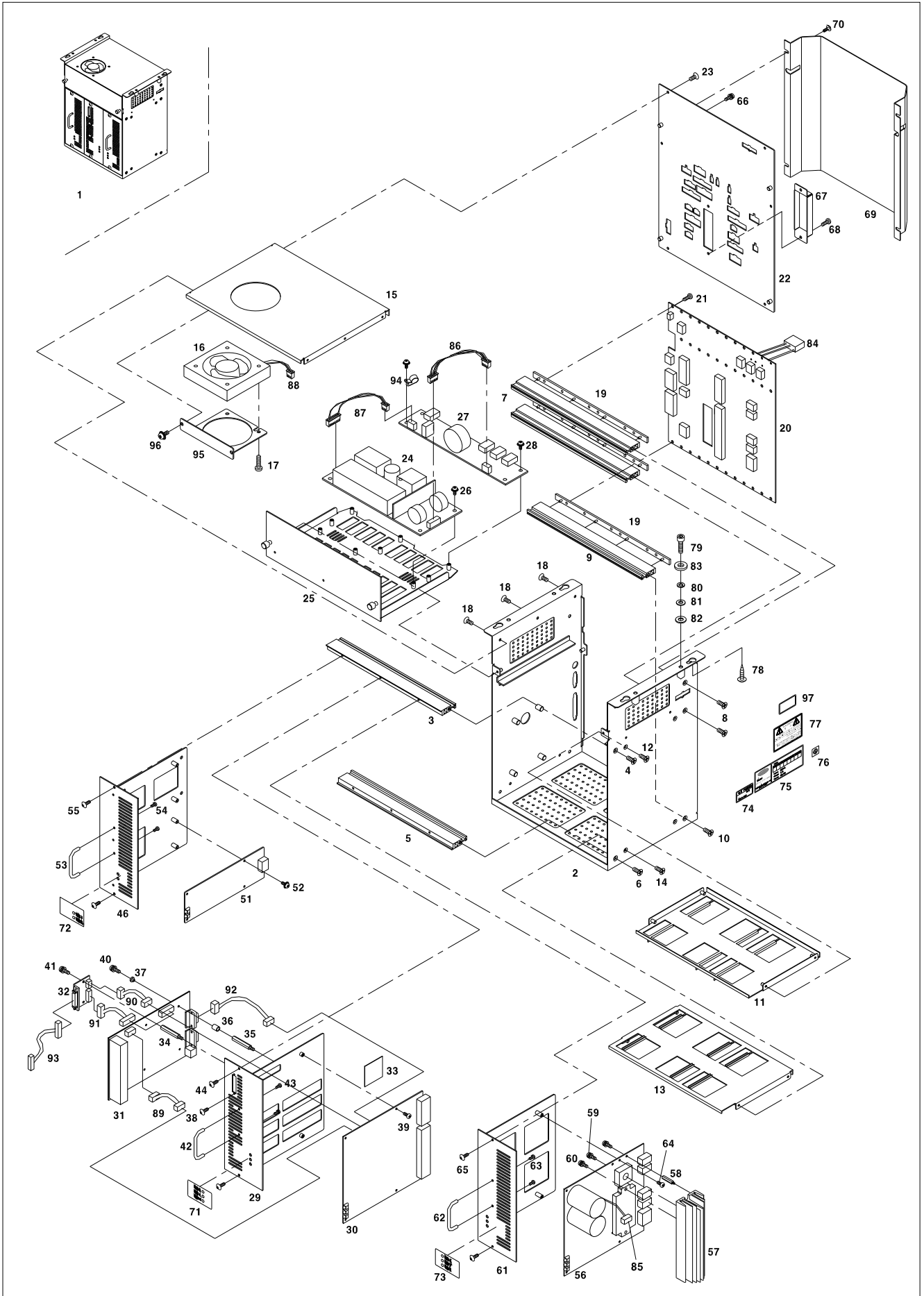
Ref. No.	Parts No.	Note	Name of Parts	품 명	Q'ty	Assembly No.
N-1	GP-013923-02		Guide Block	가이드 블록	1	
N-2	GP-023488-00		Bush	가이드 블록 리니어 부쉬[LM 25]	4	
N-3	GP-023489-00		C-Ring	가이드 블록 리니어 부쉬 멈춤링[D=40]	4	
N-4	GP-013924-01		Moving Shaft	이송축	2	
N-5	CL-000112-00		Collar	이송축 베어링 카라	2	
N-6	GP-013928-00		Moving Shaft Holder(A)	이송축 잡이(A)	1	
N-7	GP-013931-00		Moving Shaft Holder(B)	이송축 잡이(B)	1	
N-8	AS-005529-00		Moving Cylinder Ass'y	이송 실린더(조)	1Set	
N-9	GP-022452-00		Moving Cylinder	이송 실린더(CDM2E25-450A-H7A1L)	1	
N-10	GP-022453-00		Speed Controller	이송 실린더 스피드 콘트롤러(AS2201F-01-06S)	2	
N-11	GP-022454-00		Absorber	압쇼바(RBC-2015)	2	
N-12	GP-022552-00		Rod End	롯드엔드(CRE10×125)	1	
N-13	GP-013935-00		Cylinder Supporter	실린더 받침	1	
N-14	GP-022550-00		Cylinder Supporter Rod End	실린더 받침 롯데엔드(CRE8×125)	1	
N-15	GP-013933-00		Pulley Bracket	폴리 브라켓	2	
N-16	SC-000168-00		Screw(M4×L25)	폴리 브라켓 고정나사(M4×L25)	6	
N-17	GP-013940-00		Pulley(A)	폴리(A)	2	
N-18	GP-013943-00		Pulley(B)	폴리(B)	2	
N-19	BR-000134-00		Bearing [6800ZZ]	폴리(A,B) 베어링	8	
N-20	WS-000142-00		Washer	폴리(A,B) 와셔	8	
N-21	GP-013939-00		Pulley Shaft	폴리축	4	
N-22	07009SC-4517		Screw(M5×L6)	폴리축 고정나사(M5×L6)	8	
N-23	GP-013917-03		Moving Plate	이송판	1	
N-24	GP-013897-01		Connecting Block(C)	연결블럭(C)	2	
N-25	15105SC-7113		Screw(M4×L15)	연결블럭(C) 고정나사(M4×L15)	8	
N-26	GP-013705-00		Connecting Shaft(A)	연결축(A)	2	
N-27	04014SC-4517		Screw(M5×L5)	연결축(A) 고정나사(M5×L5)	4	
N-28	GP-013926-02		Cylinder Connecting Block(D)	실린더 연결블럭 D	1	
N-29	14002SC-7113		Screw(M6×L15)	실린더 연결블럭 D 고정나사(M6×L15)	8	
N-30	AS-005532-00		Upper,Lower Cylinder Ass'y	상,하 실린더(조)	1Set	
N-31	GP-022457-00		Upper,Lower Cylinder	상,하 실린더(MGPM25-30-Y59AL)	1	
N-32	49-001A-5030		Fitting	상,하 실린더 피팅(KJL04-01S)	2	
N-33	GP-024741-00		Cylinder Cover Plate	실린더 덮개 판	1	
N-34	08091SC-7113		Screw(M6×L20)	고정나사(M6×L20)	4	
N-35	GP-023838-00		Dust Plate(A)	먼지막이(A)	1	
N-36	GP-023839-00		Dust Plate(B)	먼지막이(B)	1	
N-37	GP-013946-00		Dust Plate Holder(A)	먼지막이 잡이(A)	2	
N-38	GP-013948-00		Dust Plate Holder(B)	먼지막이 잡이(B)	2	
N-39	GP-013949-00		Dust Plate Holder(C)	먼지막이 잡이(C)	2	
N-40	GP-013950-00		Spring	스프링	2	
N-41	SC-000759-00		Screw(M3×L5)	고정나사(M3×L5)	12	
N-42	GP-013925-02		Cylinder Connecting Block(C)	실린더 연결블럭(C)	1	
N-43	08091SC-7113		Screw(M6×L20)	실린더 연결블럭(C) 고정나사(M6 L=20)	4	
N-44	GP-013919-02		Plate(A)	판(A)	1	
N-45	GP-013920-02		Plate(B)	판(B)	1	
N-46	15105SC-7113		Screw(M4×L15)	판 고정나사 (M4×L=15)	14	
N-47	16059SC-7113		Screw(M6×L12)	이송축잡이 고정나사(M6×L=12)	8	
N-48	GP-023754-00		Sensor Holder	센서잡이	1	
N-49	03071SC-4113		Screw(M3×L10)	센서잡이 고정나사(M3×L=10)	2	
N-50	03071SC-7113		Guide Block Robochain	가이드 블록 로보체인(1BR)	1	
N-51	02015SC-7113		Screw(M4×L10)	가이드 블록 로보체인 잠나사	4	
N-52	49A015S-811H		Nipple	니플(일자형 M5, 4Ø)	4	
N-54	GP-022556-00		End Rod(F)	엔드로드(F)	1	
N-55	14027SC-7113		Screw(M8×L30)	이송 실린더 고정나사(M8×L30)	1	
N-56	SN-000113-00		Nut(M8)	이송 실린더 너트(M8)	1	
N-57	SN-000906-01		Screw	이송 실린더 고정나사	1	
N-58	GP-028282-00		Moving Plate Guide	이송판 가이드	2	





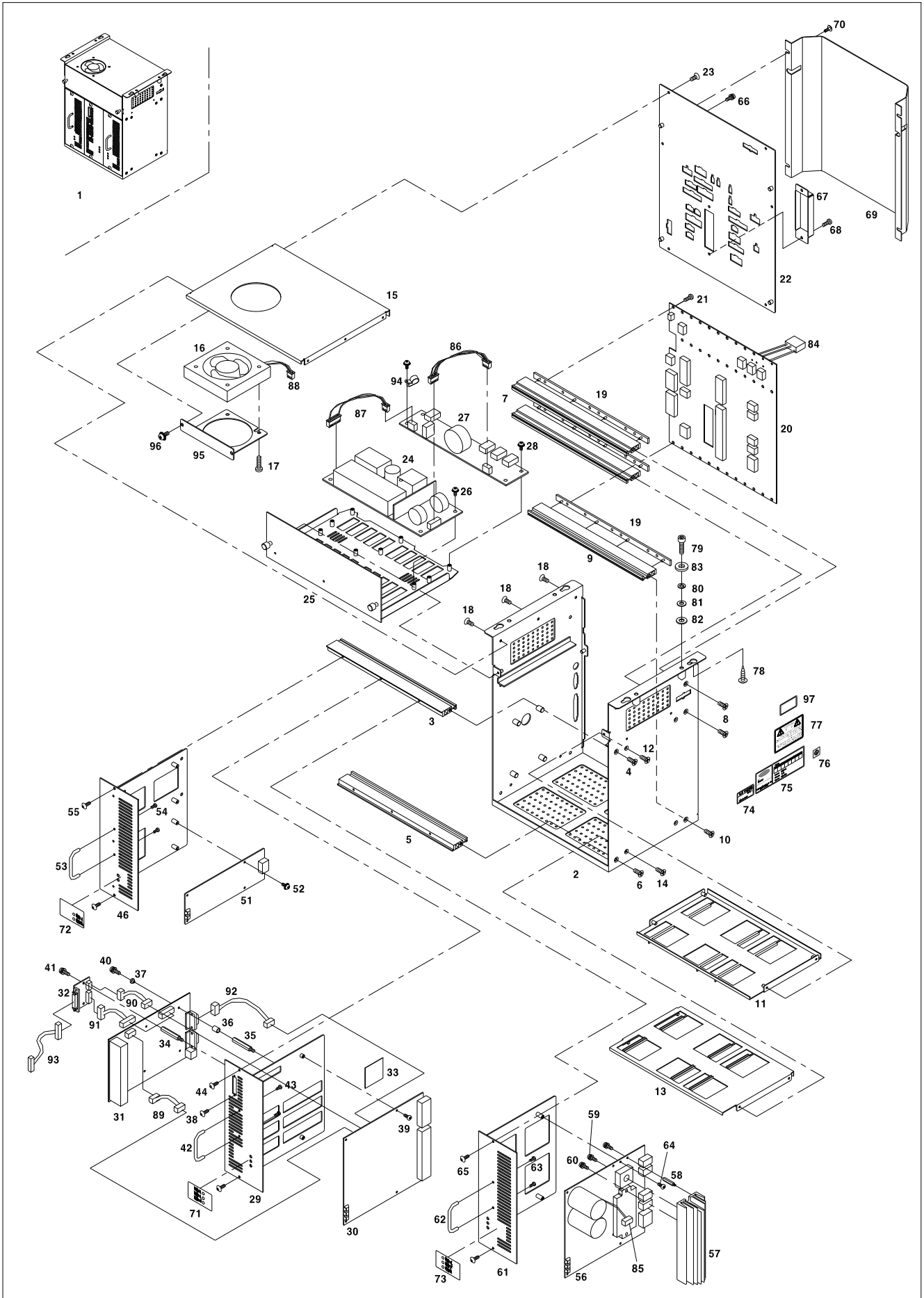








Ref. No.	Parts No.	Note	Name of Parts	품 명	Q'ty	Applied Period
P-1	SSPT-0000113		Control Box Ass'y	컨트롤박스(조)	1Set	
P-2	GP-021872-00		Box Body	박스바디	1	
P-3	GP-008671-01		Front Profile Upper	전면부 프로파일-상	1	
P-4	10-016S-CPT1		Screw(M4×L12)	전면부 프로파일-상 고정나사(M4×L12)	2	
P-5	GP-008672-01		Front Profile Lower	전면부 프로파일-하	1	
P-6	10-016S-CPT1		Screw(M4×L12)	전면부 프로파일-하 고정나사(M4×L12)	2	
P-7	GP-008673-00		Rear Profile Upper	후면부 프로파일-상	2	
P-8	10-016S-CPT1		Screw(M4×L12)	후면부 프로파일-상 고정나사(M4×L12)	4	
P-9	GP-008674-00		Rear Profile Lower	후면부 프로파일-하	1	
P-10	10-016S-CPT1		Screw(M4×L12)	후면부 프로파일-하 고정나사(M4×L12)	2	
P-11	GP-013168-00		Upper Frame	가로지지대-상	1	
P-12	10-004M-SW68		Screw(M3×L5)	가로지지대-상 고정나사(M3×L5)	4	
P-13	GP-013169-00		Lower Frame	가로지지대-하	1	
P-14	10-004M-SW68		Screw(M3×L5)	가로지지대-하 고정나사(M3×L5)	4	
P-15	GP-008662-02		Screw(M3×L5)	상면커버	1	
P-16	EP-00040-00		Control Box Fan	컨트롤박스 팬 (AD0824HS-C72)	1	
P-17	SC-000656-00		Screw(M5×L10)	컨트롤박스 팬 고정나사(M5×L10)	4	
P-18	10-004M-SW68		Screw(M3×L5)	상면커버 고정나사(M3×L5)	6	
P-19	GP-008667-00		Insulation Plate	절연 플레이트	3	
P-20	BD-000471-01		Backplane Board	백플레인 보드	1	
P-21	10-020M-SW66		Screw(M3×L12)	백플레인보드 고정나사(조)(M3×L12)	18	
P-22	GP-016444-01		Rear Cover	후면커버	1	
P-23	10-004M-SW68		Screw(M3×L5)	후면커버 고정나사(M3×L5)	6	
P-24	EP-000039-00		SMPS (ZWS240PAF-48/J)	SMPS (ZWS240PAF-48/J)	1	
P-25	GP-008701-05		SMPS Bracket	SMPS 브라켓	1	
P-26	10-002S-SW66		Screw(M3×L8)	SMPS 고정나사(조)(M3×L8)	5	
P-27	BD-000315-04		DDC Board	DDC 보드	1	
P-28	10-002S-SW66		Screw(M3×L8)	DDC 보드 고정나사(조)(M3×L8)	6	
P-29	GP-013167-01		Digital Board Bracket	디지털 보드 브라켓	1	
P-30	BD-000535-05		Digital Board	디지털 보드	1	
P-31-1	BD-000865-00		486 CPU Card (SJS/A-PS/A)	CPU 카드 (SJS/A-PS/A용)	1	Sep.15.09
	BD-000473-09		CPU Card (SJS/A-PS/A)	CPU 카드 (SJS/A-PS/A용)	1	
P-31-2	BD-000866-00		486 CPU Card (SJS/A-PS/B)	CPU 카드 (SJS/A-PS/B용)	1	Sep.15.09
	BD-000640-04		CPU Card (SJS/A-PS/B)	CPU 카드 (SJS/A-PS/B용)	1	
P-32	BD-000337-01		FDD Board	FDD 보드	1	
P-33	GP-021873-00		Digital Board Ragiator Sheet	디지털 보드 방열시트	1	
P-34	GP-016176-00		Digital Board Stud(A)	디지털 보드 스테드 (A)(3-5-37)	2	
P-35	10-006S-AT10		Digital Board Stud(B)	디지털 보드 스테드 (B)(3-5-20)	4	
P-36	01-101B-OT10		I/O Board Isolated Bushing(A)	I/O 보드 절연 부싱(A)	2	
P-37	10-109C-3701		I/O Board Isolated Bushing(B)	I/O 보드 절연 부싱(B)	4	
P-38	SC-000373-00		Screw(M2.5×L5)	FDD 컨넥터 고정나사(M2.5×L5)	2	
P-39	10-028S-SC53		Screw(M3×L8)	디지털 보드 고정나사(조)(M3×L8)	6	
P-40	10-073S-3701		Screw(M3×L10)	I/O 보드 고정나사(M3×L10)	4	
P-41	10-028S-SC53		Screw(M3×L7)	FDD 보드 고정나사(조)(M3×L7)	2	
P-42	GP-012617-00		Board Bracket Handle	보드 브라켓 손잡이	1	
P-43	10-073S-3701		Screw(M3×L10)	보드 브라켓 손잡이 고정나사(M3×L10)	2	
P-44	SC-000507-00		Screw(M3.5×L6)	디지털 보드 브라켓 고정나사(M3.5×L6)	2	
P-46	GP-016446-01		Step Board Bracket	스텝 보드 브라켓	1	
P-51	BD-000472-03		Power Board	파워 보드	1	Jan.08.09
P-52	10-002S-SW66		Screw(M3×L8)	파워 보드 고정나사(M3×L8)	4	
P-53	GP-012617-00		Board Bracket Handle	보드 브라켓 손잡이	1	
P-54	10-073S-3701		Screw(M3×L10)	보드 브라켓 손잡이 고정나사(M3×L10)	2	
P-55	SC-000507-00		Screw(M3.5×L6)	스텝 보드 브라켓 고정나사(M3.5×L6)	2	
P-56	BD-000538-03		Main Board	주축 보드	1	
P-57	GP-007203-00		Main Board Radiator	주축 보드 방열판	1	
P-58	10-012M-PT10		Main Board Stud	주축 보드 스테드(3-5-15)	3	
P-59	01-003S-2070		Screw(M4×L16)	브릿지다이오드 고정나사(조)(M4×L16)	1	



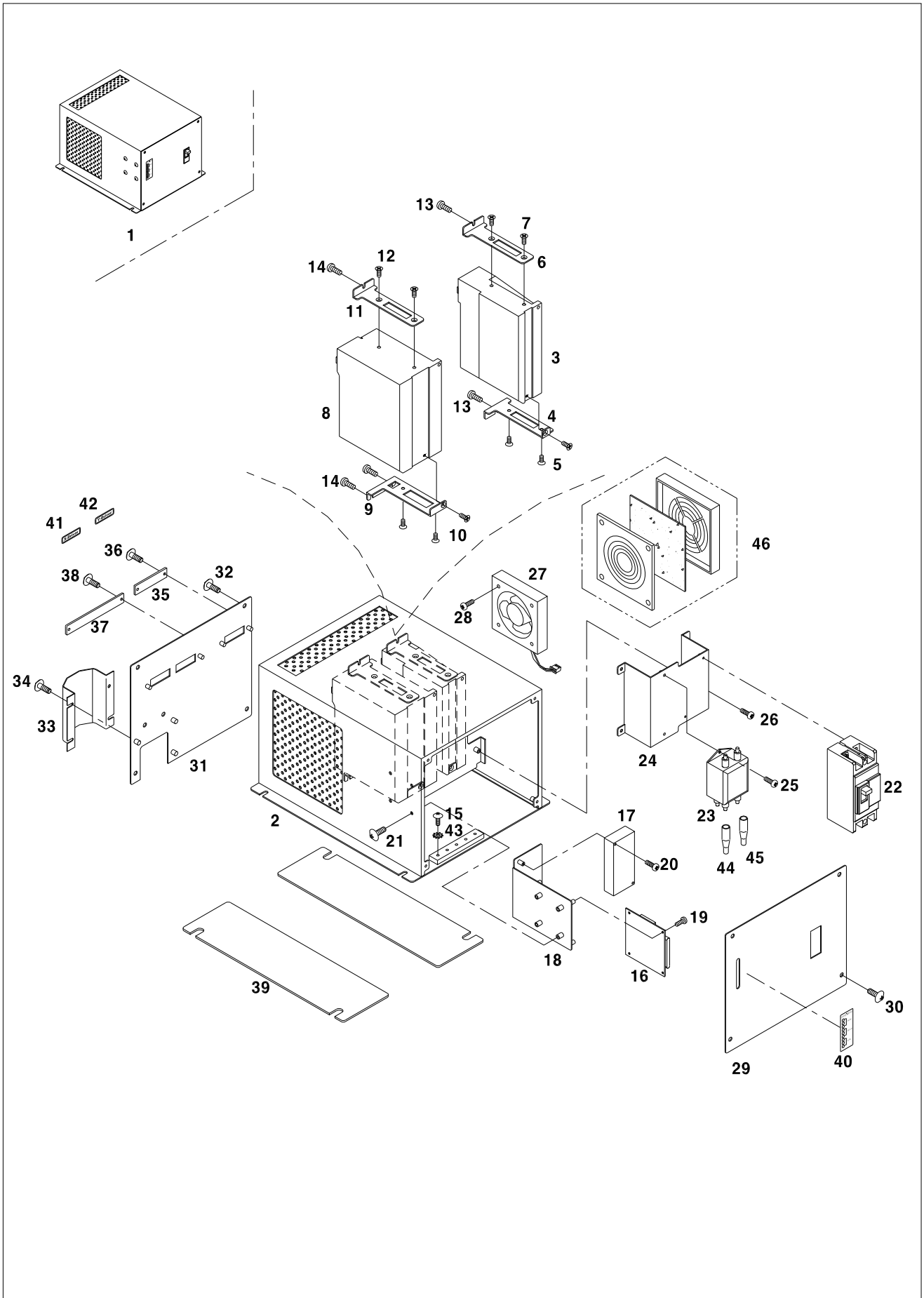




# Q

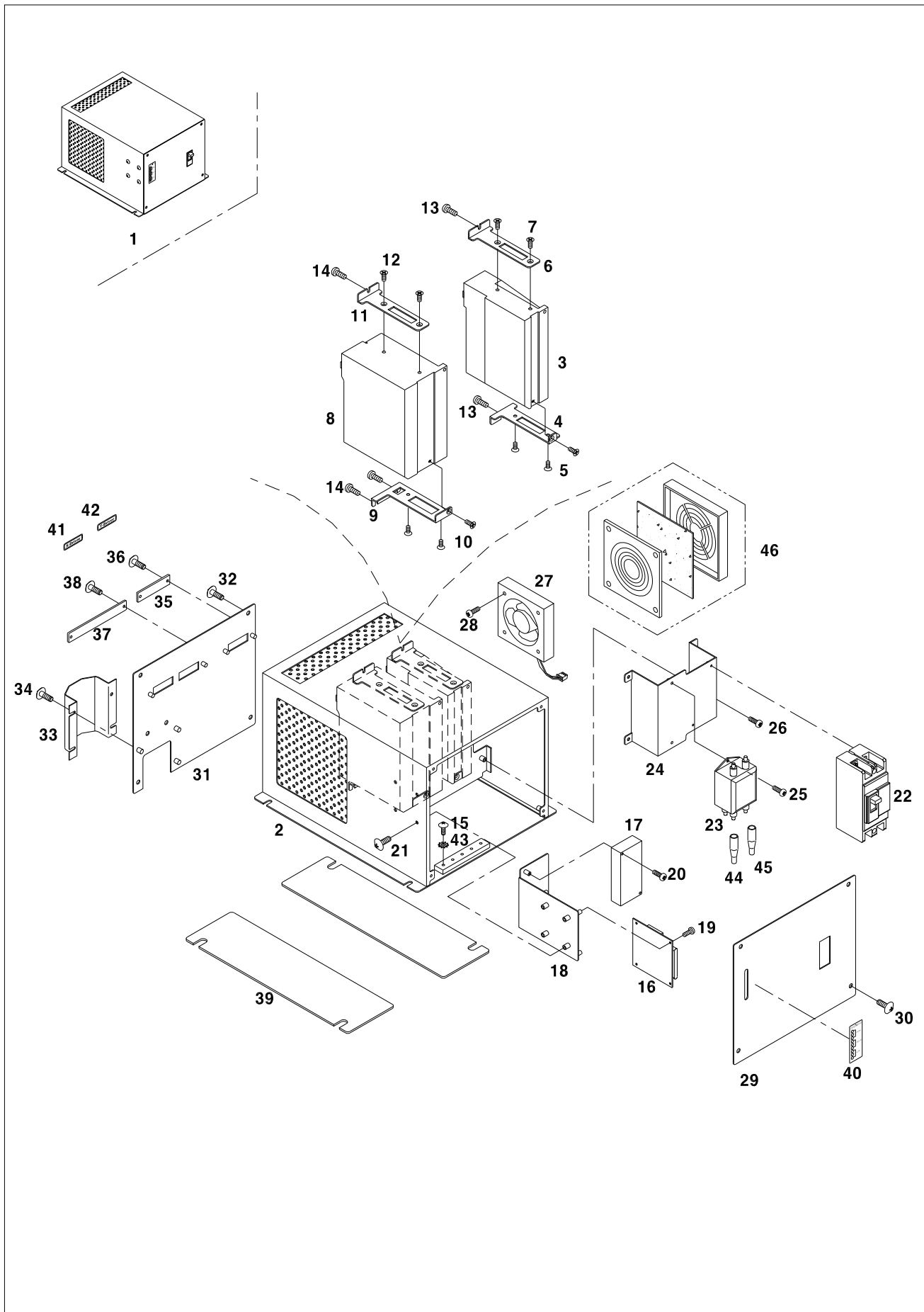
## AMP Box Mechanism

### AMP 박스 관계

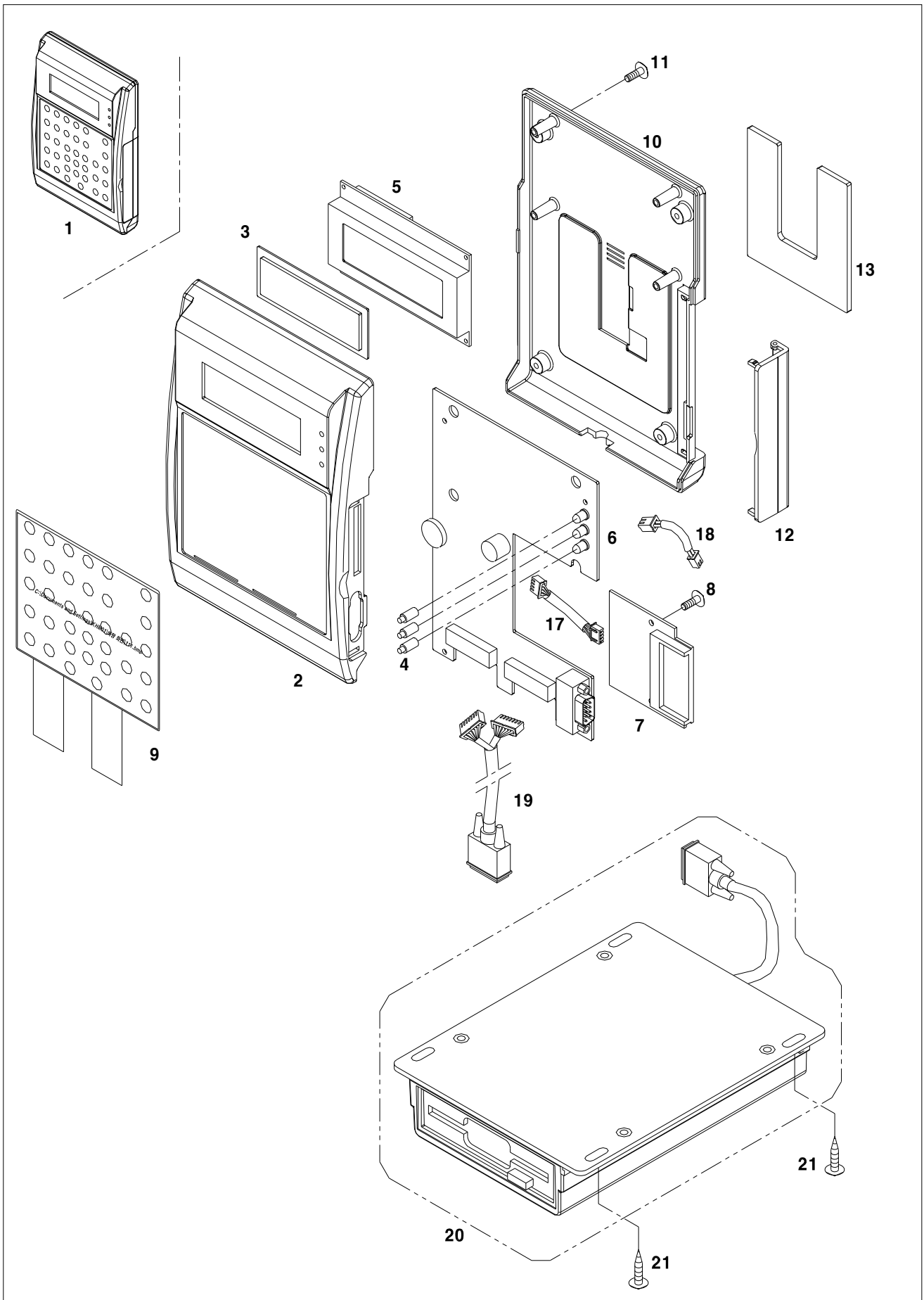


Ref. No.	Parts No.	Note	Name of Parts	품 명	Q'ty	Applied Period
Q-1	SSPT-0000114		AMP Box Ass'y	앰프박스 (조)	1Set	
Q-2	GP-021188-00		AMP Box	앰프박스	1	
Q-3	EP-000182-00		Y-Servo Motor Drive AMP	Y-서보모터 구동 앰프	1	
Q-4	GP-021190-00		Fixing Bracket A For Drive	드라이브 고정 브라켓(A)	1	
Q-5	06-001C-SE50		Screw(M4×L8)	드라이브 고정 브라켓(A)고정나사(M4×L8)	3	
Q-6	GP-021730-00		Fixing Bracket A-A For Drive	드라이브 고정브라켓(A-A)	1	
Q-7	06-001C-SE50		Screw(M4×L8)	드라이브 고정 브라켓(A-A)고정나사(M4×L8)	2	
Q-8	EP-000183-00		X-Servo Motor Drive AMP	X-서보모터 구동 앰프	1	
Q-9	GP-009434-00		Fixing Bracket For Drive	드라이브 고정 브라켓	1	
Q-10	06-001C-SE50		Screw(M4×L8)	드라이브 고정 브라켓 고정나사(M4×L8)	3	
Q-11	GP-021731-00		Fixing Bracket A-B For Drive	드라이브 고정브라켓(A-B)	1	
Q-12	06-001C-SE50		Screw(M4×L8)		2	
Q-13	07-004S-SM5S		Screw(M4×L10)	Y-서보모터 구동 앰프 고정나사 (M4×L10)	2	
Q-14	07-004S-SM5S		Screw(M4×L10)	X-서보모터 구동 앰프 고정나사(M4×L10)	3	
Q-15	01-037S-2070		Screw(M4×L8)	접지나사(동나사)(M4×L8)	7	
Q-16	BD-000476-00		Indicator Board	인디 케이터 보드	1	
Q-17	EP-000185-00		SMPS Board	SMPS 보드(ZWS5-5)	1	
Q-18	GP-021192-00		Indicator Bracket	인디 케이터 브라켓	1	
Q-19	10-002S-SW66		Screw(M3×L8)	인디 케이터 보드 고정나사(M3×L8)	4	
Q-20	10-002S-SW66		Screw(M3×L8)	SMPS 보드 고정나사(M3×L8)	2	
Q-21	10-003M-PT01		Screw(M4×L8)	인디 케이터 브라켓 고정나사(M4×L8)	4	
Q-22	EP-000188-00		Intercept	배선용 차단기 (ABS 52b -10A)	1	
Q-23	EP-000184-00		Noise Filter	노이즈 필터 (MAS-1206-33)	1	
Q-24	GP-021191-00		Switch Bracket	스위치 브라켓	1	
Q-25	10-002S-SW66		Screw(M3×L8)	노이즈 필터 고정나사(M3×L8)	2	
Q-26	07-004S-SM5S		Screw(M4×L10)	스위치 브라켓 고정나사(M4×L10)	4	
Q-27	EP-000071-00		AMP Box FAN	앰프 박스 팬 (AA1252MB-ATGL)	1	
Q-28	01-002M-AU12		Screw(M4×L35)	앰프 박스 팬 고정나사 (M4×L35)	4	
Q-29	GP-021198-00		Front Cover	전면 커버	1	
Q-30	10-003M-PT01		Screw(M4×L8)	전면 커버 고정나사(M4×L8)	4	
Q-31	GP-021208-00		Rear Cover	후면 커버	1	
Q-32	10-003M-PT01		Screw(M4×L8)	후면 커버 고정나사 (M4×L8)	3	
Q-33	GP-021207-00		Cable Cover	케이블 커버	1	
Q-34	10-003M-PT01		Screw(M4×L8)	케이블 커버 고정나사(M4×L8)	4	
Q-35	GP-021210-00		Switch Cover(A)	스위치 커버(A)	1	
Q-36	13054SC-3123		Screw(M3×L8)	스위치 커버(A) 고정나사 (M3×L8)	2	
Q-37	GP-021213-00		Switch Cover(B)	스위치 커버(B)	1	
Q-38	13054SC-3123		Screw(M3×L8)	스위치 커버(B) 고정나사 (M3×L8)	2	
Q-39	GP-021209-00		Base Plate Rubber	베이스판 방진고무	1	
Q-40	GP-012799-01		Indicator Sticker	인디케이터 스티커	1	
Q-41	GP-009832-00		X-driver Sticker	X-드라이버 스티커	1	
Q-42	GP-009833-00		Y-driver Sticker	Y-드라이버 스티커	1	
Q-43	09-045W-3701		Washer	이불이 와셔	7	
Q-44	GP-025506-00		Tube(L)-Red	악어클립 튜브(대)-적색	1	
Q-45	GP-025507-00		Tube(L)-Black	악어클립 튜브(대)-흑색	1	
Q-46	01-001B-CPT2		Fan Cover	팬 커버	1	
Q-47	CA-002256-02		X-Y AMP Power Input Cable(PS)	X-Y AMP 전원입력 케이블(PS)	1	Apr.08.09
Q-48	CA-002257-02		X-Y AMP Signal Input Cable	X-Y AMP 신호연결 케이블	1	Apr.08.09
Q-49	CA-002258-00		Power Interception Device digital Power Cable	전원 차단장치 디지털 전원케이블	1	
Q-50	CA-002259-00		Interceptor Power Input Cable	차단기 전원 입력 케이블	1	
Q-51	CA-002260-01		Control Box Power Connecting Cable	컨트롤 박스 전원 연결 케이블	1	Apr.08.09
Q-52	CA-002261-00		Noise Filter-NFB Connecting Cable	노이즈 필터-NFB 연결 케이블	1	
Q-53	CA-002262-00		Power Interception Device-NFB Connecting Cable	전원차단장치-NFB 연결 케이블	1	
Q-54	CA-002263-00		AC Cooling Pan Cable	AC 냉각 팬 케이블	1	
Q-55	CA-002264-01		Y-Motor Output Connecting Cable(PS)	Y축모터 출력 중간연결 케이블(PS)	1	Apr.08.09
Q-56	CA-002265-01		Y-Motor Encoder Connecting Cable(PS)	Y축 모터 엔코더 중간연결 케이블(PS)	1	Apr.08.09
Q-57	CA-002266-02		X-Motor Output Connecting Cable(PS)	X축 모터 출력 중간연결 케이블(PS)	1	Apr.08.09

※ 케이블은 전기전자 매뉴얼 블럭다이어그램 참고하세요.





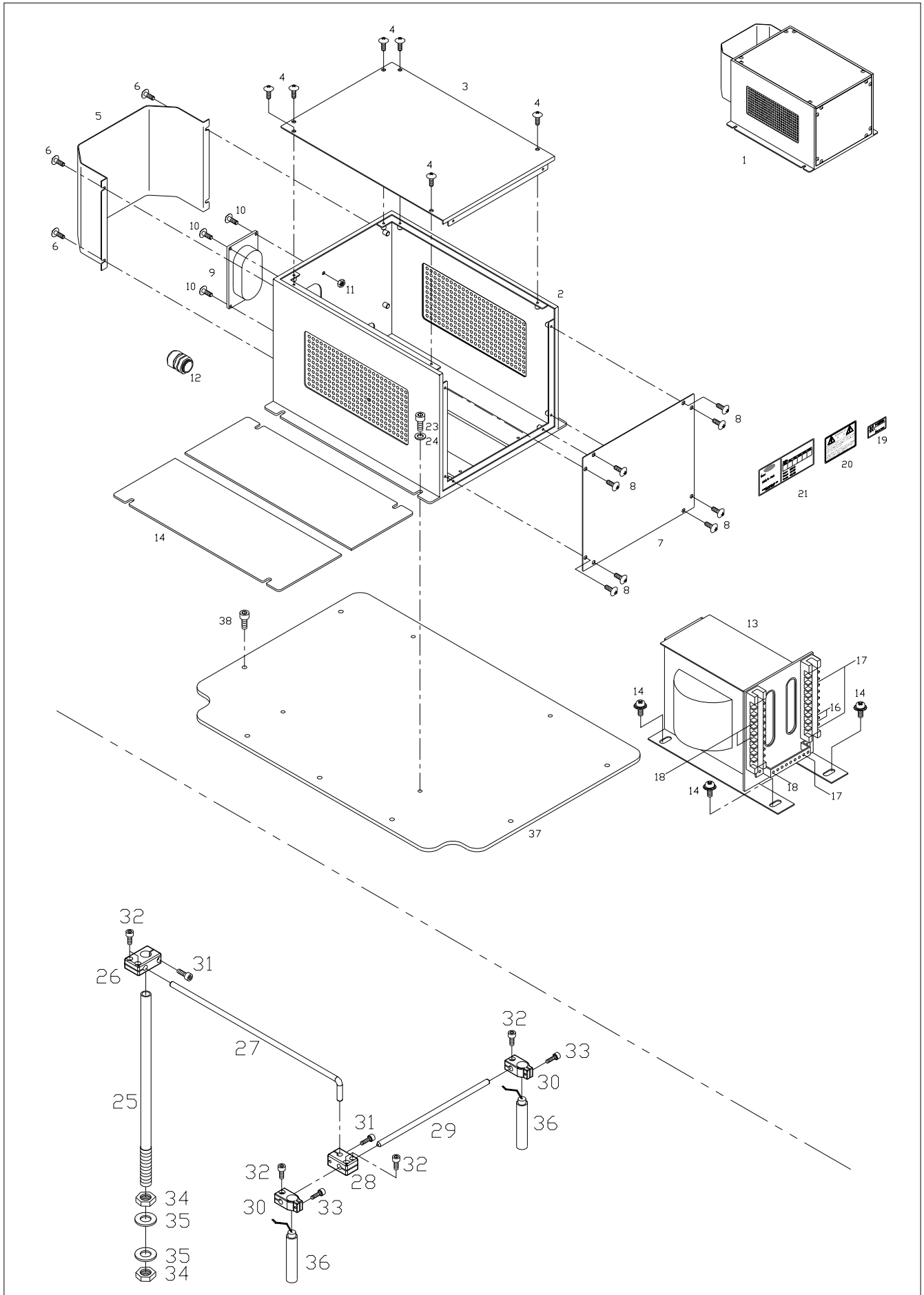




# S

## Transformer Box & Laser Point Mechanism

### 트랜스포머 박스 & 레이저 포인트 관계



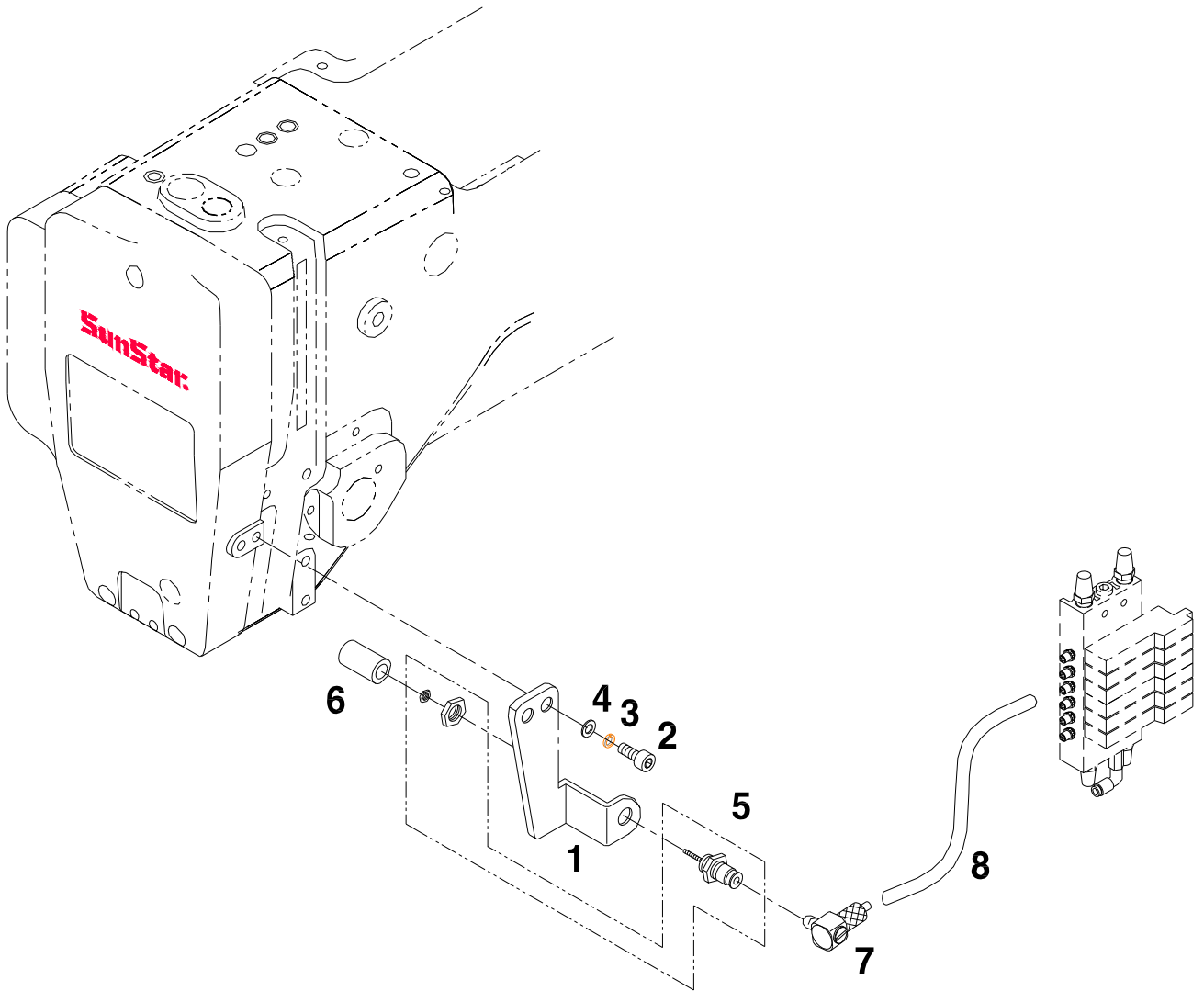




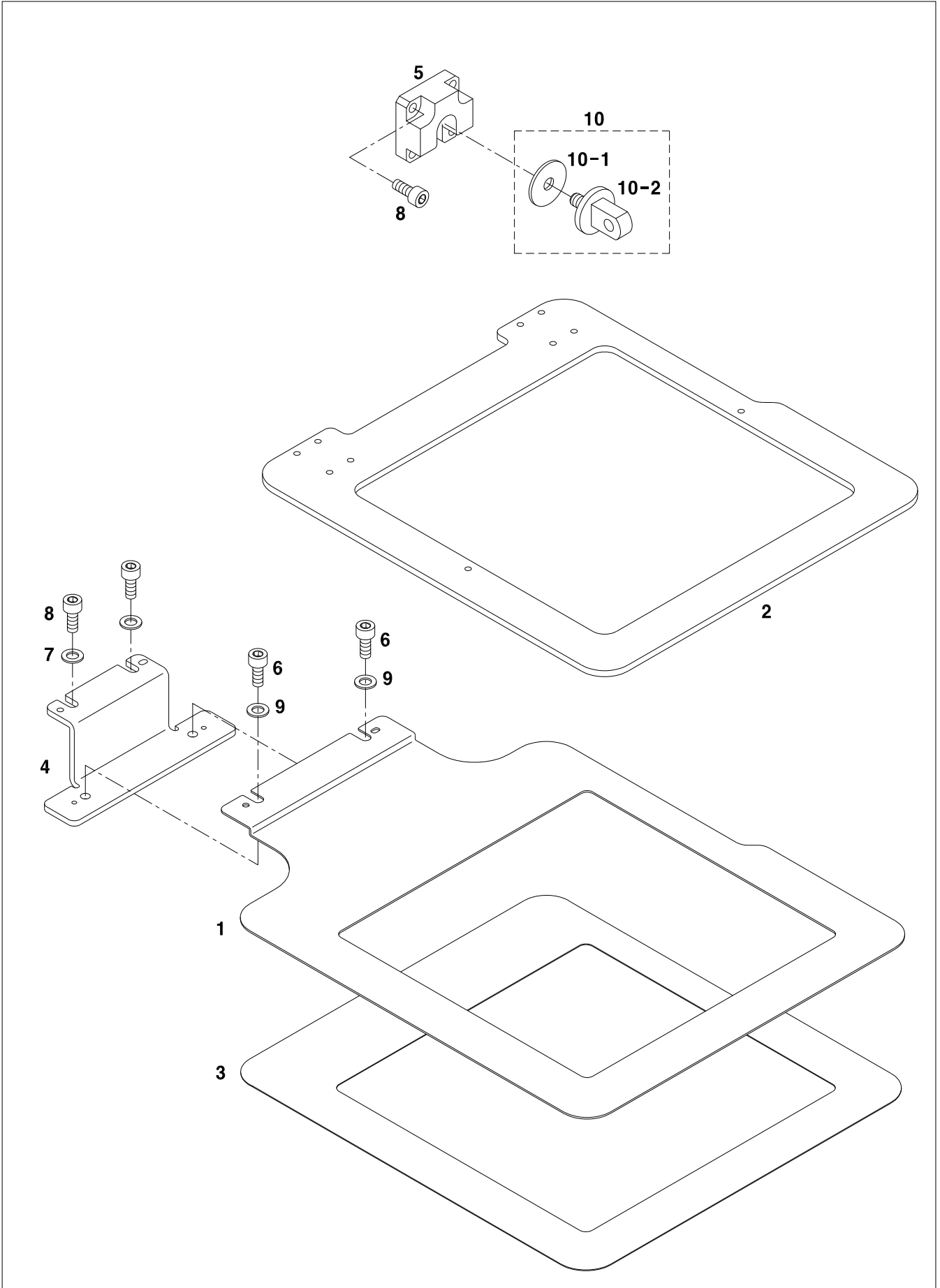
# S1

## Upper Thread Holding Device Mechanism (Option)

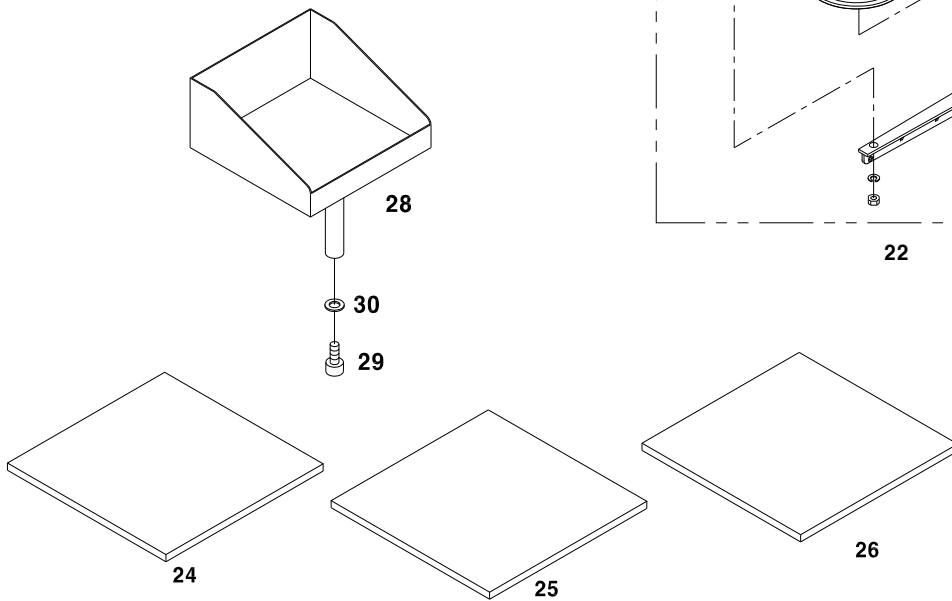
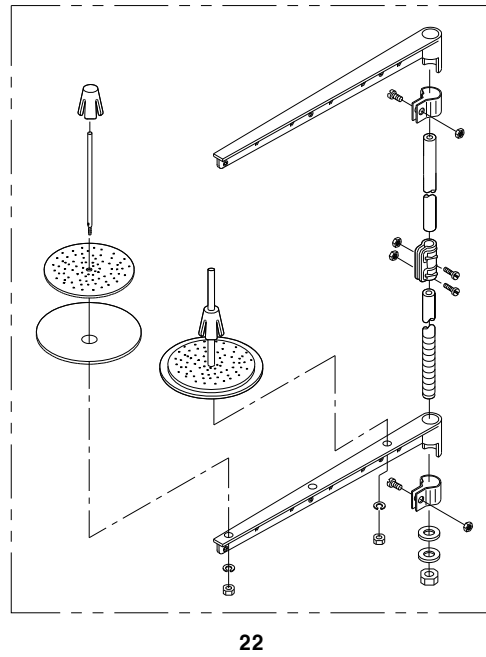
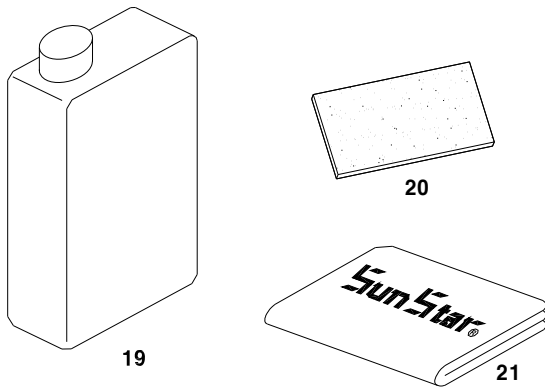
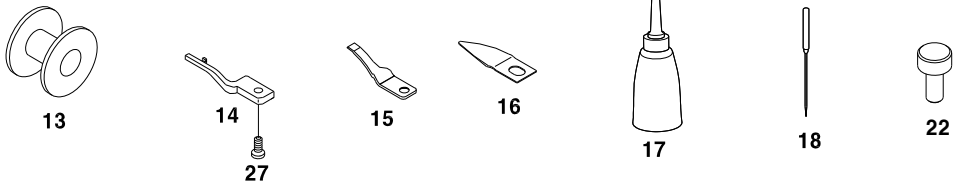
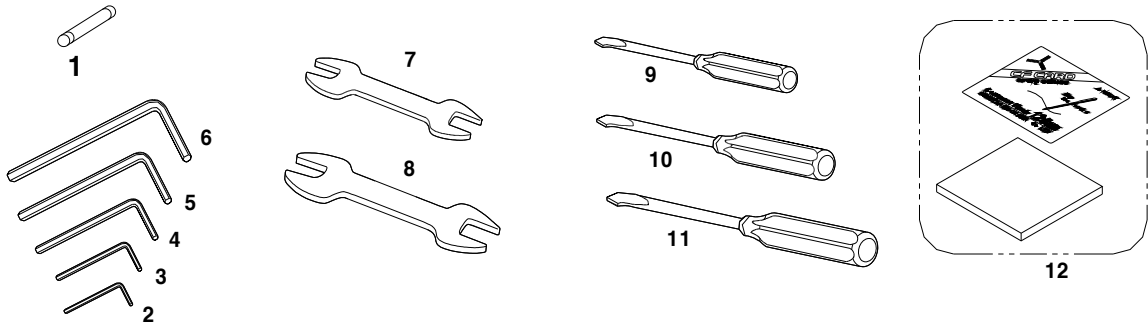
윗실 홀딩 장치 관계 (선택사양)















# Gauge Mechanism

## 게이지 관계

### ◎ Inner Clamp - Small

Inner clamp link (C)(S)	Clamp guide 1-C(S)	Clamp guide 1-L (S)	Clamp guide 1-R (S)	Clamp Plate (Upper)(S)	Clamp plate (Lower)(S)
GP-028537-00	GP-028544-00	GP-028547-01	GP-028553-01	GP-028554-00	GP-028557-00

### ◎ Inner Clamp - Large

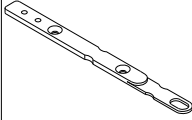
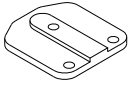
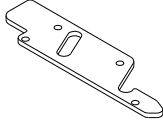
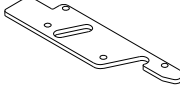
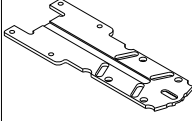
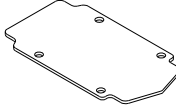


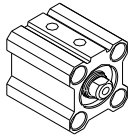
Inner clamp link (C)(L)	Clamp guide 1-C	Clamp guide 1-L (L)	Clamp guide 1-R (L)	Clamp Plate (Upper)(L)	Clamp plate (Lower)(L)
GP-028585-00	GP-028580-00	GP-028588-00	GP-028589-00	GP-028587-00	GP-028586-00

### ◎ Inner Clamp Stroke 10

Inner clamp link (C)(10s)	Clamp guide 1-C(10s)	Clamp guide 1-L(10s)	Clamp guide 1-R(10s)	Clamp Plate (Upper)(10s)	Clamp plate (Lower)(10s)
GP-029473-00	GP-029476-00	GP-029478-00	GP-029477-00	GP-029479-00	GP-029480-00
Inner clamp link(R)(10s)	Inner clamp link(R)(10s)	Clamp Cylinder(10s)			
GP-029474-00	GP-029475-00	GP-030186-00			



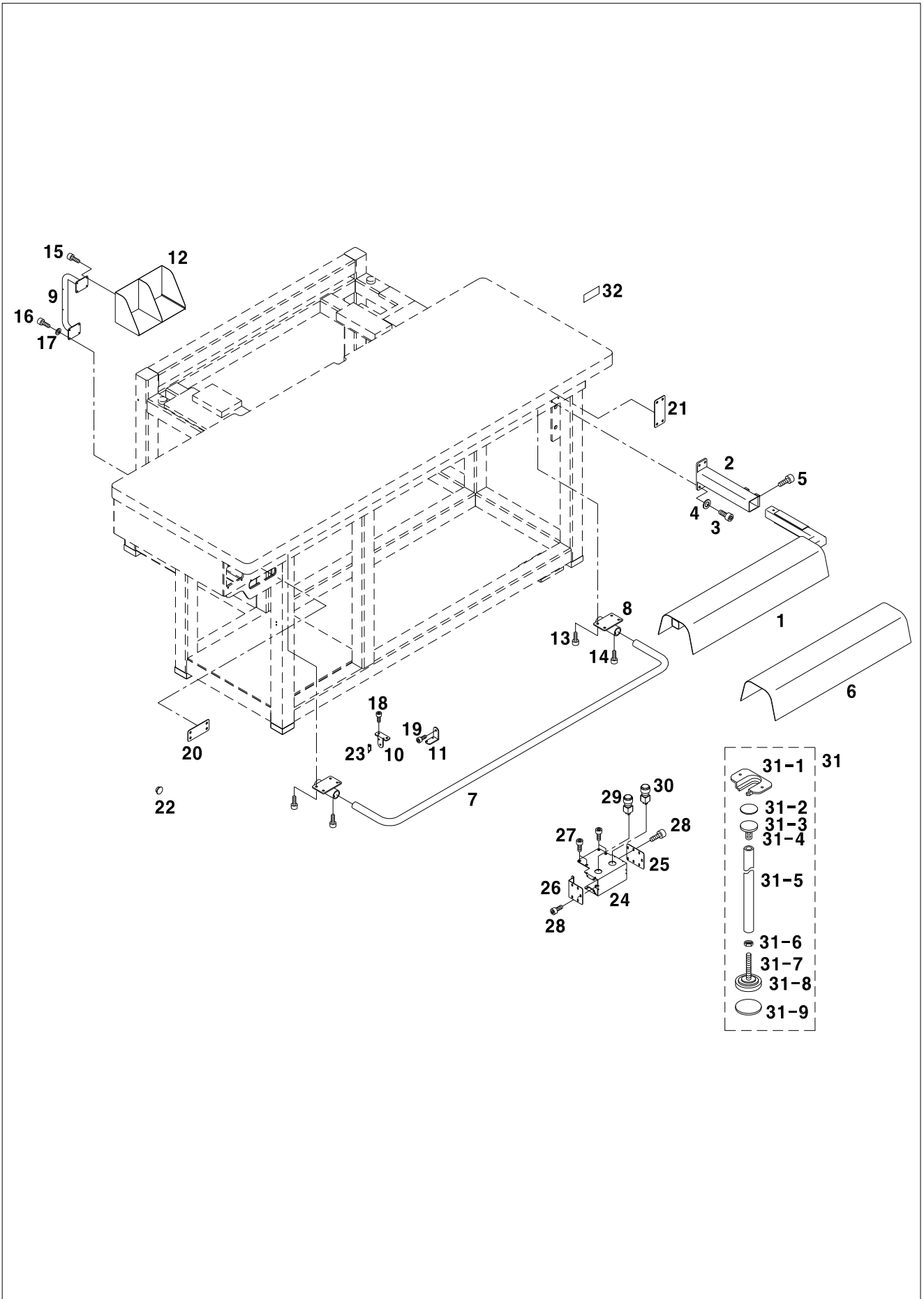
◎ Inner Clamp Stroke 15

					
Inner clamp link (C)(15s)	Clamp guide 1-C(15s)	Clamp guide 1-L(15s)	Clamp guide 1-R(15s)	Clamp Plate (Upper)(15s)	Clamp plate (Lower)(15s)
GP-029481-00	GP-029484-00	GP-029486-01	GP-029485-01	GP-029487-00	GP-029488-00
					
Inner clamp link(R)(15s)	Inner clamp link(R)(15s)	Clamp Cylinder(15s)			
GP-029482-00	GP-029483-00	GP-030185-00			

# V

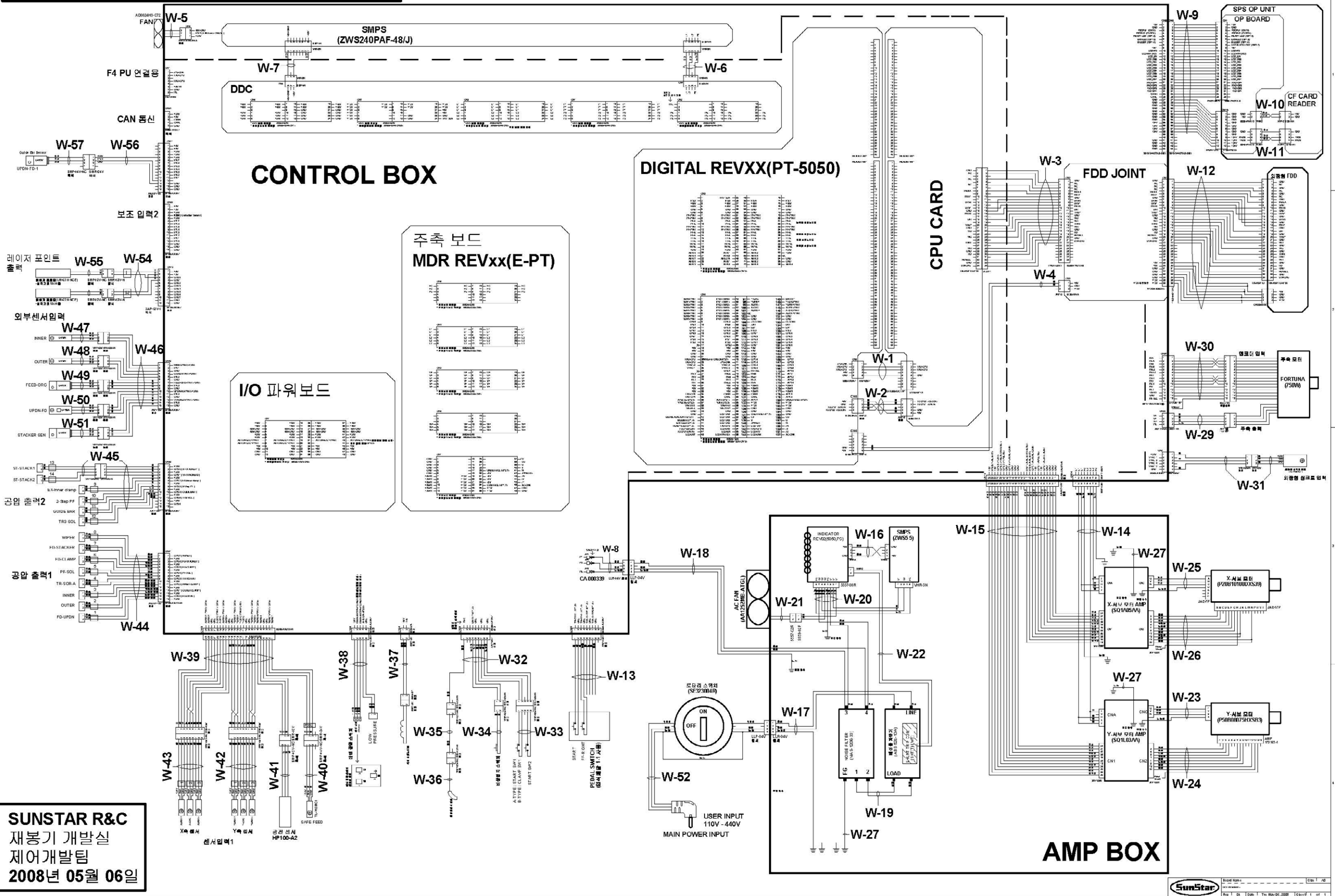
## Exclusive Part for SJS/A-PS/B

### SJS/A-PS/B 전용 부품 관계





포켓세터 케이블 블록 다이어그램



SUNSTAR R&C  
재봉기 개발실  
제어개발팀  
2008년 05월 06일

1) 컨트롤박스 및 AMP박스 케이블 관계

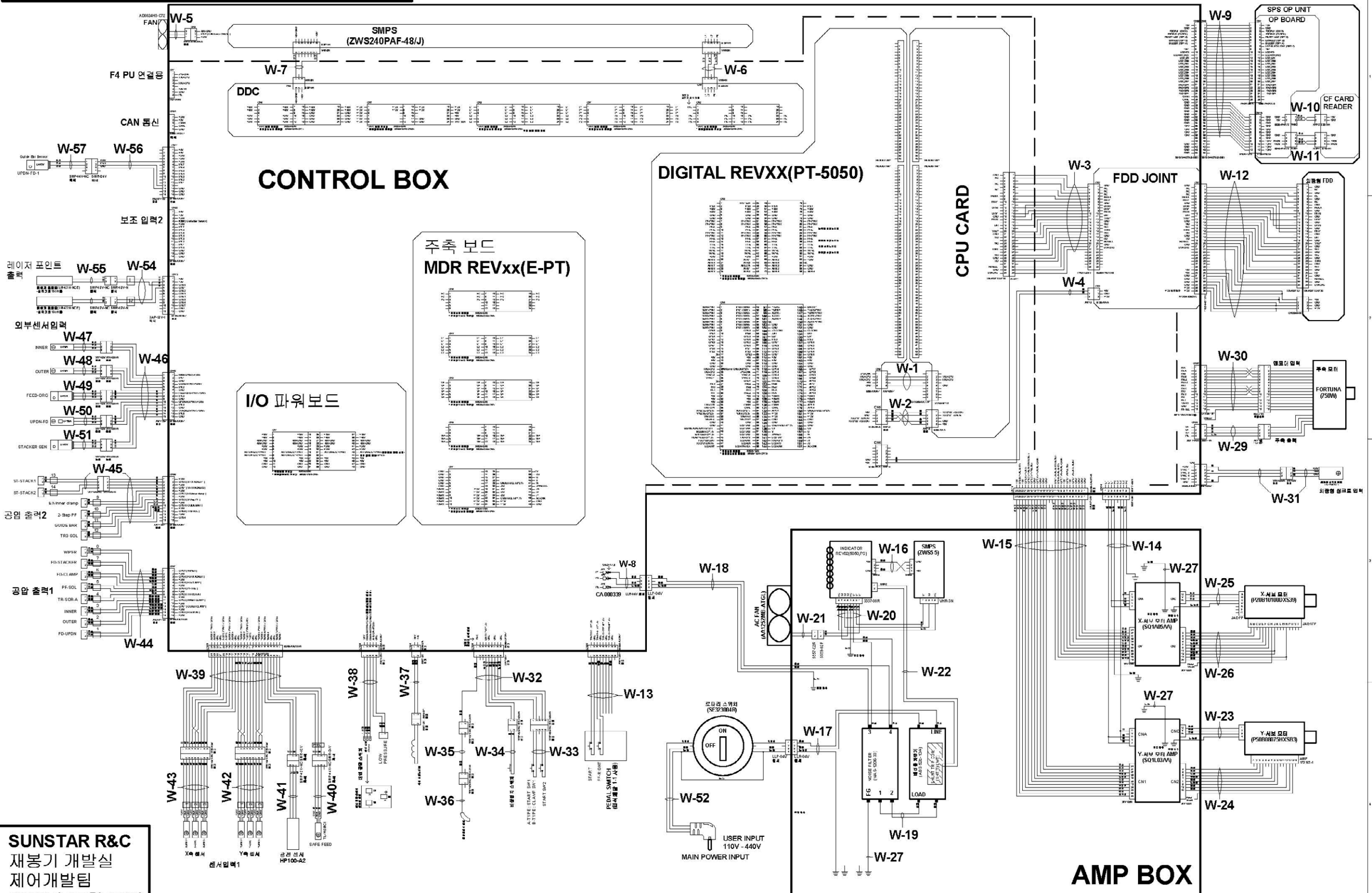
Ref. No.	Parts No.	Note	Name of Parts	품 명	Q'ty	Assembly No.
W-1	CA-000751,00		CPU Card communication Cable	CPU 카드 직렬 통신 케이블	1	
W-2	CA-000750,00		Key Input Cable	키 입력 케이블	1	
W-3	CA-000752,00		FDD Signal Input Cable	FDD 신호 입력 케이블	1	
W-4	CA-000753,00		FDD Power Input Cable	FDD 전원 입력 케이블	1	
W-5	CA-000341,03		Fan Connecting Cable	컨트롤 박스 냉각 팬 케이블	1	
W-6	CA-000343,00		Connecting Cable2	DDC 보드 & SMPS 보드 연결 케이블2	1	
W-7	CA-000342,00		Connecting Cable1	DDC 보드 & SMPS 보드 연결 케이블1	1	
W-8	CA-000339,02		Power Input Cable	외부 전원 입력 케이블	1	
W-9	CA-002729,00		OP UNIT Cable	OP Unit 연결 케이블	1	
W-10	CA-001069,00		CF Card Power Input Cable	CF 카드 전원연결 케이블	1	
W-11	CA-001068,00		CF Card communication Cable	CF 카드 통신연결 케이블	1	
W-12	CA-002250,00		FDD Connecting Cable	외장형 FDD 연결 케이블	1	
W-13	CA-000749,01		Pedal Input Cable	입식페달 입력 연결 케이블	1	
W-14	CA-002256,01		AMP Power Input Cable	X-Y AMP 전원 입력 케이블(PS)	1	
W-15	CA-002257,01		AMP Signal Input Cable	X-Y 축 AMP 신호 연결 케이블	1	
W-16	CA-002258,00		Power Interception Device Digital Power Cable	전원 차단 장치 디지털 전원 케이블	1	
W-17	CA-002259,00		Interceptor Power Input Cable	차단기 전원 입력 케이블	1	
W-18	CA-002260,00		Control Box Power Connecting Cable	컨트롤 박스 전원 연결 케이블	1	
W-19	CA-002261,00		Noise Filter-NFB Connecting Cable	노이즈 필터 - NFB 연결 케이블	1	
W-20	CA-002262,00		Power Interception Device -NFB Connecting Cable	전원 차단장치 - NFB 연결 케이블	1	
W-21	CA-002263,00		AC Cooling Pan Cable	AC 냉각 팬 케이블	1	
W-22	CA-002254,00		Shunt Trip Connecting Cable	SHUNT TRIP 연결 케이블	1	
W-23	CA-002264,00		Y-Motor Output Connecting Cable	Y축 모터 출력 중간 연결 케이블(PS)	1	
W-24	CA-002265,00		Y-Motor Encoder Connecting Cable	Y축 모터 엔코더 중간 연결 케이블(PS)	1	
W-25	CA-002266,01		X-Motor Output Connecting Cable	X축 모터 출력 중간 연결 케이블(PS)	1	
W-26	CA-002267,01		X-Motor Encoder Connecting Cable	X축 모터 엔코더 중간 연결 케이블(PS)	1	
W-27	CA-002268,00		AMP Box Earth Connecting Cable	AMP 박스 접지 연결 케이블	1	

2) SJS/A-PS/A 케이블 관계

Ref. No.	Parts No.	Note	Name of Parts	품 명	Q'ty	Assembly No.
W-29	CA-002269,00		Main Motor Power Connecting Cable	주축 모터 중간 연결 케이블(PS)	1	
W-30	CA-002270,00		Main Motor Encoder Connecting Cable	주축 모터 엔코더 중간 연결 케이블(PS)	1	
W-31	CA-002271,03		Synchro Input Cable	외장형 싱크로 입력 케이블	1	
W-32	CA-003363,01		Emergency SW & Start SW Connecting Cable	비상정지 및 스타트스위치 중간연결 케이블	1	
W-33-1	CA-003705,00	A-TYPE	A-TYPE Start Switch Cable	A-TYPE 스타트 스위치 케이블	1	
W-34	CA-003367,01		Emergency Connecting Cable	비상 정지케이블	1	
W-35	CA-003706,00		Thread detecting Connecting Cable	실 감지 센서 중간연결 케이블	1	
W-36	CA-000823,00		Thread detecting Cable	실 감지 센서 케이블 (패턴 전기종)	1	
W-37	CA-002272,00		Thread Trimming Solenoid Connecting Cable	사철 솔레노이드 중간연결 케이블	1	
W-38	CA-002273,00		Main Air Switch Cable	메인 공압 밸브&공압 압력 센서 케이블	1	
W-39-1	CA-002277,02	A-TYPE	X-Y Sensor Connecting Cable	X-Y축 근접 센서 중간 연결 케이블	1	
W-40	CA-003404,01		Feed Clamp Sensor Cable	FEED판 위치 감지센서 케이블	1	
W-42	CA-002279,03		Y-Motor Sensor Cable	Y축 근접 센서 케이블	1	
W-43	CA-002278,03		X-Motor Sensor Cable	X축 근접 센서 케이블	1	
W-44	CA-002274,00		Air Output Cable 1	공압 출력 케이블 1(PS)	1	
W-45-1	CA-002275,01	A-TYPE	Air Output Cable 2	공압 출력 케이블 2(PS)	1	
W-46	CA-002281,00		Sensor Connecting Cable	외부 센서 중간 연결 케이블	1	
W-47	CA-002282,00		INNER Sensor Cable	INNER 센서 연결 케이블	1	
W-48	CA-002283,00		OUTER Sensor Cable	OUTER 센서 연결 케이블	1	
W-49	CA-002284,00		FEED-ORG Sensor Cable	FEED-ORG 센서 연결 케이블	1	
W-50	CA-002285,00		UPDN-ORG Sensor Cable	UPDN-ORG 센서 연결 케이블	1	
W-51	CA-002286,00	A-TYPE	STACKER Sensor Cable	STACKER 센서 연결 케이블	1	
W-52-1	CA-002255,00		220V 1-Phase Power Input Cable	단상 220V 전원 입력 케이블	1	
W-53	CA-002594,01		Earth Cable	접지 케이블	1	



포켓세터 케이블 블록 다이어그램



SUNSTAR R&C  
재봉기 개발실  
제어개발팀  
2008년 05월 06일



# Index

Parts No.	Name of Parts	Page	Ref.No.	Parts No.	Name of Parts	Page	Ref.No.	Parts No.	Name of Parts	Page	Ref.No.
01000100UH80	Roller	41	L-10	02321SN-A001	Nut (M16)	75	V-31-6	05S143S-306H	Presser Shaft	15	C-13
01-001B-CP2T	Fan Cover	59	Q-46	02325SC-A021	Bolt (M16×L150)	75	V-31-7	05S144S-306H	Presser Adjusting Arm	15	C-14
01-002M-AU12	Screw(M4×L35)	59	Q-28	03010MC-4135	Screw	33	J-23	05S149S-306H	Presser Link	15	C-19
01-003S-2070	Screw(M4×L16)	55	P-59	03010MC-4135	Screw [M3, L=10]	13	B-47	06000120B000	Insert Bushing	41	L-19
01-009R-5300	Cable holder 7N	39	K-64	03010MC-4135	Screw[M3 L=10]	31	I-67	06-001C-SE50	Screw(M4×L8)	59	Q-5
01-011C-2350	Cable Holder	9	A-29	03010MC-4135	Screw[M3 L=10]	31	I-71	06-001C-SE50	Screw(M4×L8)	59	Q-7
01-017W-1600	Washer	53	O-10	03010MC-4135	Screw[M3 L=10]	35	J-75	06-001C-SE50	Screw(M4×L8)	59	Q-10
01-017W-1600	Washer	69	S3-7	03010MC-4135	Screw[M3 L=10]	35	J-79	06-001C-SE50	Screw(M4×L8)	59	Q-12
01-027A-3800	Thread Guide(L)	9	A-14	03025SW-1211	Washer(Ø6)	65	S-24	06011SW-306H	Washer	19	D-13
01-035P-7400	Pin	9	A-37	03050SC-4517	Screw(M3×P0.5, L=3)	15	C-67	06-015A-207P	Bearing	33	J-35
01-037S-2070	Screw(M4×L8)	59	Q-15	03057SC-A001	Screw [11/64" n=40]	21	E-17	06-015A-207P	Bearing	33	J-52
01-101B-OT10	I/O Board Isolated Bushing(A)	55	P-36	03057SC-A001	Screw(11/64", n=40)	71	T-27	07-004S-1230	Oil Seal Screw [3/16" n=32, L=14]	21	E-2
01-110R-1230	Rubber Cap For Face Plate	9	A-6	03071SC-4113	Screw(M3×L10)	49	N-49	07-004S-SM5S	Screw(M4×L10)	57	P-60
01-121A-8150	Arm Thread Guide(L)	9	A-20	03071SC-7113	Guide Block Robochain	49	N-50	07-004S-SM5S	Screw(M4×L10)	57	P-66
01A142S-811H	Bearing (L)	13	B-24	03071SC-7113	Screw[M3 L=10]	41	L-58	07-004S-SM5S	Screw(M4×L10)	57	P-68
01S013S-306H	Left Cover	9	A-9	03071SC-7113	Screw[M3 L=15]	43	L-64	07-004S-SM5S	Screw(M4×L10)	59	Q-13
01S014S-306H	Left Cover Gasket	9	A-10	04001700H000	X-Motor driving Timming Pulley Coupling	29	I-55	07-004S-SM5S	Screw(M4×L10)	59	Q-14
01S027S-306H	Thread Guide	9	A-35	04-001C-SE50	Screw(ST4×L8)	57	P-78	07-004S-SM5S	Screw(M4×L10)	59	Q-26
01S031S-306H	Thread Guide(R)	9	A-16	04-003R-1600	Needle Bar Rubber Cap	9	A-26	07-005M-1230	Oil Wick	21	E-3
01S033S-306H	Arm Thread Guide	9	A-18	04-003R-1600	Rubber Cap	75	V-22	07009SC-4517	Screw(M5×L6)	49	N-22
01S037S-306H	Silicon Tank Ass'y	9	A-44	04-004S-AU10	Caution Sticker	57	P-77	07-011A-5607	Bearing [6004C4NR]	21	E-27
01S038S-306H	Silicon Tank	9	A-45	04-009C-3710	E-Ring	15	C-10	07-011W-1230	Washer	37	K-33
01S039S-306H	Silicon Oil Window	9	A-46	04-009C-3710	E-Ring (Ø5)	19	D-17	07-011W-1230	Washer	37	K-39
01S107S-306H	Washer	17	C-92	04-011C-SE50	Screw(ST5×L16)	63	R-18	07016SC-4113	Screw (M4×L12)	67	S1-2
01S127S-306H	Nut	41	L-33	04014SC-4517	Screw (M5 L5)	35	J-86	07-225A-64L7	Bobbin	21	E-15
02004SC-4113	Screw (M4×P0.7)	19	D-20	04014SC-4517	Screw(M5×L5)	45	M-22	07-225A-64L7	Bobbin	71	T-13
02009SC-A001	Screw(9/64", L=6)	17	C-90	04014SC-4517	Screw(M5×L5)	49	N-27	07S122S-306H	Collar	45	M-16
02010SC-3123	Screw	33	J-25	04014SC-4517	Screw[M5 L=5]	43	L-74	08037SC-120D	Screw [M6, L=8]	13	B-14
02014SC-4113	Screw[M4 L=5]	41	L-55	04014SC-4517	Screw[M5]	33	J-36	08062SC-7113	Screw(M5 L=20)	37	K-32
02014SC-7113	Screw[M4 L=5]	31	I-73	04014SC-4517	Screw[M5]	33	J-54	08062SC-7113	Screw[M5 L=20]	29	I-2
02015SC-4113	Screw(M4 L=10)	33	J-56	04-015A-9570	Bearing [FJ1010]	45	M-6	08062SC-7113	Screw[M5 L=20]	43	L-73
02015SC-7113	Cable holder Screw	39	K-65	04016AF-A001	Screw(1/4" n=40)	33	J-48	08091SC-4113	Screw(M6×L20)	65	S-23
02015SC-7113	Presser Bar Lifter Connecting Shaft Fix Screw	15	C-55	04029SW-A001	Washer	31	I-63	08091SC-7113	Screw	75	V-16
02015SC-7113	Screw	9	A-30	04029SW-A001	Washer	41	L-37	08091SC-7113	Screw (M6×L20)	29	I-56
02015SC-7113	Screw [M4, L=10]	13	B-48	04-104R-1230	Arm Upper Part Rubber Cap	9	A-27	08091SC-7113	Screw(M6×L20)	17	C-80
02015SC-7113	Screw(M4×L10)	49	N-51	04-104R-1230	Rubber Cap (S)	9	A-41	08091SC-7113	Screw(M6×L20)	49	N-34
02015SC-7113	Screw(M4×L10)	65	S-33	04S007S-306H	Thread Guide(H)	13	B-44	08091SC-7113	Screw(M6×L20)	49	N-43
02015SC-7113	Screw(M4×P0.7)	9	A-24	04S102S-306H	Needle Bar Bushing, Upper	13	B-39	08091SC-7113	Screw(M6×L20)	65	S-38
02015SC-7113	Screw[M4 L=10]	31	I-65	04S106S-306H	Slide Block	13	B-35	08091SC-7113	Screw[M6 L=20]	29	I-8
02015SC-7113	Screw[M4 L=10]	31	I-69	04S201S-306H	Needle Bar	13	B-43	08091SC-7113	Screw[M6 L=20]	33	J-2
02015SC-7113	Screw[M4 L=10]	35	J-73	05-002C-2500	Nut For Presser Adjusting Screw	15	C-30	08091SC-7113	Screw[M6 L=20]	33	J-17
02015SC-7113	Screw[M4 L=10]	35	J-77	05007SC-7113	Screw	15	C-6	08091SC-7113	Screw[M6×L20]	41	L-27
02015SC-7113	Screw[M4 L=10]	43	L-67	05008MC-4517	Screw	75	V-14	08-507S-123A	Needle Bar Holder	13	B-32
02015SC-7113	Screw[M4 L=8]	33	J-21	05008MC-4517	Screw [11/64" n=40, L=4]	13	B-10	09-001A-5030	Upper Thread Holding Bracket	67	S1-1
02015SC-7113	Screw[M4×L10]	41	L-29	05014SC-7113	Screw(M4×L25)	53	O-6	09-002A-5030	Pin Cylinder Ass'y	67	S1-5
02-016A-106L	Bearing [6304ZC3NR]	13	B-8	05070SC-3123	Screw(9/64", L=10)	17	C-91	09-012S-CE53	Earth Sticker	57	P-76
02-019A-2070	Bearing [6204ZC3NR]	13	B-7	05-101A-1230	Presser Bar	15	C-35	09-023C-SC53	QC Passed Sticker	57	P-74
02023SC-7113	Screw	11	A-62	05A039S-811H	Air Hose	53	O-23	09-023C-SC53	QC Passed Sticker	65	S-19
02023SC-7113	Screw[M4 L=8]	43	L-63	05A039S-811H	Air Tube	67	S1-8	09-041S-3701	Nut For Concent (M4)	65	S-11
02025SC-7113	Screw[M4 L=5]	35	J-71	05A039S-811H	Urethane Hose (Ø4)	15	C-38	09-045W-3701	Washer	59	Q-43
02026EL-UK01	Start Switch	41	L-46	05A040S-811H	Speed Controler	15	C-41	09A015S-811H	Bearing	13	B-28
02030SW-1211	Washer	43	L-86	05A046S-811H	Lift Link of Presser Foot	15	C-49	10-001M-PT01	Screw(M6×L45)	57	P-79
02030SW-1211	Washer	53	O-3	05A050S-811H	Stud for Lift Link of Presser Foot	15	C-53	10-002S-SW66	Screw(M3×L8)	55	P-26
02030SW-1211	Washer	53	O-13	05A052S-811H	Air Hose	53	O-24	10-002S-SW66	Screw(M3×L8)	55	P-28
02030SW-1211	Washer	53	O-17	05S037S-306H	Presser Fork Crank	15	C-7	10-002S-SW66	Screw(M3×L8)	55	P-52
02030SW-5030	Washer	29	I-3	05S039S-306H	Presser Cam Connection Rod Pin	15	C-9	10-002S-SW66	Screw(M3×L8)	57	P-64
02030SW-5030	Washer	35	J-65	05S047S-306H	Washer	15	C-17	10-002S-SW66	Screw(M3×L8)	57	P-96
02031SC-7113	Screw(M5×L10)	53	O-2	05S047S-306H	Washer	75	V-17	10-002S-SW66	Screw(M3×L8)	59	Q-19
02031SC-7113	Screw(M5×L10)	53	O-12	05S050S-306H	Presser Link Stud Screw(1/4" n=40)	15	C-20	10-002S-SW66	Screw(M3×L8)	59	Q-20
02031SC-7113	Screw(M5×L10)	65	S-32	05S052S-306H	Position Link Hinge Screw	15	C-26	10-002S-SW66	Screw(M3×L8)	59	Q-25
02044SC-3123	Screw(M5×L10)	43	L-85	05S061S-306H	Presser Adjusting Spring	15	C-31	10-003M-PT01	Screw For Front Cover (M4×L6)	65	S-6
02044SC-3123	Screw[M5 L=10]	41	L-39	05S062S-306H	Presser Adjusting Bar	15	C-32	10-003M-PT01	Screw For Rear Cover (M4×L6)	65	S-8



# Index

Parts No.	Name of Parts	Page	Ref.No.	Parts No.	Name of Parts	Page	Ref.No.	Parts No.	Name of Parts	Page	Ref.No.
10-003M-PT01	Screw For Top Cover (M4×L6)	65	S-4	13-003A-5050	Front Cover	65	S-5	15077SW-2111	Washer	33	J-6
10-003M-PT01	Screw(M4×L8)	57	P-70	13-003B-5050	220V Output Cable TB-3	65	S-18	15077SW-2111	Washer	33	J-29
10-003M-PT01	Screw(M4×L8)	59	Q-21	13-004A-5050	Rear Cover	65	S-7	15077SW-2111	Washer	37	K-13
10-003M-PT01	Screw(M4×L8)	59	Q-30	13-005A-5050	Socket	65	S-9	15077SW-2111	Washer	41	L-13
10-003M-PT01	Screw(M4×L8)	59	Q-32	13-006A-5050	Cable Grand (DAPG 13.5)	65	S-12	15077SW-2111	Washer	45	M-3
10-003M-PT01	Screw(M4×L8)	59	Q-34	13-007A-5050	Transformer	65	S-13	15077SW-2111	Washer	71	T-30
10-003S-SW66	Spring Washer(Ø6)	57	P-80	13054SC-3123	Screw(M3×L8)	59	Q-36	15079SN-2311	Nut	31	I-60
10-004M-SW68	Screw(M3×L5)	55	P-12	13054SC-3123	Screw(M3×L8)	59	Q-38	15084SC-8119	Screw[M4 L=6]	41	L-45
10-004M-SW68	Screw(M3×L5)	55	P-14	14002SC-7113	Screw	75	V-3	15095SW-3115	Spring Washer	29	I-16
10-004M-SW68	Screw(M3×L5)	55	P-18	14002SC-7113	Screw	75	V-15	15095SW-3115	Spring Washer	29	I-23
10-004M-SW68	Screw(M3×L5)	55	P-23	14002SC-7113	Screw [M6, L=15]	9	A-43	15095SW-3115	Spring Washer	29	I-36
10-004S-SW66	Washer(Ø6)	57	P-81	14002SC-7113	Screw(M6 L=20)	39	K-59	15095SW-3115	Spring Washer	29	I-50
10-005A-64L7	Thread Retaining Plate	27	H-5	14002SC-7113	Screw(M6×L15)	69	S3-8	15095SW-3115	Spring Washer	31	I-62
10-006S-AT10	Digital Board Stud(B)	55	P-35	14002SC-7113	Screw(M6×L15)	17	C-86	15095SW-3115	Spring Washer	33	J-5
10-006S-AT10	Stud bolt	53	O-18	14002SC-7113	Screw(M6×L15)	49	N-29	15095SW-3115	Spring Washer	33	J-11
10-006S-PT10	Caution Sticker	65	S-20	14002SC-7113	Screw(M6×L15)	53	O-8	15095SW-3115	Spring Washer	33	J-28
10-008S-PT10	Voltage Sticker	65	S-21	14002SC-7113	Screw[M6 L=15]	31	I-58	15095SW-3115	Spring Washer	37	K-12
10-009C-2700	C-Ring	27	H-13	14002SC-7113	Screw[M6 L=15]	33	J-51	15095SW-3115	Spring Washer	41	L-12
10010SC-8119	Screw [M3 L=5]	35	J-83	14002SC-7113	Screw[M6 L=15]	37	K-15	15095SW-3115	Washer	33	J-12
10010SC-8119	Screw(M3×L5)	51	N-59	14002SC-7113	Screw[M6 L=15]	41	L-43	15105SC-7113	Screw(M4×L15)	45	M-45
10-011A-2700	Needle Bearing	27	H-11	14003SC-7113	Screw(M8×L15)	45	M-2	15105SC-7113	Screw(M4×L15)	49	N-25
10-012M-PT10	Main Board Stud	55	P-58	14003SC-7113	Screw[M8 L=25]	31	I-61	15105SC-7113	Screw(M4×L15)	49	N-46
10-013S-257A	Stud Screw [11/64" n=40]	27	H-15	14003SC-7113	Screw[M8 L=25]	33	J-27	15105SC-7113	Screw[M4 L=15]	29	I-12
10-016S-CPT1	Screw(M4×L12)	55	P-4	14003SC-7113	Screw[M8 L=25]	35	J-69	15105SC-7113	Screw[M4 L=15]	33	J-41
10-016S-CPT1	Screw(M4×L12)	55	P-6	14006SC-7113	Screw (M8xL25)	41	L-11	16010SC-8330	Screw(M6×L25)	43	L-114-2
10-016S-CPT1	Screw(M4×L12)	55	P-8	14006SC-7113	Screw[M8 L=15]	37	K-11	16-015S-3710	Hinge Screw	23	F-13
10-016S-CPT1	Screw(M4×L12)	55	P-10	14027SC-4113	Screw(M8 L=30)	37	K-49	16022AF-8119	Plus Screw	41	L-8
10-017A-257A	Return Spring Guide Bushing	27	H-22	14027SC-7113	Screw(M8×L30)	49	N-55	16049CW-A021	Table Support Plate Pin	75	V-31-4
10-020M-SW66	Screw(M3×L12)	55	P-21	14027SC-7113	Screw[M8 L=30]	29	I-15	16059SC-4113	Screw[M6 L=12]	33	J-45
10-020S-257A	Stud Screw	27	H-26	14027SC-7113	Screw[M8 L=30]	29	I-22	16059SC-7113	Screw(M6×L12)	45	M-7
10-020W-2700	Washer	25	G-15	14027SC-7113	Screw[M8 L=30]	29	I-35	16059SC-7113	Screw(M6×L12)	45	M-26
10-023G-257A	Spring	27	H-35	14027SC-7113	Screw[M8 L=30]	29	I-49	16059SC-7113	Screw(M6×L12)	49	N-47
10-027S-257A	Stud Screw	27	H-41	14027SC-7113	Screw[M8 L=30]	33	J-4	17-026W-3000	Spring Washer	53	O-9
10-028S-SC53	Screw(M3×L7)	55	P-41	14027SC-7113	Screw[M8 L=30]	33	J-10	17-026W-3000	Washer	69	S3-9
10-028S-SC53	Screw(M3×L8)	55	P-39	14058CW-A001	Collar	29	I-53	18013SC-7113	Screw(M5×L12)	17	C-82
10-029A-257A	Base Plate	27	H-43	14058CW-A001	Collar (A)	29	I-19	18013SC-7113	Screw(M5×L12)	45	M-37
10-032R-257A	Cushion Rubber	27	H-32	14060SC-4517	Screw(M6 L=6)	39	K-60	18013SC-7113	Screw(M5×L12)	45	M-40
10-032S-257A	Stopper Screw [15/64" n=28]	27	H-31	14061AF-4517	Screw[M8]	33	J-8	18014SW-3115	Spring Washer (Ø4)	67	S1-3
10-044R-5607	Cushion Washer	27	H-28	14061AF-4517	Screw[M8]	33	J-32	18014SW-3115	Washer	35	J-57
10-066A-7507	Roller	27	H-25	14061AF-4517	Screw[M8]	33	J-34	18015CW-3111	Washer(Ø4)	67	S1-4
10-073S-3701	Screw Assy For Transformer (M5×L10)	65	S-14	14064SN-9311	Nut	17	C-74	18015SW-3111	Washer	29	I-10
10-073S-3701	Screw(M3×L10)	55	P-40	14064SN-9311	Nut	29	I-46	18015SW-3111	Washer	37	K-16
10-073S-3701	Screw(M3×L10)	55	P-43	14064SN-9311	Nut	33	J-19	18015SW-3111	Washer	41	L-28
10-073S-3701	Screw(M3×L10)	55	P-54	14064SN-9311	Nut	35	J-59	18015SW-3111	Washer	75	V-4
10-073S-3701	Screw(M3×L10)	57	P-63	14064SN-9311	Nut(M5)	53	O-4	18047SC-7113	Screw(M5 L=20)	37	K-38
10-101A-64L7	Fixed Mes	27	H-1	14064SN-9311	Nut[M5]	43	L-76	18047SC-7113	Screw(M5×L15)	45	M-19
10-101A-64L7	Fixed Mes	71	T-15	14065BR-5030	Needle Bearing	29	I-25	18047SC-7113	Screw(M5×L15)	65	S-31
10-108A-64L7	Moving Mes	27	H-8	14065BR-5030	Needle Bearing	33	J-13	18047SC-7113	Screw[M5 L=15]	29	I-6
10-108A-64L7	Moving Mes	71	T-16	15-002S-5607	Screw [1/4" n=40]	27	H-30	18047SC-7113	Screw[M5 L=15]	29	I-44
10-109C-3701	I/O Board Isolated Bushing(B)	55	P-37	15019SC-4113	Screw[M8 L=40]	31	I-59	18047SC-7113	Screw[M5 L=15]	35	J-62
10-116W-257A	Washer	27	H-20	15-027A-2070	X-Y Sensor	31	I-70	18047SC-7113	Screw[M5 L=15]	35	J-63
10-121A-257A	Cam Follower Crank	27	H-29	15-027A-2070	X-Y Sensor	35	J-74	18047SC-7113	Screw[M5 L=15]	41	L-61
10-124C-257A	Spring Holder	27	H-36	15035CW-5030	Collar	33	J-14	18048SW-3115	Spring Washer	13	B-17
12010000B009	Table Support Bar Bracket	75	V-31-1	15035CW-A001	Collar	29	I-26	18048SW-3115	Spring Washer	29	I-4
12-046C-SC53	Fuse(15A)	71	T-1	15042BR-5030	Bearing	29	I-38	18048SW-3115	Spring Washer	35	J-64
12095SW-3115	Spring Washer	45	M-4	15042BR-A001	Bearing [HK1220]	45	M-15	18049SW-3111	Washer	13	B-18
13-001A-5050	Transformer Box	65	S-2	15046RB-5030	Fiber washer	29	I-39	18049SW-3111	Washer for Inner Bobbin Stopper	21	E-18
13-001B-5050	Thermal Fuse Cable TB-1	65	S-16	15077SW-2111	Washer	9	A-55	18049SW-3111	Y Moving Base	35	J-66
13-001R-5050	Vibration Device Rubber	65	S-15	15077SW-2111	Washer	29	I-17	18067SC-7119	Screw	75	V-19
13-001S-5050	Bolt For Concent (M4×L10)	65	S-10	15077SW-2111	Washer	29	I-24	20S075S-306H	Washer	37	K-41
13-002A-5050	Top Cover	65	S-3	15077SW-2111	Washer	29	I-37	22-012W-2516	Spring Washer	29	I-9
13-002B-5050	380V Power Cable TB-2	65	S-17	15077SW-2111	Washer	29	I-51	22-012W-2516	Washer	27	H-48

# Index

Parts No.	Name of Parts	Page	Ref.No.	Parts No.	Name of Parts	Page	Ref.No.	Parts No.	Name of Parts	Page	Ref.No.
22A101S-811H	Air Tube Label	53	O-21	44-021C-1600	Holder of Oil Return Felt	25	G-26	AS-005528-00	Outer Cylinder Ass'y	45	M-28
26011CW-T121	Base	41	L-6	44-117A-1230	Piston	25	G-33	AS-005529-00	Moving Cylinder Ass'y	49	N-8
26012BM-T121	Body Support Stand	41	L-4	44-118G-1230	Piston Spring	25	G-32	AS-005532-00	Upper, Lower Cylinder Ass'y	49	N-30
26012SC-T121	Bolt	41	L-5	44-134C-5700	Nipple	25	G-22	AS-005563-00	Second Bar Cylinder Ass'y	37	K-34
26013CW-T121	Washer	41	L-7	44S052S-306H	Oil Window	25	G-37	AS-005564-00	Support Bar Cylinder A'ssy	37	K-27
26015SN-8211	Nut	41	L-9	44S053S-306H	Oil Guage	25	G-38	AS-005565-00	Stacker Cylinder A'ssy	37	K-42
26018SC-7113	Screw[M6 L=30]	37	K-6	44S054S-306H	Oil Window Rubber Ring	25	G-39	AS-005566-00	Solenoid Valve Ass'y	37	K-51
26018SC-7113	Screw[M6 L=35]	29	I-45	49-001A-5030	Fitting	49	N-32	AS-005760-00	Floater Ass'y	25	G-36
26018SC-7113	Screw[M6 L=35]	33	J-18	49-001A-5030	Outer Cylinder Fitting-1	45	M-30	AS-005937-00	Robochain	39	K-61
26018SC-7113	Screw[M6 L=35]	41	L-3	49-006A-106L	Inner Cylinder Fitting	45	M-10	AS-006008-00	Air Gun	53	O-14
26018SC-7113	Screw[M6xL30]	41	L-22	49-009A-5030	Speed Controller	37	K-29	AS-006705-00	Presser Cam Ass'y	15	C-65
40-005W-2350	Washer	29	I-13	49-009A-5030	Speed Controller	37	K-36	AS-006937-00	Cable Guide	33	J-22
40-007W-1600	Washer	19	D-18	49-009A-5030	Speed Controller	37	K-44	AS-006937-00	X-Y Cable Guide	35	J-82
40-024A-1230	Spring Cover	19	D-30	49-010A-106L	Solenoid Valve	53	O-5-1	AS-007091-00	Op Box Stand A'ssy	43	L-114
40-037C-106L	Nut[M4]	43	L-81	49A003S-811H	Elbow	67	S1-7	AS-007117-00	Cylinder Connecting Block(B) Ass'y	69	S3-10
40-108A-1306	Thread Tension Disk	19	D-31	49A003S-811H	Hose Elbow	15	C-39	AS-008190-01	Needle Cooler Ass'y-A	11	A-69
40-204A-1230	Thread Guide Disk	23	F-1-7	49A004S-811H	Coupler	53	O-1-3	AS-008929-01	Thread Tension Control Ass'y	19	D-26
40-204A-1230	Thread Guide Disk	23	F-4-2	49A007S-811H	Switch	53	O-1-4	BD-000315-04	DDC Board	55	P-27
40-204A-2350	Thread Adjusting Nut	23	F-1-12	49A014S-811H	Fitting	37	K-56	BD-000337-01	FDD Board	55	P-32
40-304A-1230	Presser Plate	23	F-1-6	49A015S-811H	Fitting(M-5H-4)	23	F-21	BD-000399-01	OP Board	63	R-6
40-333G-1230	Thread Tension Adjusting Spring(G)	23	F-1-10	49A015S-811H	Nipple	49	N-52	BD-000400-00	CF Card Reader Board	63	R-7
40-604S-1230	Screw (9/64" n=40)	23	F-1-3	49A016S-811H	Outer Cylinder Fitting-2	45	M-31	BD-000471-01	Backplane Board	55	P-20
40-704C-1230	Nut	23	F-4-5	49A019S-811H	Manifold Block	37	K-53	BD-000472-03	Power Board	55	P-51
40-804W-1230	Spring Stopper	23	F-1-11	49A020S-811H	Silencer	53	O-5-7	BD-000473-09	CPU Card (SJS/A-PS/A)	55	P-31-1
40-804W-1230	Spring Stopper	23	F-4-4	49A020S-811H	Speed Controller	37	K-55	BD-000476-00	Indicator Board	59	Q-16
40-804W-1230	Thread Tension Spring Stopper	19	D-28	62-007G-12HA	Knuckle Cap for Pin Cylinder	67	S1-6	BD-000535-05	Digital Board	55	P-30
40S001S-306H	Thread Tension Adjusting Ass'y	23	F-1	91-001C-2700	L Shape Wrench	71	T-2	BD-000538-03	Main Board	55	P-56
40S002S-306H	Thread Tension Adjusting Body	23	F-1-1	91-001C-3800	L Shape Wrench	71	T-5	BD-000640-04	CPU Card (SJS/A-PS/B)	55	P-31-2
40S003S-306H	Thread Tension Adjusting Shaft	23	F-1-2	91-001C-BT10	Urethane Washer	57	P-82	BD-000865-00	486 CPU Card (SJS/A-PS/A)	55	P-31-1
40S005S-306H	Thread Take-Up Spring (H)	23	F-1-4	91-001C-PT10	Table Washer	57	P-83	BD-000866-00	486 CPU Card (SJS/A-PS/B)	55	P-31-2
40S006S-306H	Thread Take-Up Spring (G)	23	F-1-5	91-001M-120D	Warning Sticker	9	A-13	BE-000072-00	X Motor Moving Timming Belt	29	I-33
40S009S-306H	Spring Cover	23	F-1-8	91-001S-1067	Screw	43	L-116	BE-000073-00	X Motor driving Belt	31	I-74
40S010S-306H	Thread Tension Adjusting Spring(H)	23	F-1-9	91-001S-1067	Screw	75	V-13	BE-000074-00	Y Moving Timming Belt	33	J-39
40S014S-306H	Thread Release Pin	23	F-2	91-001S-1067	Screw	75	V-18	BE-000075-00	Y Driving Timming Belt	33	J-38
40S016S-306H	Second Thread Tension Adjusting Ass'y	23	F-4	91-002C-1230	Driver(S)	71	T-9	BE-000076-00	Timming Belt	13	B-12
40S017S-306H	Shaft for Second Thread Tension Adjusting	23	F-4-1	91-002C-2700	L Shape Wrench	71	T-6	BR-000007-00	Bearing	29	I-18
40S019S-306H	Spring	23	F-4-3	91-002C-7400	Oiler	9	A-57	BR-000007-00	Bearing	29	I-52
40S046S-306H	Thread Detecting Plate Guide	23	F-16	91-003C-2700	L Shape Wrench	71	T-4	BR-000028-00	Needle Cage	15	C-4
40S047S-306H	Thread Detecting Plate	23	F-17	91-004C-2700	L Shape Wrench	71	T-3	BR-000036-00	Bearing [6003C3NR]	21	E-22
40S116S-306H	Thread Tension Adjusting Ass'y	23	F-22	91-011C-1230	Oiler	71	T-17	BR-000038-00	Bearing [6902ZZ,015x028x7]	21	E-8
41-008A-300G	Bobbin Stand	19	D-9	91-029M-5030	Sponge	71	T-20	BR-000040-00	Bearing (U)	13	B-23
41-009A-300G	Bobbin Stopper	19	D-10	91-102C-3800	Spanner	71	T-7	BR-000043-00	Bearing(A)	33	J-46
41-013A-300G	Bobbin Winder Lever	19	D-14	91-103C-1230	Driver(L)	71	T-11	BR-000129-00	Bearing	37	K-17
41-018A-120H	Bobbin Winder Action Body	19	D-4	91-103C-1230	Driver(M)	71	T-10	BR-000129-00	Bearing	37	K-23
41-022W-7500	Washer	47	M-96	91-115M-2516	Head Cover	71	T-21	BR-000132-00	Bearing [FJH1212]	45	M-25
41S001S-306H	Thread Winder Base Ass'y	19	D-2	91S004S-306H	Spanner	71	T-8	BR-000132-00	Bearing[FJH1212]	45	M-39
41S006S-306H	Thread Winder Action pulley	19	D-5	AS-000247-00	Clutch Lever Ass'y	27	H-40	BR-000134-00	Bearing [6800ZZ]	49	N-19
41S008S-306H	Thread Winder Action Ring	19	D-7	AS-000249-00	Oil Tank Ass'y	25	G-12	CA-000339,02	Power Input Cable	77	W-8
41S009S-306H	Bobbin Winder Shaft Rubber Ring	19	D-8	AS-000251-00	Oil Filter Ass'y	25	G-20	CA-000339-02	Input Cable	57	P-84
41S013S-306H	Bobbin Winder Lever Shaft	19	D-16	AS-000255-00	Pulley	13	B-19	CA-000340-00	Main Board 110V/220V Jumper Cable	57	P-85
41S014S-306H	Thread Winder Adjusting Cam	19	D-19	AS-002110-00	Table Support Base Set	75	V-31	CA-000341,03	Fan Connecting Cable	77	W-5
41S017S-306H	Thread Winder Action Plate	19	D-22	AS-004028-00	Feed Lifting Gear Ass'y	21	E-24	CA-000341-00	Fan Connecting Cable	57	P-88
41S021S-306H	Thread Winder Spring	19	D-21	AS-004360-01	Operation Box Stand ass'y	41	L-53	CA-000342,00	Connecting Cable1	77	W-7
41S023S-306H	Screw (11/64", n=40)	19	D-23	AS-004364-01	Stacker Arm A'ssy	37	K-14	CA-000342-00	Connecting Cable1	57	P-86
41S025S-306H	Thread Winder Mes	19	D-24	AS-004375-00	Support Bar A'ssy	37	K-20	CA-000343,00	Connecting Cable2	77	W-6
41S026S-306H	Thread Guide Plate	19	D-33	AS-004378-00	Stacker Holder(A'ssy)	37	K-10	CA-000343-00	Connecting Cable2	57	P-87
41S028S-306H	Thread Tension Adjusting Shaft	19	D-32	AS-004685-00	Thread Take-up Lever Ass'y	13	B-21	CA-000392-00	FDD Connecting Cable	57	P-93
41S034S-306H	Thread Tension Cap Nut	19	D-27	AS-004906-00	CF CARD	71	T-12	CA-000749,01	Pedal Input Cable	77	W-13
41S101S-306H	Thread Winder Ass'y	19	D-1	AS-005512-00	Cylinder filter Ass'y	53	O-1	CA-000750,00	Key Input Cable	77	W-2
43-009C-1600	E-Ring	27	H-21	AS-005524-00	Cylinder filter Ass'y	53	O-11	CA-000750-00	Key Input Cable	57	P-89
44-0000-1230	Oil Wick [L=150]	25	G-24	AS-005525-00	Solenoid Valve Ass'y	53	O-5	CA-000751,00	CPU Card communication Cable	77	W-1
44-001C-1230	Hose Holder(Small)	25	G-10	AS-005526-00	Inner Cylinder Ass'y	45	M-8	CA-000751-00	CPU Card communication Cable	57	P-92

# Index

Parts No.	Name of Parts	Page	Ref.No.	Parts No.	Name of Parts	Page	Ref.No.	Parts No.	Name of Parts	Page	Ref.No.
CA-000752-00	FDD Signal Input Cable	77	W-3	CA-002274-00	Air Output Cable1	79	W-44	CA-003706-00	Thread detecting Connecting Cable	79	W-35
CA-000752-00	FDD Signal Input Cable	57	P-91	CA-002274-00	Air Output Cable1(PS)	43	L-94	CL-000018-01	Thrust Collar[D=φ7, W=8]	13	B-36
CA-000753-00	FDD Power Input Cable	77	W-4	CA-002275-01	Air Output Cable 2	77	W-45-1	CL-000112-00	Collar	49	N-5
CA-000753-00	FDD Power Input Cable	57	P-90	CA-002275-01	Air Output Cable2(PS)	43	L-95	CL-000178-00	Press foot link collar	15	C-66
CA-000823-00	Thread detecting Cable	77	W-36	CA-002276-00	Switch Cable	43	L-96	DU-000005-00	Wiring Ducu	43	L-84
CA-000823-00	Thread detecting Cable	79	W-36	CA-002277-02	X-Y Sensor Connecting Cable	77	W-39-1	EP-000039-00	SMPS (ZWS240PAF-48/J)	55	P-24
CA-000823-00	Thread Sensor Cable	43	L-108	CA-002278-03	X-Motor Sensor Cable	77	W-43	EP-000071-00	AMP Box FAN	59	Q-27
CA-001068-00	CF Card communication Cable	77	W-11	CA-002278-03	X-Motor Sensor Cable	79	W-43	EP-000180-00	FDD Ass'y	63	R-17
CA-001068-00	CF Card Cable	63	R-14	CA-002278-03	Cable	31	I-66	EP-000182-00	Y-Servo Motor Drive AMP	59	Q-3
CA-001069-00	CF Card Power Input Cable	77	W-10	CA-002278-03	X Approach Sensor Cable	43	L-98	EP-000183-00	X-Servo Motor Drive AMP	59	Q-8
CA-001069-00	CF Card Power Cable	63	R-15	CA-002279-03	Y-Motor Sensor Cable	77	W-42	EP-000184-00	Noise Filter	59	Q-23
CA-001070-01	OP UNIT Cable	63	R-16	CA-002279-03	Y-Motor Sensor Cable	79	W-42	EP-000185-00	SMPS Board	59	Q-17
CA-002050-00	FDD Connecting Cable	77	W-12	CA-002279-03	Cable	35	J-78	EP-000187-00	Rotary Switch	41	L-40
CA-002254-00	Shunt Trip Connecting Cable	77	W-22	CA-002279-03	Y Approach Sensor Cable	43	L-99	EP-000188-00	Intercept	59	Q-22
CA-002255-00	1Phase AC220V Power Input Cable	79	W-52-1	CA-002281-00	Sensor Connecting Cable	77	W-46	EP-000191-00	Emergency Stop Switch	41	L-56
CA-002255-00	220V 1-Phase Power Input Cable	77	W-52-1	CA-002281-00	Sensor Connecting Cable	79	W-46	EP-000206-00	Cable Holder	57	P-94
CA-002255-00	1-phase 220v Power Cable	43	L-109	CA-002281-00	Sensor Connecting Cable	43	L-101	EP-00040-00	Control Box Fan	55	P-16
CA-002256-01	AMP Power Input Cable	77	W-14	CA-002282-00	INNER Sensor Cable	77	W-47	EP-000474-00	FDD Ass'y	63	R-17
CA-002256-02	X-Y AMP Power Input Cable(PS)	59	Q-47	CA-002282-00	INNER Sensor Cable	79	W-47	GP-000475-00	Connecting Rod for Presser foot	15	C-45
CA-002257-01	AMP Signal Input Cable	77	W-15	CA-002282-00	Inner Sensor Connecting Cable	43	L-102	GP-000511-00	Needle Bar Bushing, Lower	13	B-40
CA-002257-02	X-Y AMP Signal Input Cable	59	Q-48	CA-002283-00	OUTER Sensor Cable	77	W-48	GP-000513-00	Presser Bar Lifter Connecting Shaft	15	C-54
CA-002258-00	Power Interception Device Digital Power Cable	77	W-16	CA-002283-00	OUTER Sensor Cable	79	W-48	GP-000515-00	Connecting Rod for Presser foot cylinder	15	C-46
CA-002258-00	Power Interception Device digital Power Cable	59	Q-49	CA-002283-00	Outer Sensor Connecting Cable	43	L-103	GP-000518-00	Connecting Link for Presser Foot Cylinder	15	C-42
CA-002259-00	Interceptor Power Input Cable	77	W-17	CA-002284-00	FEED-ORG Sensor Cable	77	W-49	GP-000551-00	X Moving Timming Pulley(B)	29	I-40
CA-002259-00	Interceptor Power Input Cable	59	Q-50	CA-002284-00	FEED-ORG Sensor Cable	79	W-49	GP-000605-00	Bracket	23	F-5
CA-002260-00	Control Box Power Connecting Cable	77	W-18	CA-002284-00	FEED-ORG Sensor Connecting Cable	43	L-104	GP-000606-00	Connecting Link for Tension Adjustment A	23	F-8
CA-002260-01	Control Box Power Connecting Cable	59	Q-51	CA-002285-00	UPDN-ORG Sensor Cable	77	W-50	GP-000608-00	Hinge Stud for Connecting Link B	23	F-10
CA-002261-00	Noise Filter-NFB Connecting Cable	77	W-19	CA-002285-00	UPDN-ORG Sensor Cable	79	W-50	GP-000710-00	Feed Lifting Bearing Bushing(Front)	21	E-20
CA-002261-00	Noise Filter-NFB Connecting Cable	59	Q-52	CA-002285-00	UPDN-ORG Sensor Connecting Cable	43	L-105	GP-000735-01	Base for Thread Trimming Solenoid	27	H-47
CA-002262-00	Power Interception Device -NFB Connecting Cable	77	W-20	CA-002286-00	STACKER Sensor Cable	77	W-51	GP-000736-00	Solenoid Block	27	H-44
CA-002262-00	Power Interception Device-NFB Connecting Cable	59	Q-53	CA-002286-00	Stacker Sensor Connecting Cable	43	L-106	GP-000737-00	Thread Timming Shaft	27	H-19
CA-002263-00	AC Cooling Pan Cable	77	W-21	CA-002288-02	Laser Point Connecting Cable	79	W-54	GP-000738-00	Slide Arm Return Spring	27	H-23
CA-002263-00	AC Cooling Pan Cable	59	Q-54	CA-002288-01	Laser Point Connect Cable	65	S-36	GP-000740-00	Thread Trimming Lever	27	H-17
CA-002264-00	Y-Motor Output Connecting Cable	77	W-23	CA-002292-00	3Phase AC220V Power Input Cable	79	W-52-2	GP-000749-00	Gear Box Cover Gasket	25	G-3
CA-002264-01	Y-Motor Output Connecting Cable(PS)	59	Q-55	CA-002292-00	3-phase 220v Power Cable	43	L-110	GP-000755-00	Air Discharging Bushing	9	A-40
CA-002265-00	Y-Motor Encoder Connecting Cable	77	W-24	CA-002594-01	Earth Cable	77	W-53	GP-000758-02	Oil Inlet	25	G-17
CA-002265-01	Y-Motor Encoder Connecting Cable(PS)	59	Q-56	CA-002594-01	Earth Cable	79	W-53	GP-000759-03	Oil Filter Connector	25	G-19
CA-002266-01	X-Motor Output Connecting Cable	77	W-25	CA-002594-01	Earth Cable	43	L-111	GP-000761-00	Cable Holder	25	G-40
CA-002266-02	X-Motor Output Connecting Cable(PS)	59	Q-57	CA-002729-00	OP UNIT Cable	77	W-9	GP-000761-00	Cable Holder	27	H-50
CA-002267-01	X-Motor Encoder Connecting Cable	77	W-26	CA-002736-02	Laser Point Cable	79	W-55	GP-000763-01	Face Plate Felt	25	G-27
CA-002267-02	X-Motor Encoder Connecting Cable(PS)	61	Q-58	CA-003363-01	Emergency SW & Start SW Connecting Cable	77	W-32	GP-000786-00	Link Cam	13	B-2
CA-002268-00	AMP Box Earth Connecting Cable	77	W-27	CA-003363-01	Emergency SW & Start SW Connecting Cable	79	W-32	GP-000792-00	Thread Take-up Crank	13	B-25
CA-002268-00	AMP Box Earth Connecting Cable	61	Q-59	CA-003363-01	Switch Connecting Cable	75	V-34	GP-000793-00	Thread Take-up Crank Shaft	13	B-26
CA-002269-00	Main Motor Power Connecting Cable	77	W-29	CA-003364-00	B-Type X-Y Sensor Connecting Cable	79	W-39-2	GP-000794-00	Bearing Support	13	B-27
CA-002269-00	Main Motor Power Connecting Cable	79	W-29	CA-003364-00	X-Y Sensor Connecting Cable	75	V-35	GP-000796-00	Needle Bar Crank Rod	13	B-30
CA-002269-00	Main Motor Connecting Cable(PS)	43	L-89	CA-003365-01	B-Type Photo Sensor Cable	79	W-41	GP-000797-00	Needle Bar Crank Rod Bushing	13	B-31
CA-002269-00	SHUNT TRIP Connecting Cable	61	Q-60	CA-003365-01	Photo Sensor Cable	75	V-36	GP-000798-00	Main Shaft Bearing Support	13	B-6
CA-002270-00	Main Motor Encoder Connecting Cable	77	W-30	CA-003365-01	Sensor	75	V-23	GP-000814-00	Hook	21	E-13
CA-002270-00	Main Motor Encoder Connecting Cable	79	W-30	CA-003366-00	B-Type Start SW & Clamp SW Cable	79	W-33-2	GP-000834-00	Screw (M3 L=30)	53	O-26
CA-002270-00	Main Motor Encoder Connecting Cable(PS)	43	L-90	CA-003366-00	Start and Clamp Switch Cable	75	V-37	GP-001499-00	Coupling	13	B-13
CA-002271-03	Synchro Input Cable	77	W-31	CA-003367-01	Emergency Connecting Cable	77	W-34	GP-001553-00	Needle Bar Holder	13	B-33
CA-002271-03	Synchro Input Cable	79	W-31	CA-003367-01	Emergency Connecting Cable	79	W-34	GP-001623-00	Solenoid Valve	37	K-52
CA-002271-03	Cable	13	B-45	CA-003367-01	Emergency Switch Cable	75	V-38	GP-001708-00	Hose Holder	25	G-9
CA-002271-03	Synchro Input Cable	43	L-91	CA-003404-01	Feed Clamp Sensor Cable	77	W-40	GP-001724-00	Thread Trimming Cam	27	H-38
CA-002271-03	X-Y-P Approach Sensor Connecting Cable	43	L-97	CA-003404-01	Feed Clamp Sensor Cable	79	W-40	GP-001725-00	Slide Arm	27	H-24
CA-002272-00	Thread Trimming Solenoid Connecting Cable	77	W-37	CA-003404-00	Feed Sensor Cable	75	V-39	GP-001730-00	Lower Shaft Bushing(Rear) A	21	E-6
CA-002272-00	Thread Trimming Solenoid Connecting Cable	79	W-37	CA-003405-00	B-Type Air Output Cable2	79	W-45-2	GP-001731-01	Lower Shaft Bearing Bushing(Rear) A	21	E-9
CA-002272-00	Solenoid Cable	43	L-92	CA-003405-00	Air Output Cable	75	V-33	GP-001795-00	Oil Seal	21	E-26
CA-002273-00	Main Air Switch Cable	77	W-38	CA-003703-00	Guide-Bar Sensor Connecting Cable	79	W-56	GP-001979-00	Oil Seal [Ø10×Ø20×7]	21	E-7
CA-002273-00	Main Air Switch Cable	79	W-38	CA-003704-00	Guide-Bar Sensor Cable	79	W-57	GP-001850-00	Presser Foot Cylinder	15	C-37
CA-002273-00	Air Valve & Air Sensor Cable	43	L-93	CA-003705-00	A-TYPE Start Switch Cable	77	W-33-1	GP-001851-00	Elbow	47	M-98
CA-002274-00	Air Output Cable 1	77	W-44	CA-003706-00	Thread detecting Connecting Cable	77	W-35	GP-001851-00	Fitting	37	K-57

# Index

Parts No.	Name of Parts	Page	Ref.No.	Parts No.	Name of Parts	Page	Ref.No.	Parts No.	Name of Parts	Page	Ref.No.
GP-001852-00	Clamp Cylinder	47	M-99	GP-013897-01	Connecting Block(C)	49	N-24	GP-014062-00	Y-Moving Bearing Bushing(B)	33	J-53
GP-001853-00	Air Cylinder for Thread Release	23	F-20	GP-013899-00	Guide Shaft Holder(B)	45	M-36	GP-014063-00	Y-Axis LM-Guide	33	J-40
GP-001854-00	Air Hose	53	O-25	GP-013900-01	Guide Shaft(A) Block A	45	M-5	GP-014064-00	Y Sensor Plate	35	J-70
GP-001862-00	Hose [Ø8×Ø10, L=280]	25	G-16	GP-013901-00	Shaft(A) Block-2	45	M-38	GP-014065-01	Y Motor Driving Timming Pulley	33	J-7
GP-001862-00	Hose [Ø8×Ø10, L=50]	25	G-21	GP-013902-00	Cylinder Supporter Block(L)	45	M-23	GP-014065-02	Y Motor Driving Timming Pulley	33	J-7
GP-002020-00	Oil Sticker	9	A-25	GP-013903-00	Guide Shaft(B)	45	M-20	GP-014066-00	Y Motor Bracket	33	J-26
GP-002323-00	Filter Regulator	53	O-1-1	GP-013904-00	Shaft(B)	45	M-12	GP-014068-00	Axis Shaft for Y Timming Pulley	33	J-49
GP-002323-00	Filter Regulator	53	O-11-1	GP-013908-00	Cylinder Connecting Block(B)	45	M-32	GP-014069-00	Y-Moving Timming Pulley(A)	33	J-33
GP-003213-01	Thread Tension Spring	19	D-29	GP-013913-01	Presser Cam Connection Rod	15	C-3	GP-014070-00	X Moving timming pulley(B)	33	J-47
GP-003687-00	Start Switch (Red)	75	V-29	GP-013913-00	Presser Cam	15	C-1	GP-014072-00	X Driving plate	35	J-60
GP-003688-00	Clamp Switch (Green)	75	V-30	GP-013917-03	Moving Plate	49	N-23	GP-014073-00	Y Axis pulley bracket	33	J-44
GP-006250-00	Oil Seal	21	E-12	GP-013918-00	Needle Bar Crank	13	B-29	GP-014074-00	Y Motor Moving Timming Pulley	33	J-31
GP-006302-00	Bobbin Winder Driving Wheel	13	B-9	GP-013919-02	Plate(A)	49	N-44	GP-014075-00	Y Moving timming pulley shaft	33	J-30
GP-007203-00	Main Board Radiator	55	P-57	GP-013920-02	Plate(B)	49	N-45	GP-014078-00	Fixing Plate for Timming Belt(Y)	35	J-61
GP-007713-00	Main Board Sticker	57	P-73	GP-013922-00	Bed Guide	9	A-52	GP-014079-00	Y Belt Tension Adjusting Bracket	33	J-55
GP-008224-00	Table Support Plate Rubber A	75	V-31-2	GP-013923-02	Guide Block	49	N-1	GP-014080-00	Lever Guide Block	41	L-26
GP-008225-02	Table Support Plate	75	V-31-3	GP-013924-01	Moving Shaft	49	N-4	GP-014083-00	Button Bracket	41	L-44
GP-008226-00	Table Support Rubber(B)	75	V-31-9	GP-013925-02	Cylinder Connecting Block(C)	49	N-42	GP-014084-00	Button Arm	41	L-42
GP-008227-00	Table Support Base Set	75	V-31-8	GP-013926-02	Cylinder Connecting Block(D)	49	N-28	GP-014085-00	Bed Support Rubber	41	L-34
GP-008660-01	Cable Cover	57	P-69	GP-013928-00	Moving Shaft Holder(A)	49	N-6	GP-014086-00	Bed Hinge Block	41	L-24
GP-008662-02	Screw(M3×L5)	55	P-15	GP-013930-01	Bed Support Bracket	9	A-33	GP-014088-00	Thread Take up Lever Cover	9	A-7
GP-008667-00	Insulation Plate	55	P-19	GP-013931-00	Moving Shaft Holder(B)	49	N-7	GP-014091-00	Top Cover	9	A-23
GP-008670-04	Main Board Bracket	57	P-61	GP-013933-00	Pulley Bracket	49	N-15	GP-014092-01	Needle Plate	9	A-59
GP-008671-01	Front Profile Upper	55	P-3	GP-013935-00	Cylinder Supporter	49	N-13	GP-014099-00	Covering Plate(C) for Table	41	L-16
GP-008672-01	Front Profile Lower	55	P-5	GP-013938-00	Thread Trimming Lever Connecting Link	27	H-14	GP-014100-01	Covering Plate(D) for Table	41	L-17
GP-008673-00	Rear Profile Upper	55	P-7	GP-013939-00	Pulley Shaft	49	N-21	GP-014105-00	X-Sensor Plate	31	I-72
GP-008674-00	Rear Profile Lower	55	P-9	GP-013940-00	Pulley(A)	49	N-17	GP-014168-02	Arm	9	A-1
GP-008701-05	SMPS Bracket	55	P-25	GP-013943-00	Pulley(B)	49	N-18	GP-014169-01	Bed	9	A-2
GP-009434-00	Fixing Bracket For Drive	59	Q-9	GP-013946-00	Dust Plate Holder(A)	49	N-37	GP-014171-07	Body	41	L-1
GP-009832-00	X-driver Sticker	59	Q-41	GP-013948-00	Dust Plate Holder(B)	49	N-38	GP-014258-00	Step Board Sticker	57	P-72
GP-009833-00	Y-driver Sticker	59	Q-42	GP-013949-00	Dust Plate Holder(C)	49	N-39	GP-014284-00	Digital Board Sticker	57	P-71
GP-010843-00	Voltage Sticker	57	P-75	GP-013950-00	Spring	49	N-40	GP-014661-00	Lower Shaft	21	E-1
GP-012152-00	Bobbin Case	21	E-14	GP-013952-03	Table	41	L-2	GP-014798-00	Lower Shaft Gear	21	E-4
GP-012617-00	Board Bracket Handle	55	P-42	GP-013962-00	Thread Trimming Holder	27	H-10	GP-015861-01	X-Y Sensor Bracket (B)	35	J-76
GP-012617-00	Board Bracket Handle	55	P-53	GP-013965-00	Thread Take-up Lever	13	B-22	GP-015861-01	X-Y Sensor Bracket (B)	31	I-68
GP-012617-00	Board Bracket Handle	57	P-62	GP-013967-00	Swing Arm	35	J-68	GP-015863-01	Y-Motor tension adjusting bracket(B)	33	J-3
GP-012799-01	Indicator Sticker	59	Q-40	GP-013969-02	X-Y Cover(A)	41	L-59	GP-015876-00	Lower Shaft Bushing(Front)	21	E-11
GP-013053-00	Felt Holder for Silicon Oil Supply	9	A-48	GP-013975-01	Covering Plate(A) for Table	41	L-14	GP-015882-00	Upper Shaft	13	B-1
GP-013167-01	Digital Board Bracket	55	P-29	GP-013977-01	Covering Plate(B) for Table	41	L-15	GP-016176-00	Digital Board Stud(A)	55	P-34
GP-013168-00	Upper Frame	55	P-11	GP-013993-00	Timming Pulley-Upper Type	13	B-11	GP-016424-02	Face Cover	9	A-3
GP-013169-00	Lower Frame	55	P-13	GP-013996-00	Timming Pulley-Lower	21	E-28	GP-016444-01	Rear Cover	55	P-22
GP-013290-02	Front Cover	63	R-2	GP-014001-00	Bed Support(F)	9	A-31	GP-016446-01	Step Board Bracket	55	P-46
GP-013291-00	Rear Cover	63	R-10	GP-014002-00	Bed Support(R)	9	A-32	GP-016447-00	Connector Cover	57	P-67
GP-013292-00	LCD Cover	63	R-3	GP-014004-00	X-moving Shaft Bracket(A)	29	I-14	GP-016599-00	Air gun Bracket	41	L-57
GP-013293-00	Port Cover	63	R-12	GP-014005-00	X-Moving Shaft Bracket(B)	29	I-21	GP-016600-00	X-Y Cable Guide Bracket	35	J-80
GP-013354-01	Oil Tank(L) Nipple(S)	25	G-34	GP-014006-00	Motor shaft braket (X)	29	I-48	GP-016601-00	Thread Release Action Bar Guide	23	F-14
GP-013355-01	Oil Tank(L) Nipple(L)	25	G-35	GP-014007-00	X-Belt Adjusting Bracket	29	I-57	GP-016604-00	Oil Can cover	9	A-56
GP-013437-00	Oil Seal	21	E-23	GP-014008-00	X LM Guide	29	I-5	GP-016606-01	Sensor Base	13	B-49
GP-013447-01	Feed Lifting Bushing(M)	21	E-29	GP-014016-00	X-Moving Shaft Bracket(C)	29	I-34	GP-016638-00	Pockek Loader	71	T-28
GP-013462-01	Membrane Switch	63	R-9	GP-014019-01	X-Y Sensor Bracket (A)	35	J-72	GP-016638-00	Pocket Loader	41	L-35
GP-013463-01	Magnet	63	R-13	GP-014019-01	X-Y Sensor Bracket (A)	31	I-64	GP-016642-00	Cover for Emergency Switch	41	L-54
GP-013699-00	LCD Window	63	R-4	GP-014020-00	X moving Tension Adjusting Bracket	29	I-43	GP-016643-00	Rubber Cap	43	L-77
GP-013701-01	Body Bracket	45	M-1	GP-014021-00	X Motor driving Timming Pulley	29	I-54	GP-016678-00	Saddle Stoper	37	K-18
GP-013703-00	Guide Shaft(A)	45	M-70	GP-014022-01	X Moving Base	29	I-1	GP-016679-00	Second Bar	37	K-22
GP-013705-00	Connecting Shaft(A)	45	M-21	GP-014039-00	X Moving Timming Pulley(A)	29	I-29	GP-016681-00	Stacker Bracket	37	K-2
GP-013705-00	Connecting Shaft(A)	49	N-26	GP-014040-00	Driving plate (X)	29	I-7	GP-016684-00	Stacker Moving Shaft	37	K-1
GP-013714-00	Guide Shaft Holder(A)-R	45	M-34	GP-014041-00	X Motor Moving Timming Pulley	29	I-31	GP-016703-01	Slide	37	K-7
GP-013737-01	Outer Clamp Connecting Block(C)	45	M-43	GP-014043-00	X Driven Timming Pulley Shaft(A)	29	I-28	GP-016705-00	Cloth Holder	37	K-25
GP-013741-00	Cylinder Connecting Block(A)	45	M-11	GP-014056-00	X Timming Belt Fixing Plate	29	I-11	GP-017831-00	Robochain Support Shaft	35	J-84
GP-013895-00	Connecting Link Shaft	45	M-42	GP-014057-00	X Moving Timming Pulley Shaft(B)	29	I-41	GP-017831-00	Robochain Support Shaft	43	L-71
GP-013896-00	Shaft(A)	45	M-33	GP-014060-00	Y-motor Tension Adjusting Bracket (A)	33	J-16	GP-018048-01	Table Support Bar	75	V-31-5
GP-013897-01	Connecting Block(C)	45	M-44	GP-014062-00	Y-moving Bearing Bushing(B)	33	J-37	GP-018086-00	Bobbin Winder Adjusting Plate	19	D-11

# Index

Parts No.	Name of Parts	Page	Ref.No.	Parts No.	Name of Parts	Page	Ref.No.	Parts No.	Name of Parts	Page	Ref.No.
GP-018191-00	Y Motor Tension Bracket( C )	33	J-9	GP-022552-00	Support Bar Cylinder End Rod	37	K-30	GP-027564-01	Inner Presser Plate Link(R)	45	M-78
GP-018205-00	CE Mark	9	A-22	GP-022553-00	Stacker Cylinder	37	K-43	GP-027567-01	Clamp Plate(L)	45	M-82
GP-019507-00	Cylinder Supporter Block(R)	45	M-24	GP-022555-00	Fitting	37	K-54	GP-027569-01	Clamp Plate(U)	45	M-83
GP-019508-00	Guide Shaft Holder(A)-L	45	M-35	GP-022556-00	End Rod(F)	49	N-54	GP-027571-00	Stopper	47	M-85
GP-019513-00	Thread Winder Driving Shaft	19	D-3	GP-022556-00	Stacker Cylinder End Rod (M)	37	K-48	GP-027575-00	Inner Clamp Bracket(A)	47	M-87
GP-019983-00	End Rod Guide	37	K-46	GP-022624-00	Thread Stand Ass'y	71	T-23	GP-027576-00	Clamp Cylinder Link	47	M-88
GP-019985-00	X-LM Guide stopper B	31	I-75	GP-022643-00	Holder	71	T-14	GP-027578-01	Clamp Guide 1-L	47	M-90
GP-019987-00	Y-LM Guide stopper	33	J-42	GP-022643-00	Inner Bobbin Stopper	21	E-16	GP-027579-01	Clamp Guide 1-R	47	M-91
GP-019992-00	Thread Release Action Bar	23	F-12	GP-023486-00	Needle(DP×17 #20)	71	T-18	GP-027580-01	Clamp Guide 1-C	47	M-94
GP-019993-00	Connecting Link for Tension Adjustment B	23	F-9	GP-023486-00	Needle(DP17 #20)	13	B-52	GP-027581-01	Clamp Guide 2-L	47	M-92
GP-020179-00	Bed Hinge Block Base	41	L-25	GP-023488-00	Bush	37	K-8	GP-027582-01	Clamp Guide 2-R	47	M-93
GP-020195-00	Rubber Cap for Stacker Pipe	39	K-63	GP-023488-00	Bush	49	N-2	GP-027583-01	Clamp Guide 2-C	47	M-95
GP-020196-00	Rubber Cap	25	G-42	GP-023489-00	C-Ring	37	K-9	GP-028270-00	Cylinder cover	17	C-76
GP-020198-00	Bracket for Power Switch	41	L-38	GP-023489-00	C-Ring	49	N-3	GP-028271-00	Cylinder Support	17	C-81
GP-020199-01	Manifold Block Bracket	53	O-7	GP-023499-00	Cloth Holder Rubber	37	K-26	GP-028272-00	Cylinder Bracket	17	C-85
GP-020265-01	X-Y Cover(B)	41	L-60	GP-023499-00	Rubber	75	V-6	GP-028273-00	Cylinder Bracket Cover	17	C-87
GP-020588-00	Y-Motor Robochain Bracket	33	J-20	GP-023502-00	Insert Bushing	41	L-21	GP-028274-00	Cylinder adjust bracket	17	C-78
GP-020693-02	Outer Presser Plate	45	M-64	GP-023502-00	Insert Bushing	41	L-31	GP-028275-00	Cylinder rod End	17	C-83
GP-020694-00	Clamp Bracket	45	M-14	GP-023541-00	Supported Block	35	J-85	GP-028276-00	Cylinder rod end rubber	17	C-84
GP-020699-01	Connecting Block(C)	45	M-18	GP-023541-00	supported Block	43	L-72	GP-028277-00	Posion Link	15	C-70
GP-021188-00	AMP Box	59	Q-2	GP-023543-00	X-Y Cover (A) Trim(TRCT 3.2)	43	L-69	GP-028278-00	Posion Link Stopper	17	C-72
GP-021190-00	Fixing Bracket A For Drive	59	Q-4	GP-023544-00	X-Y Cover (B) Trim(TRCT 4.8)	43	L-70	GP-028279-00	Posion Link Stopper Bracket	17	C-71
GP-021191-00	Switch Bracket	59	Q-24	GP-023546-00	Snap passner	41	L-62	GP-028281-00	Presser Driving Link	15	C-69
GP-021192-00	Indicator Bracket	59	Q-18	GP-023547-00	Non-Slip Tape	41	L-47	GP-028282-00	Moving Plate Guide	49	N-58
GP-021198-00	Front Cover	59	Q-29	GP-023599-00	Stacker safety Guide	39	K-58	GP-030306-00	Cylinder Bracket Cover	17	C-89
GP-021203-00	Sync. Sensor Slit	13	B-50	GP-023632-00	Stud Screw(15/64" n=28)	15	C-18	GP-030308-00	Position link stopper rubber	17	C-73
GP-021207-00	Cable Cover	59	Q-33	GP-023636-00	Gear Box Cover	25	G-1	GP-030576-00	Cylinder	17	C-75
GP-021208-00	Rear Cover	59	Q-31	GP-023637-00	Oil Window of Gear Box Cover	25	G-2	GP-031024-00	Trans Box Base Block	65	S-37
GP-021209-00	Base Plate Rubber	59	Q-39	GP-023647-00	Presser Shaft Bushing A	15	C-11	GP-031074-00	Spring	43	L-112
GP-021210-00	Switch Cover(A)	59	Q-35	GP-023648-00	Presser Shaft Bushing B	15	C-12	GP-031131-02	Lower Feed Plate	69	S3-1
GP-021213-00	Switch Cover(B)	59	Q-37	GP-023705-00	Gasket for Face Plate	9	A-4	GP-031132-01	Upper Feed Plate	69	S3-2
GP-021730-00	Fixing Bracket A-A For Drive	59	Q-6	GP-023754-00	Sensor Holder	49	N-48	GP-031134-02	Lower Feed Plate Flim	69	S3-3
GP-021731-00	Fixing Bracket A-B For Drive	59	Q-11	GP-023838-00	Dust Plate(A)	49	N-35	GP-031317-01	Op Box Stand Bracket	43	L-114-1
GP-021872-00	Box Body	55	P-2	GP-023839-00	Dust Plate(B)	49	N-36	GP-032165-00	Lower Feed Plate Bracket	69	S3-4
GP-021873-00	Digital Board Regiator Sheet	55	P-33	GP-023844-00	Outer Presser Plate Guide	45	M-65	GP-032358-00	Outter Cylinder Stopper	69	S3-5
GP-022120-00	Bearing Cover	15	C-5	GP-023845-00	Outer Presser Plate EV(A) 2t	45	M-66	GP-032359-00	Cylinder Connecting Block(B) Rubber	69	S3-10-1
GP-022129-00	Oil Wick Support Plate	25	G-23	GP-023865-00	Power safety cover	43	L-75	GP-032360-00	Cylinder Connecting Block(B)	69	S3-10-2
GP-022412-00	Slide Valve	53	O-1-2	GP-023866-00	Bushing	15	C-27	GP-032734-00	Switch Bracket1	75	V-24
GP-022413-00	Solenoid Valve	53	O-1-5	GP-02404-00	Plug	53	O-20	GP-032735-00	Switch Bracket2	75	V-25
GP-022414-00	Fitting(A)	53	O-1-6	GP-024052-01	Motor Cover	9	A-42	GP-032736-00	Switch Bracket3	75	V-26
GP-022415-00	Fitting(B)	53	O-1-7	GP-024054-00	Laser Point Stand 1	65	S-25	GP-032737-01	Stacker	75	V-1
GP-022416-00	Silencer	53	O-1-8	GP-024055-00	Laser Point Stand 2	65	S-26	GP-032739-01	Stacker Bracket	75	V-2
GP-022430-00	Fitting	53	O-11-2	GP-024056-00	Laser Point Stand 3	65	S-27	GP-032740-01	Slider	75	V-7
GP-022431-01	Manifold Block	53	O-5-2	GP-024057-00	Laser Point Stand 4	65	S-28	GP-032741-00	Slider Bracket	75	V-8
GP-022432-00	Fitting(A)	53	O-5-3	GP-024058-00	Laser Point Stand 5	65	S-29	GP-032752-00	Pocket Loader bracket	75	V-9
GP-022433-00	Fitting(B)	53	O-5-4	GP-024060-00	Laser Point Stand 6	65	S-30	GP-032774-00	Rubber	43	L-117
GP-022434-00	Fitting(C)	53	O-5-5	GP-024741-00	Cylinder Cover Plate	49	N-33	GP-032796-00	Eye Guard Bracket A	11	A-64
GP-022435-00	Speed Controller	53	O-5-6	GP-024920-00	Model Mark	9	A-28	GP-032797-00	Eye Guard Bracket B	11	A-65
GP-022436-00	Fitting(D)	53	O-5-8	GP-025506-00	Tube(L)-Red	59	Q-44	GP-032845-00	Cloth Sensor Bracket A	75	V-10
GP-022437-01	Inner Cylinder	45	M-9	GP-025507-00	Tube(L)-Black	59	Q-45	GP-032846-01	Cloth Sensor Bracket B	75	V-11
GP-022450-00	Bottle of Oil	71	T-19	GP-025878-00	Bracket A for Cable Guide	33	J-24	GP-033405-00	Pocket Loader	75	V-12
GP-022451-00	Outer Cylinder	45	M-29	GP-026144-00	Feed Lifting Shaft	21	E-19	GP-033591-00	Button Arm Cover	75	V-20
GP-022452-00	Moving Cylinder	49	N-9	GP-026381-01	Solenoid Valve Cover	53	O-15	GP-033592-00	Stacker Cover	75	V-21
GP-022453-00	Speed Controller	49	N-10	GP-026408-00	Union	53	O-19	GP-034356-00	Cylinder Knuckle	15	C-44
GP-022454-00	Absorber	49	N-11	GP-026409-00	Union	53	O-22	GP-034357-00	Stud for Cylinder Knuckle	15	C-47
GP-022457-00	Upper,Lower Cylinder	49	N-31	GP-026428-01	X-Y Cover Stopper Bracket(A)	43	L-78	GP-034635-00	Bushing	47	M-104
GP-022459-00	Second Bar Cylinder	37	K-35	GP-026430-00	X-Y Cover Stopper Bracket(B)	43	L-79	GP-034635-00	Bushing	51	N-60
GP-022550-00	Cylinder Supporter Rod End	49	N-14	GP-026431-01	X-Y Cover Stopper	43	L-82	GP-034901-00	Hose C [Ø3×Ø5, L=250]	25	G-18
GP-022550-00	Second Bar Cylinder End Rod	37	K-37	GP-027061-00	Fan Bracket	57	P-95	GP-035535-00	Model Mark003405-00	75	V-32
GP-022551-00	Support Bar Cylinder	37	K-28	GP-027086-00	Gauge	35	J-87	GP-036623-00	Presser Bar Holder	15	C-33
GP-022552-00	Rod End	49	N-12	GP-027562-01	Inner Presser Plate Link(C)	45	M-76	GP-036632-00	Presser Foot	15	C-36
GP-022552-00	Stacker Cylinder End Rod (F)	37	K-45	GP-027563-01	Inner Presser Plate Link(L)	45	M-77	GP-039145-01	Silicon Felt	9	A-47

# Index

Parts No.	Name of Parts	Page	Ref.No.	Parts No.	Name of Parts	Page	Ref.No.	Parts No.	Name of Parts	Page	Ref.No.
GP-046265-00	486 CPU Card Sticker	57	P-97	SC-000754-00	Screw[M5 L=30]	31	I-76	SC-A308-4517	Screw	15	C-43
HG-000005-00	Hinge	43	L-66	SC-000759-00	Screw(M3xL5)	49	N-41	SC-A308-4517	Screw [1/4" n=40, L=6]	21	E-21
MT-000026-00	X Servo Motor[1KW]	29	I-47	SC-000796-00	Screw	75	V-27	SC-A308-4517	Screw [1/4" n=40, L=6]	21	E-25
PN-000221-00	Bed hinge Cylindrical Pin	9	A-50	SC-000808-00	Screw(M4xL=10)	39	K-62	SC-A308-4517	Screw [1/4" n=40, L=6]	21	E-30
PN-000386-00	Original point setting pin	71	T-22	SC-000866-00	Press foot link fixed screw	15	C-68	SC-A308-4517	Screw [1/4" n=40]	21	E-5
PN-000435-00	Plate(C )	45	M-80	SC-000867-00	Cylinder cover screw	17	C-77	SC-A308-4517	Screw [1/4" n=40]	27	H-39
PN-000436-01	Plate(W)	45	M-79	SC-000871-00	Screw (M4xL40)	47	M-100	SC-A308-4517	Screw(1/4" n=40 L=6)	13	B-5
PN-000437-00	Plate(L)	45	M-81	SC-000872-00	Screw(M4xL6)	45	M-84	SC-A308-4517	Screw(1/4" n=40)	15	C-2
RI-000019-00	O-Ring [P3]	25	G-29	SC-000873-00	Screw(M5xL12)	47	M-101	SC-A308-4517	Screw[1/4" n=40]	29	I-30
RI-000020-00	O-Ring [P7]	25	G-31	SC-000874-00	Screw (M3, L5)	35	J-81	SC-A308-4517	Screw[1/4" n=40]	29	I-42
RI-000021-02	O-Ring [P11]	25	G-14	SC-000874-00	Screw(M3xL6)	47	J-88	SFAM-750-003	Motor-Hollow	13	B-15
RI-000024-00	O-Ring (P9)[Ø8.8xØ12.6, W=1.9]	9	A-39	SC-000874-00	Screw(M3xL6)	17	C-88	SFAM-750-003	Y Servo Motor	33	J-1
RI-000053-00	Thread Detecting Plate Ring	23	F-19	SC-000874-00	Screw(M3xL6)	47	M-86	SN-000085-00	Presser Adjusting Arm Nut	15	C-16
RI-000084-00	O-ring	15	C-52	SC-000875-00	Scwre(M3xL6)	47	M-89	SN-000110-00	Nut [M15xP1.0]	37	K-24
RI-000109-00	C-Ring	45	M-13	SC-000876-00	Screw(M3xL8)	47	M-102	SN-000110-00	Screw[M15xP1.0]	37	K-21
SC-000060-00	Stud Screw	23	F-7	SC-000971-00	Cylinder adjust screw	17	C-79	SN-000112-00	Nut(M3)	43	L-65
SC-000074-11	Screw of Oil Tank Assy [5/16" n=24]	25	G-13	SC-001023-00	Screw	75	V-5	SN-000113-00	Nut	37	K-50
SC-000075-00	Plunger Screw	25	G-30	SC-0104-5607	Screw (11/64", n=40)	19	D-6	SN-000113-00	Nut(M8)	49	N-56
SC-000076-00	Oil Adjusting Screw	25	G-28	SC-0105-7500	Screw (M4xP0.7)	19	D-15	SN-000121-00	Nut(M16)	65	S-34
SC-000078-00	Screw [M6]	13	B-51	SC-0108-2350	Screw	23	F-3	SN-000121-00	Nut(M6)	43	L-113
SC-000084-00	Stud Screw	11	A-66	SC-0108-2350	Screw [M6]	27	H-18	SN-000135-00	Nut(M4)	43	L-68
SC-000168-00	Screw(M4xL25)	49	N-16	SC-0110-1230	Screw	15	C-15	SN-000163-00	Nut	47	M-97
SC-000168-00	Screw[M4 L=20]	33	J-43	SC-0112-2302	Screw (B) (9/32" n=28, L=16)	13	B-4	SN-000163-00	Nut	47	M-103
SC-000171-00	Thread Trimmer Stopper Screw	27	H-34	SC-0128-7400	Screw [11/64" n=40]	27	H-45	SN-000906-01	Screw	49	N-57
SC-000227-00	Clutch Lever Hinge Screw	27	H-42	SC-0128-7400	Screw [9/64" n=40]	13	B-34	SN-0101-1600	Nut	11	A-68
SC-000236-00	Screw[M4 L=10]	41	L-18	SC-0130-1230	Screw (1/8", n=40)	19	D-12	SN-0101-1600	Nut [11/64" n=40]	27	H-16
SC-000373-00	Screw(M2.5xL5)	55	P-38	SC-0137-2700	Screw [1/8" n=40]	27	H-3	SN-0103-2700	Nut [1/8" n=40]	27	H-4
SC-000382-00	Stud for Presser Link	15	C-48	SC-0150-2500	Screw	15	C-8	SN-0105-3400	Lift Link of Presser Foot Nut	15	C-50
SC-000495-00	Fixing Screw For CF Card Reader Board	63	R-8	SC-0150-2500	Screw [15/64" n=28]	27	H-49	SN-0105-3400	Nut [15/64" n=28]	27	H-33
SC-000495-00	Fixing Screw For Rear Cover	63	R-11	SC-0159-3500	Screw [9/64" n=40, L=6]	25	G-25	SN-0115-7400	Nut [3/16" n=32]	27	H-27
SC-000507-00	Screw(M3.5xL6)	55	P-44	SC-0164-2700	Screw(11/64" n=40)	9	A-49	SN-0121-7400	Nut	19	D-34
SC-000507-00	Screw(M3.5xL6)	55	P-55	SC-0164-2700	Screw[M5 L=5]	29	I-27	SSPT-0000018	Transformer Box Ass'y	65	S-1
SC-000507-00	Screw(M3.5xL6)	57	P-65	SC-0164-2700	Screw[M5]	33	J-15	SSPT-0000113	Control Box Ass'y	55	P-1
SC-000568-00	Screw	9	A-60	SC-0164-2700	Screw[M6]	41	L-23	SSPT-0000114	AMP Box Ass'y	59	Q-1
SC-000641-00	Screw(M8xL8)	25	G-43	SC-0174-1230	Screw	15	C-34	STT080-00002	Thread Trimming Solenoid Ass'y	27	H-46
SC-000641-00	Screw[M8 L=8]	29	I-32	SC-0174-1230	Screw	23	F-6	WS-000016-00	Lift Link of Presser Foot Washer	15	C-51
SC-000643-00	Screw(M6 L=40)	35	J-58	SC-0174-1230	Screw (11/64" n=40)	9	A-5	WS-000023-00	Spring Washer	11	A-67
SC-000656-00	Screw(M5xL10)	55	P-17	SC-0175-1230	Screw	27	H-6	WS-000142-00	Washer	49	N-20
SC-000692-00	Screw [M8xL20]	9	A-51	SC-0176-1230	Screw [11/64" n=40]	13	B-37	WS-000145-00	Washer	33	J-50
SC-000693-00	Screw(M6xL20)	9	A-34	SC-0202-5050	Screw(15/64" n=28)	9	A-36	WS-000234-00	Rubber Washer	9	A-58
SC-000693-00	Screw[M6xL20]	41	L-20	SC-0317-2700	Screw (1/4" n=40 L=6)	45	M-17	WS-000235-00	Spring Washer	37	K-4
SC-000694-00	Screw(M10 L=25)	37	K-31	SC-0317-2700	Screw [15/64" n=28, L=7.5]	13	B-20	WS-000236-00	Washer	37	K-5
SC-000694-00	Screw[M10 L=30]	37	K-3	SC-0317-2700	Screw[M6 L=6]	29	I-20	WS-000237-01	Washer	15	C-56
SC-000695-01	Screw [M6xL10]	9	A-54	SC-0339-1230	Presser Adjusting Screw	15	C-29	WS-000237-01	Washer	41	L-30
SC-000695-01	Screw[M6 L=15]	37	K-19	SC-0519-2302	Screw (9/64", n=40)	19	D-25	WS-000257-00	Washer(Ø16)	65	S-35
SC-000696-00	Screw(M8xL60)	71	T-29	SC-0523-1230	Screw [3/16" n=28, L=10]	25	G-4	WS-000273-00	Spacer Washer	45	M-71
SC-000696-00	Screw[M8 L=60]	41	L-36	SC-0525-5300	Screw	23	F-11	WS-000274-00	Washer of Thread Trimming Holder	27	H-12
SC-000701-00	Screw (M5 L=10)	53	O-16	SC-0528-1230	Screw (9/64" n=40)	9	A-8		Arm Thread Guide Nut	9	A-19
SC-000703-00	Screw[M5 L=10]	41	L-41	SC-0529-1230	Screw(9/64" n=40)	9	A-15		LCD	63	R-5
SC-000704-01	Screw(M10 L=55)	37	K-47	SC-0529-1230	Screw(9/64" n=40)	9	A-17		Operation Box(Assy)	63	R-1
SC-000722-00	Screw [11/64" n=40]	21	E-10	SC-0529-1230	Screw(9/64" n=40)	9	A-21		Washer	11	A-63
SC-000722-00	Screw(11/64" n=40 L=5)	13	B-41	SC-0531-2302	Screw	75	V-28				
SC-000722-00	Screw(11/64" n=40 L=5)	13	B-42	SC-0535-3710	Screw (A) (9/32" n=28, L=16)	13	B-3				
SC-000722-00	Screw(11/64" n=40)	15	C-28	SC-0543-2302	Screw (11/64" n=40)	9	A-11				
SC-000726-00	Screw(M4 L=20)	37	K-40	SC-0548-7400	Screw [3/16" n=28]	27	H-37				
SC-000726-00	Screw(M4xL12)	43	L-80	SC-0548-7400	Screw(11/64" n=40)	25	G-41				
SC-000726-00	Screw[M4 L=12]	35	J-67	SC-A131-4522	Screw [1/8" n=44]	13	B-53				
SC-000745-00	Screw[M6 L=40]	41	L-32	SC-A154-4114	Screw [11/64" n=40]	27	H-9				
SC-000748-00	Screw(M5xP0.8, L=50)	43	L-115	SC-A156-4118	Screw (9/64" n=40)	23	F-15				
SC-000754-00	Screw	15	C-57	SC-A170-4124	Screw	23	F-18				
SC-000754-00	Screw [M5, L=25]	13	B-16	SC-A170-4124	Screw(SM3.57-40)	17	C-93				
SC-000754-00	Screw(M6* L=8)	69	S3-6	SC-A301-4119	Screw [9/64" n=40]	27	H-2				

